



US00D511785S

(12) **United States Design Patent**
Aldous et al.

(10) **Patent No.: US D511,785 S**
(45) **Date of Patent: ** Nov. 22, 2005**

(54) **WINE COOLER DRAWER**

(75) Inventors: **Tania L. Aldous**, St. Joseph, MI (US);
Michael T. Seum, St. Joseph, MI (US);
Philip M. Thompson, St. Joseph, MI
(US); **Karen E. Schoudt**, St. Joseph,
MI (US)

(73) Assignee: **Whirlpool Corporation**, Benton
Harbor, MI (US)

(**) Term: **14 Years**

(21) Appl. No.: **29/205,740**

(22) Filed: **May 19, 2004**

(51) **LOC (8) Cl. 15-01**

(52) **U.S. Cl. D15/89**

(58) **Field of Search** D15/79, 82, 85,
D15/89-91; D6/387, 510; D7/550.1, 554.3,
601-603; 62/382; 312/270.3, 402-404

(56) **References Cited**

U.S. PATENT DOCUMENTS

2,306,802 A * 12/1942 Harbison 62/382
D229,143 S * 11/1973 Holmes D6/510
D248,361 S * 7/1978 Trombly D7/603

D275,500 S * 9/1984 Tyke D6/510
4,729,613 A * 3/1988 Tromble et al. 312/270.3
4,960,308 A * 10/1990 Donaghy 312/404
5,044,704 A * 9/1991 Bussan et al. 312/402
D358,403 S * 5/1995 Edman et al. D15/89

* cited by examiner

Primary Examiner—Stella Reid

Assistant Examiner—Shanda C. Hill

(74) *Attorney, Agent, or Firm*—Robert O. Rice; John F.
Colligan; Stephen Krefman

(57) **CLAIM**

The ornamental design for wine cooler drawer, as shown and
described.

DESCRIPTION

FIG. 1 is a front perspective view of a wine cooler drawer
showing our new design;

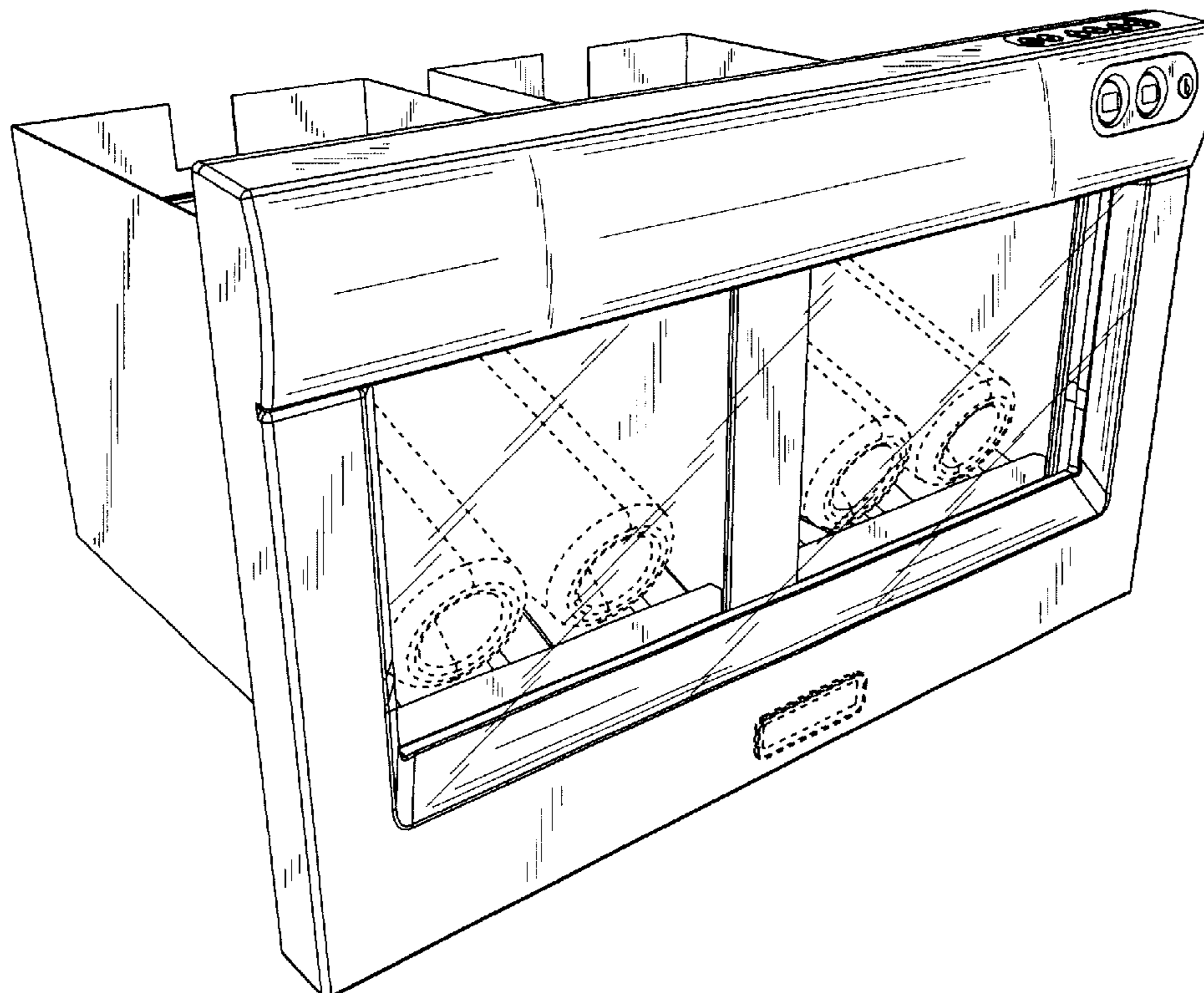
FIG. 2 is a front elevational view thereof;

FIG. 3 is a right side elevational view with the left side being
a mirror image thereof; and,

FIG. 4 is a top plan view thereof.

The broken lines shown in FIGS. 1, 2, and 4 are for
illustrative purpose only and forms no part of the claimed
design.

1 Claim, 4 Drawing Sheets



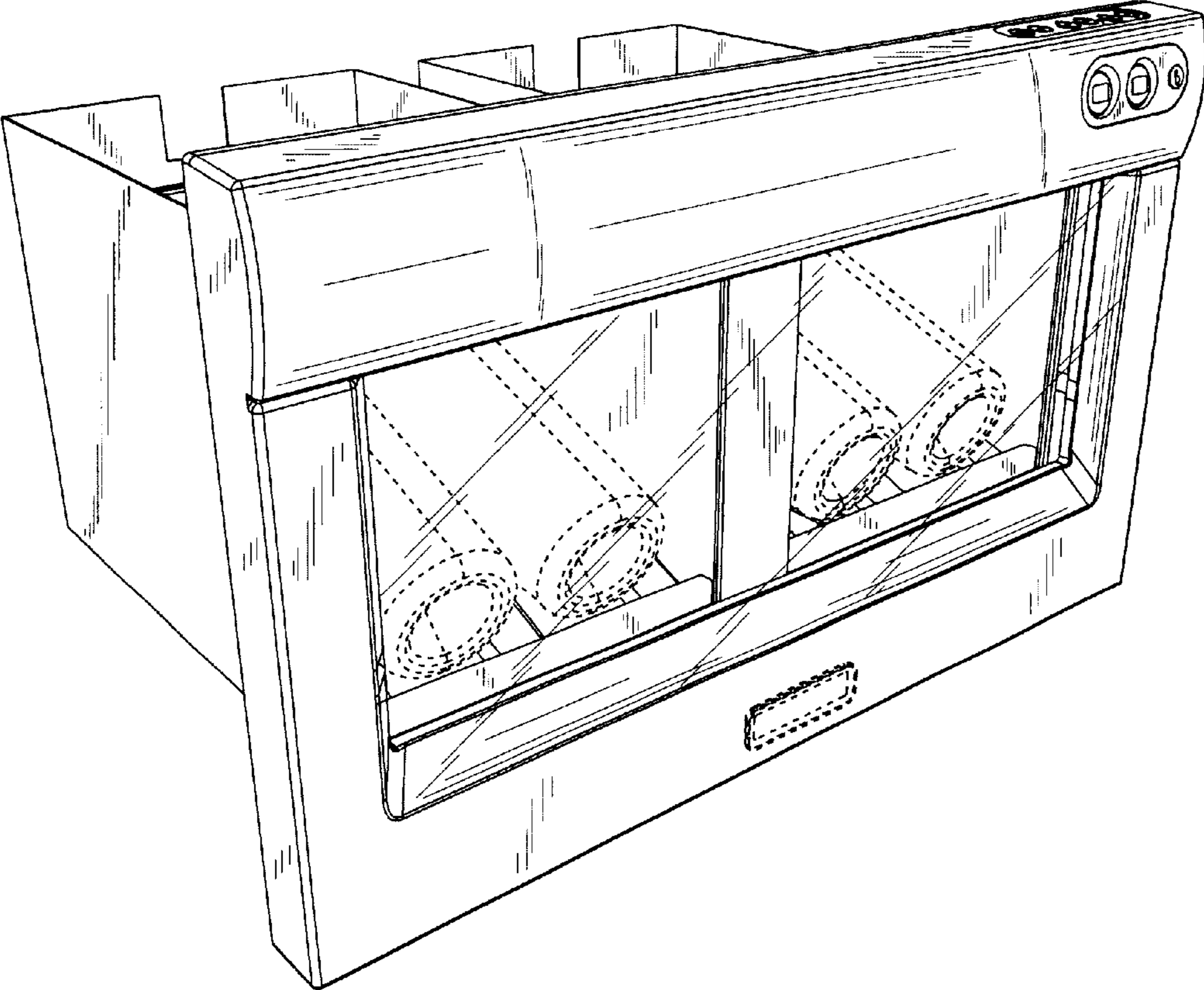


Fig. 1




Fig. 2

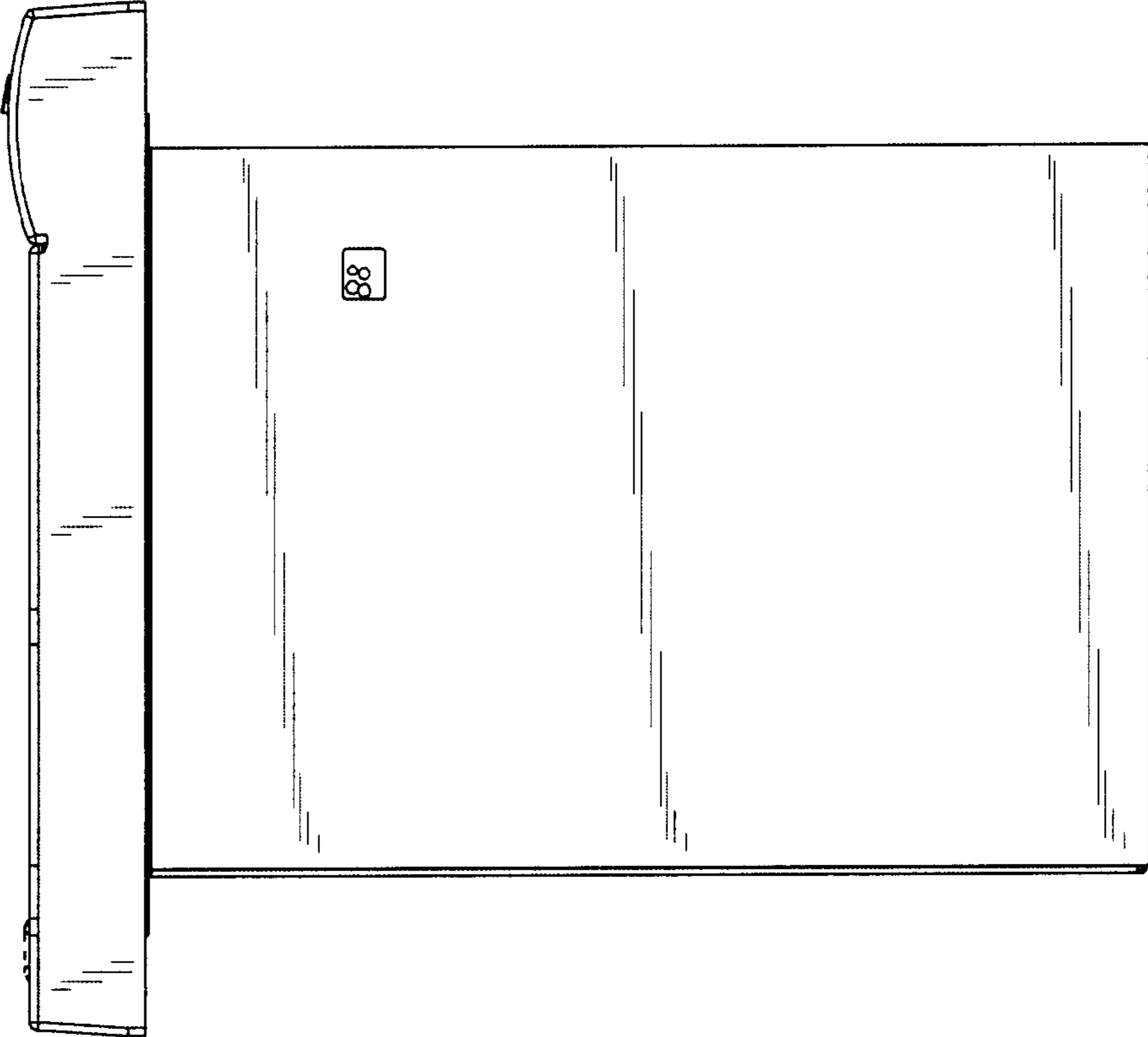


Fig. 3

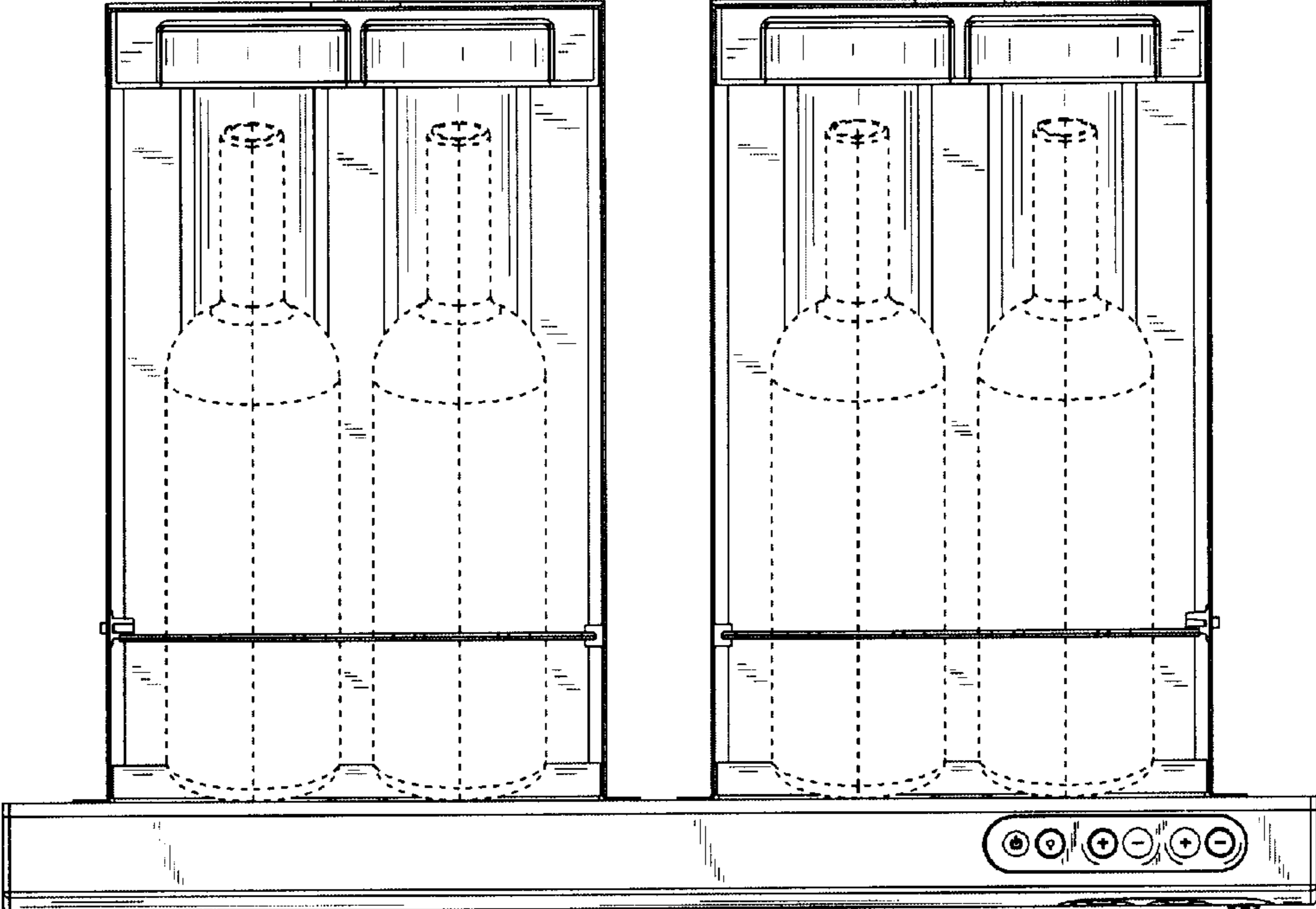


Fig. 4