



US00D511777S

(12) **United States Design Patent**
Schmidt et al.

(10) **Patent No.:** **US D511,777 S**

(45) **Date of Patent:** **** Nov. 22, 2005**

(54) **FRONT COVER OF A 4U HOST**

(75) **Inventors:** **Peter Otto Schmidt**, Los Gatos, CA (US); **Paul Robert Boulay**, Campbell, CA (US); **Kevin Paul Perera**, Berkeley, CA (US); **Charles Anthony Woerner**, Alamo, CA (US); **Michael Lee Workman**, Saratoga, CA (US)

(73) **Assignee:** **Pillar Data Systems, Inc.**, San Jose, CA (US)

(**) **Term:** **14 Years**

(21) **Appl. No.:** **29/197,181**

(22) **Filed:** **Jan. 12, 2004**

(51) **LOC (8) Cl.** **14-02**

(52) **U.S. Cl.** **D14/441**

(58) **Field of Search** D14/441-446,
D14/349, 313; D13/162, 184, 199; 312/223.2;
361/680-686, 690-696

(56) **References Cited**

U.S. PATENT DOCUMENTS

6,075,698 A * 6/2000 Hogan et al. 361/695

D435,559 S * 12/2000 Tanaka D14/444
D437,325 S * 2/2001 Searby et al. D14/445
D469,087 S * 1/2003 Sue et al. D14/349
D469,430 S * 1/2003 Sue et al. D14/349

* cited by examiner

Primary Examiner—Freda S. Nunn

(74) *Attorney, Agent, or Firm*—Robert Moll

(57) **CLAIM**


The ornamental design for a front cover of a 4U host, as shown and described.

DESCRIPTION

FIG. 1 is a perspective view of the front cover of a 4U host; FIG. 2 is a perspective view illustrating where the front cover of a 4U host is located in a 19-inch equipment rack; FIG. 3 is a front view thereof; FIG. 4 is a top plan view thereof; FIG. 5 is a bottom plan view thereof; FIG. 6 is a side view of one end thereof; and, FIG. 7 is a side view of the other end thereof.

The broken lines shown in the various Figures are shown for illustrative purposes only and form no part of the claimed design.

1 Claim, 7 Drawing Sheets






FIGURE 1

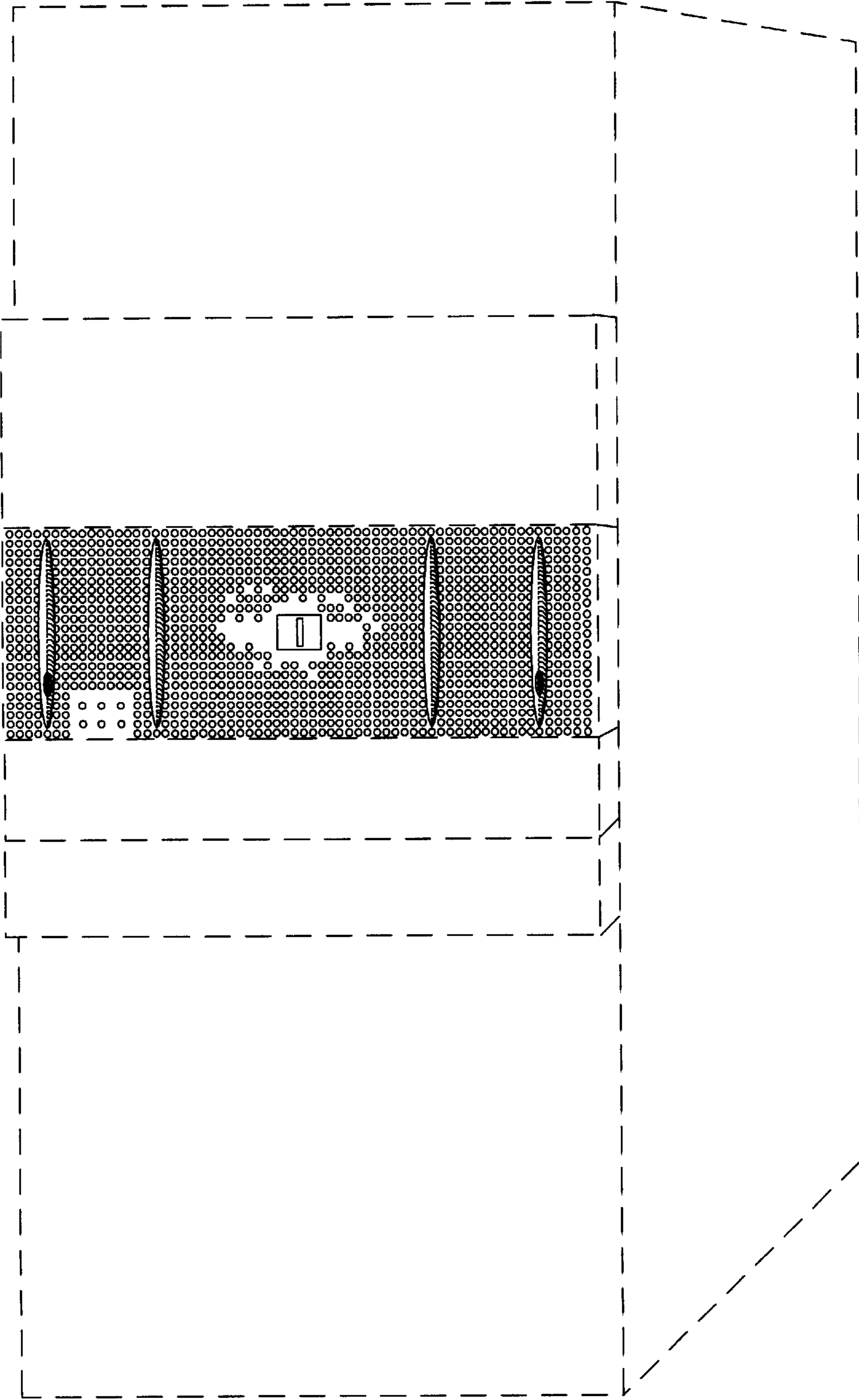


FIGURE 2

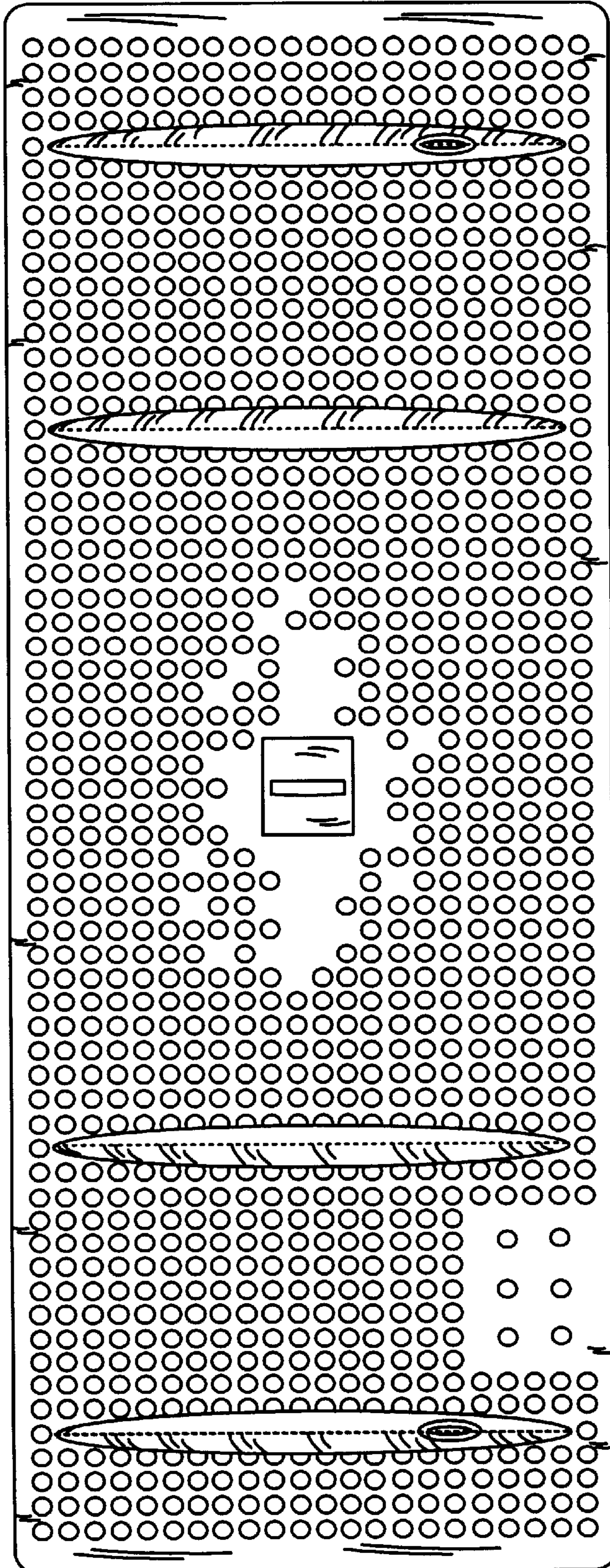


FIGURE 3

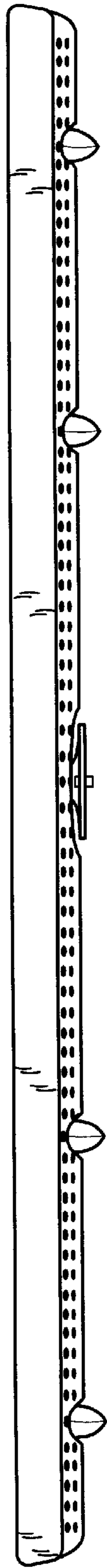


FIGURE 4

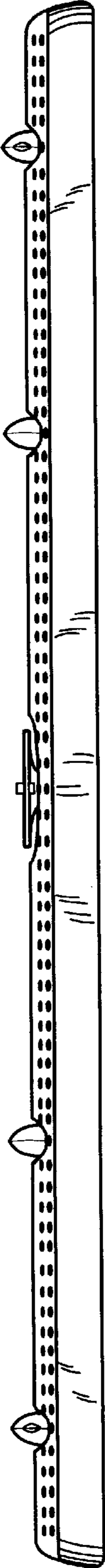


FIGURE 5

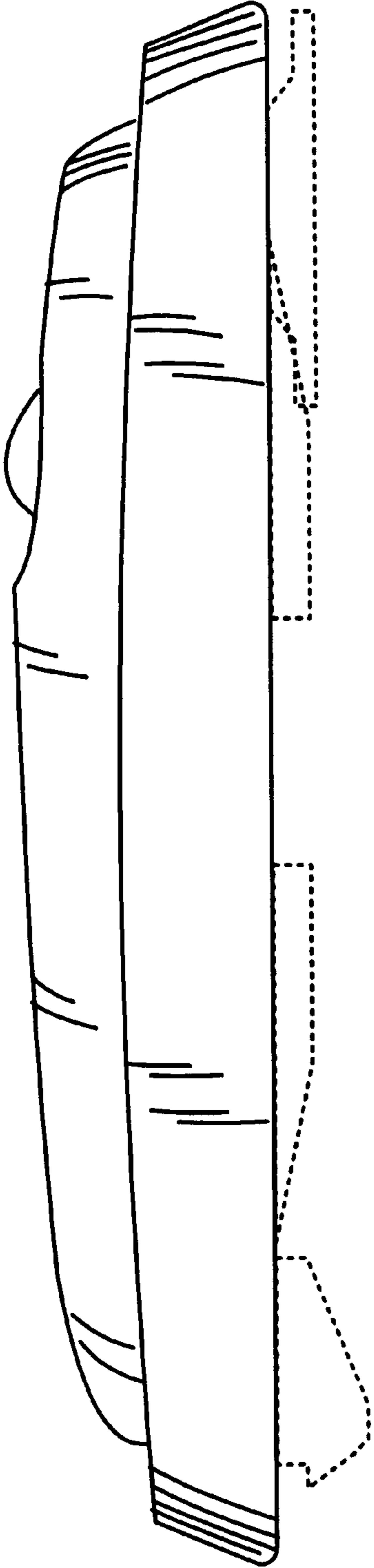


FIGURE 6

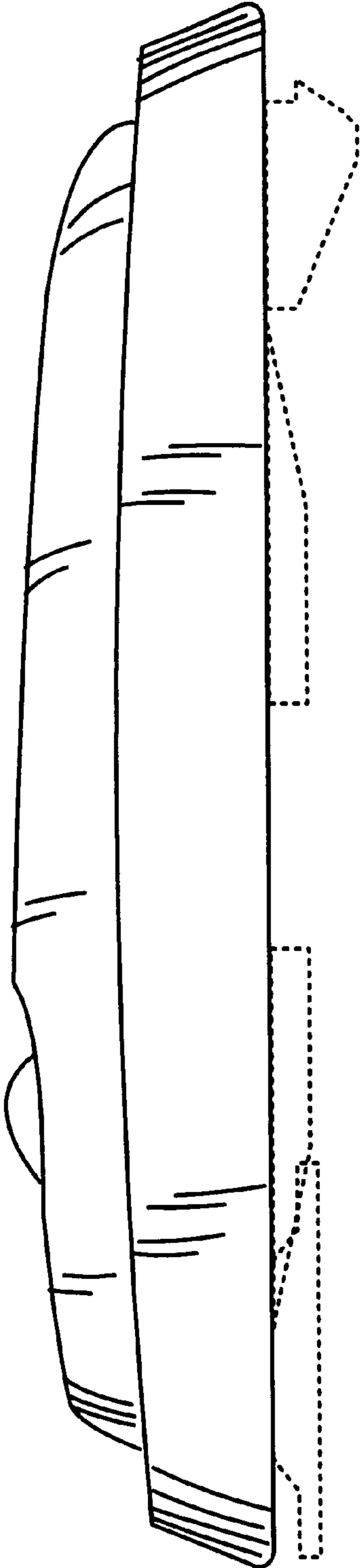


FIGURE 7