

US00D511760S

(12) **United States Design Patent**
Shin et al.

(10) **Patent No.:** **US D511,760 S**
(45) **Date of Patent:** **** Nov. 22, 2005**

(54) **MOBILE PHONE**

(75) Inventors: **Hyun Yong Shin**, Seoul (KR); **Young Hoon Yoo**, Seoul (KR)

(73) Assignee: **LG Electronics Inc.**, Seoul (KR)

(**) Term: **14 Years**

(21) Appl. No.: **29/213,278**

(22) Filed: **Sep. 16, 2004**

(30) **Foreign Application Priority Data**

Mar. 19, 2004 (KR) 30-2004-0007851

(51) **LOC (8) Cl.** **14-03**

(52) **U.S. Cl.** **D14/138**

(58) **Field of Search** D14/137, 138,
D14/147-148, 247-248, 144, 341-347;
379/433.01-433.13, 434; 455/550.1-90.3,
575.3, 566, 575.1; D21/517

(56) **References Cited**

U.S. PATENT DOCUMENTS

- D429,707 S * 8/2000 Park D14/138
- 6,549,789 B1 * 4/2003 Kfoury 455/550.1
- D475,986 S * 6/2003 Ng et al. D14/138
- D477,295 S * 7/2003 Chung D14/138
- D485,818 S * 1/2004 Yabe et al. D14/138
- D486,461 S * 2/2004 Seo et al. D14/138
- D486,463 S * 2/2004 Hwang D14/138
- D486,809 S * 2/2004 Hwang D14/138
- D486,810 S * 2/2004 Chung D14/138
- D487,439 S * 3/2004 Arnholt et al. D14/138
- D489,699 S * 5/2004 Hwang et al. D14/138
- 6,731,959 B1 * 5/2004 Kumagai et al. 455/575.3
- D490,792 S * 6/2004 Lee D14/138

- D491,908 S * 6/2004 Son D14/138
- D493,440 S * 7/2004 Chou et al. D14/138
- D496,018 S * 9/2004 Koo et al. D14/138
- D496,021 S * 9/2004 Jang D14/138
- D497,604 S * 10/2004 Lee D14/138
- D497,894 S * 11/2004 Kim D14/138
- D498,220 S * 11/2004 Park D14/138
- D498,223 S * 11/2004 Ho et al. D14/138
- D498,468 S * 11/2004 Seo D14/138
- D498,737 S * 11/2004 Park et al. D14/138
- D501,458 S * 2/2005 Kim et al. D14/138
- 2002/0006809 A1 * 1/2002 Kubo et al. 455/550
- 2003/0199290 A1 * 10/2003 Viertola 455/575.1

FOREIGN PATENT DOCUMENTS

JP D1154363 * 9/2002

* cited by examiner

Primary Examiner—Jeffrey Asch

(74) *Attorney, Agent, or Firm*—Birch, Stewart, Kolasch & Birch, LLP

(57) **CLAIM**

The ornamental design for a mobile phone, as shown and described.

DESCRIPTION

FIG. 1 is a perspective view of a mobile phone showing my new design;
FIG. 2 is a front view thereof;
FIG. 3 is a rear view thereof;
FIG. 4 is a left side view thereof;
FIG. 5 is a right side view thereof;
FIG. 6 is a top plan view thereof; and,
FIG. 7 is a bottom plan view thereof.

1 Claim, 6 Drawing Sheets

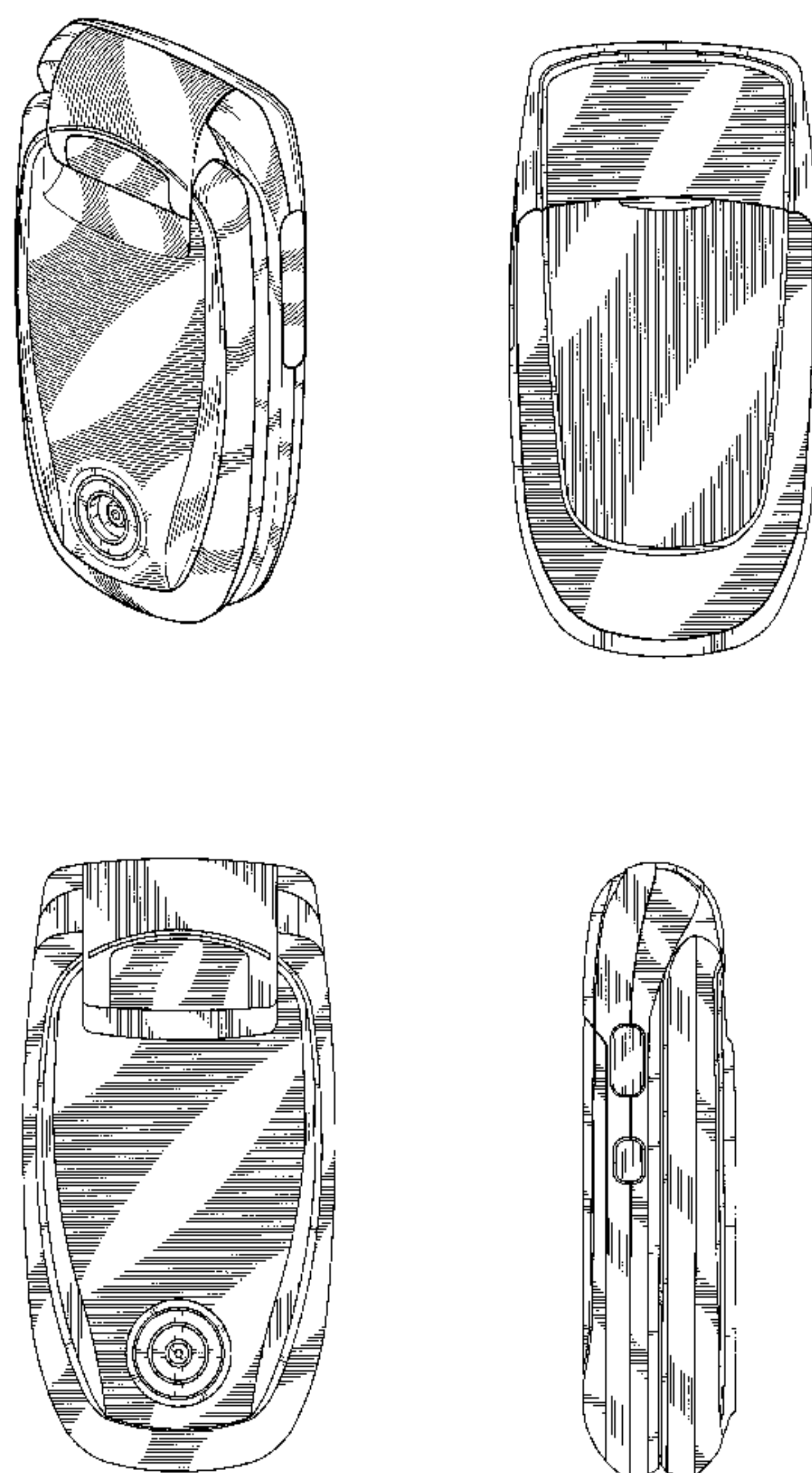


FIG. 1

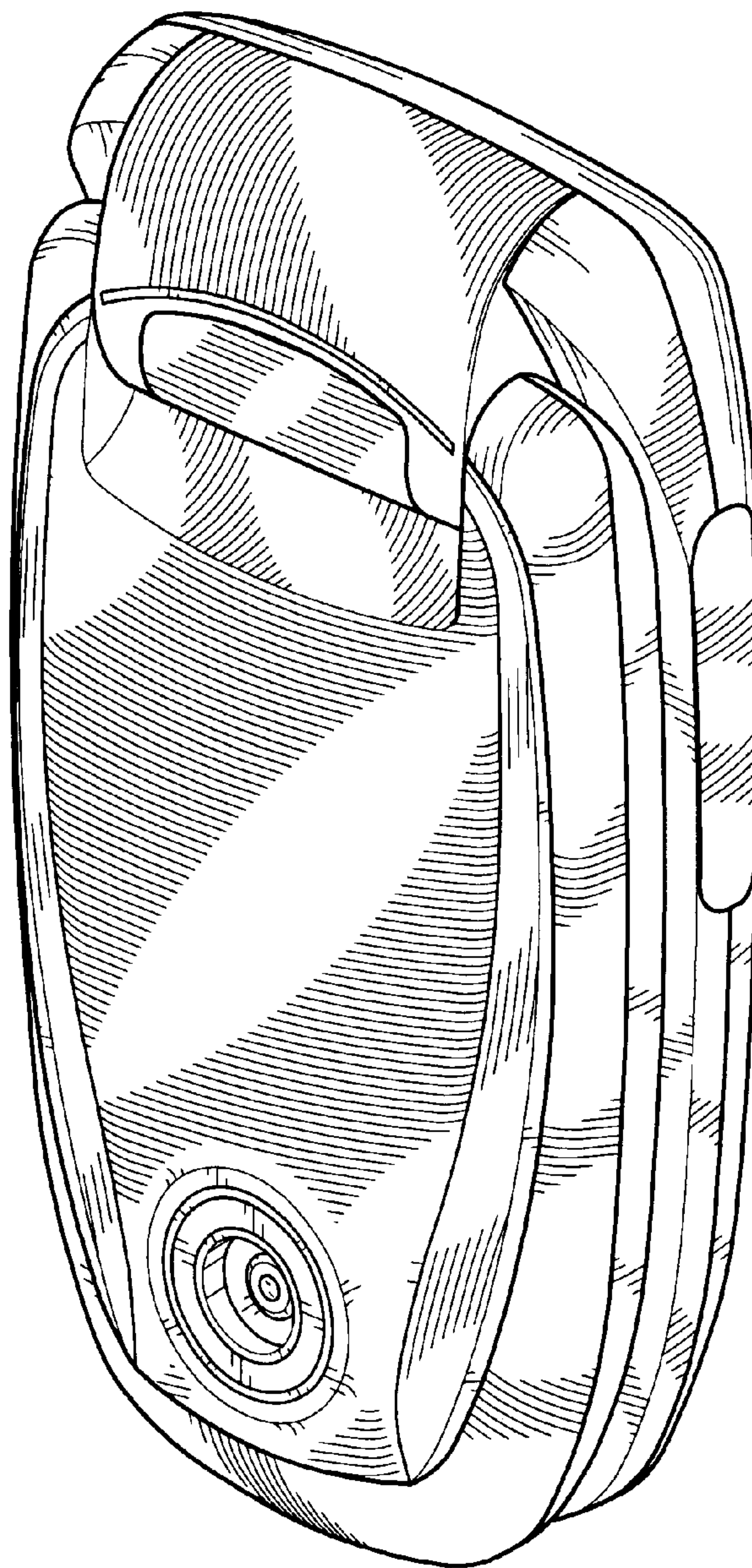


FIG. 2

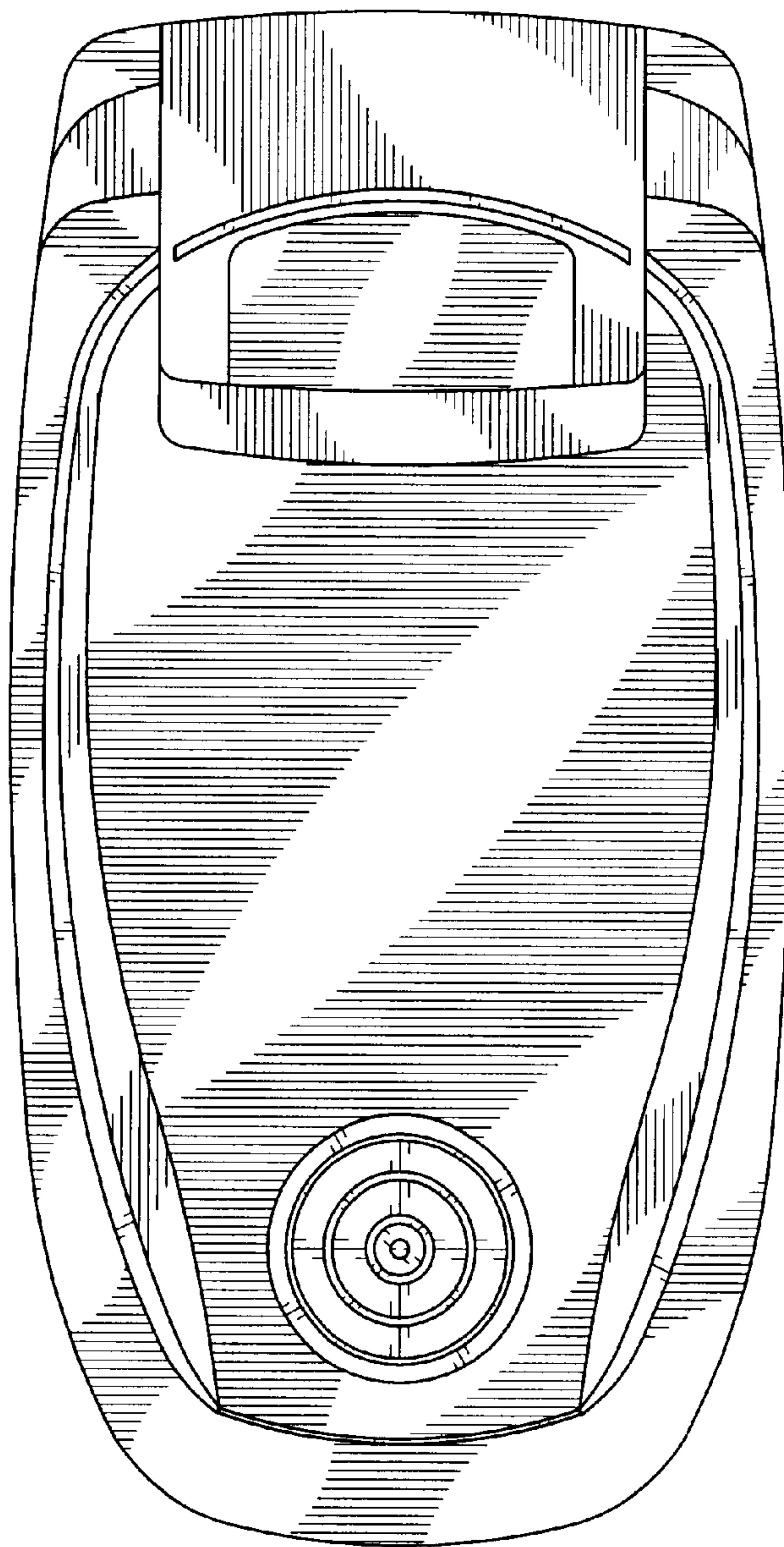


FIG. 3

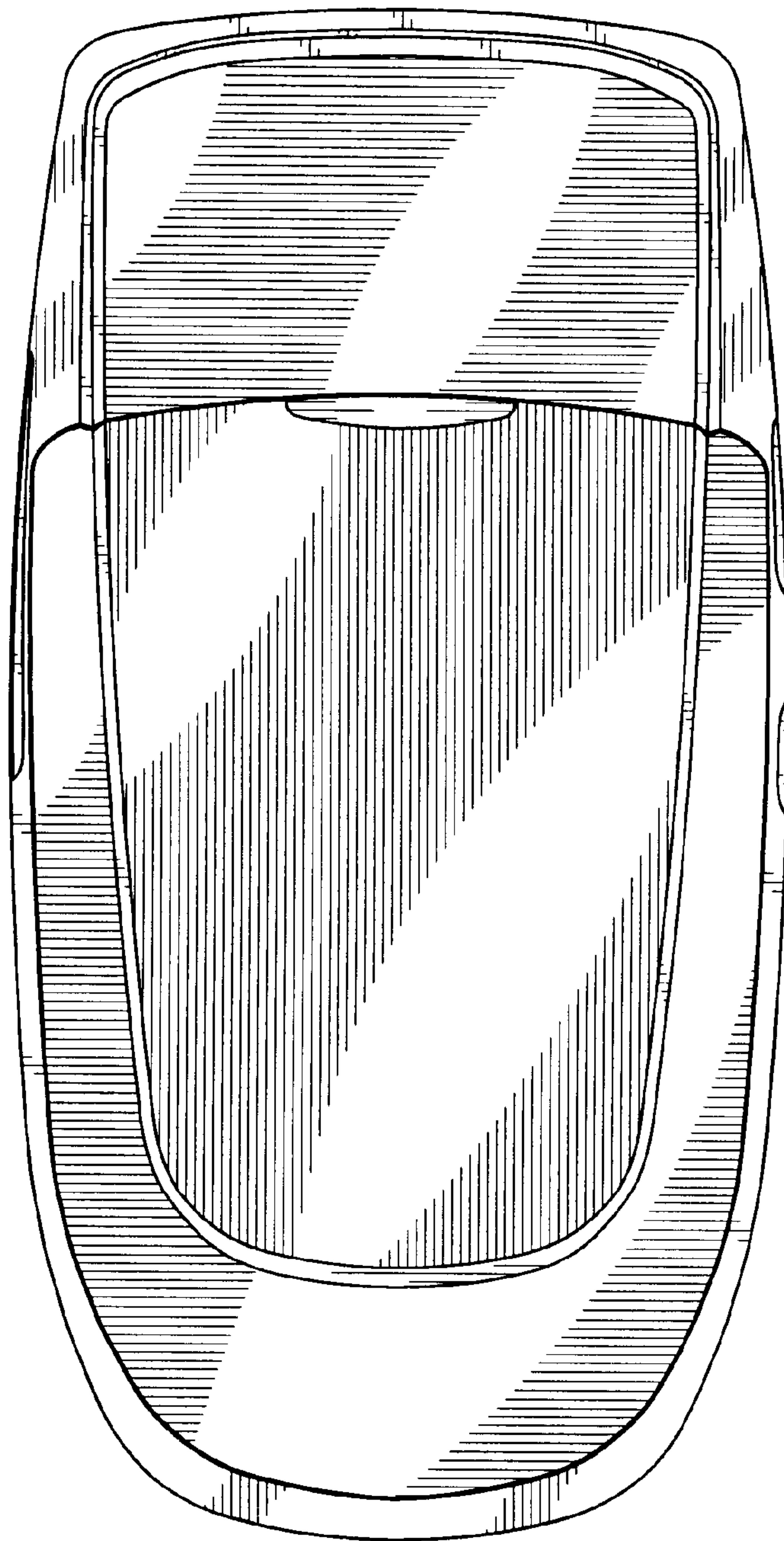


FIG. 4

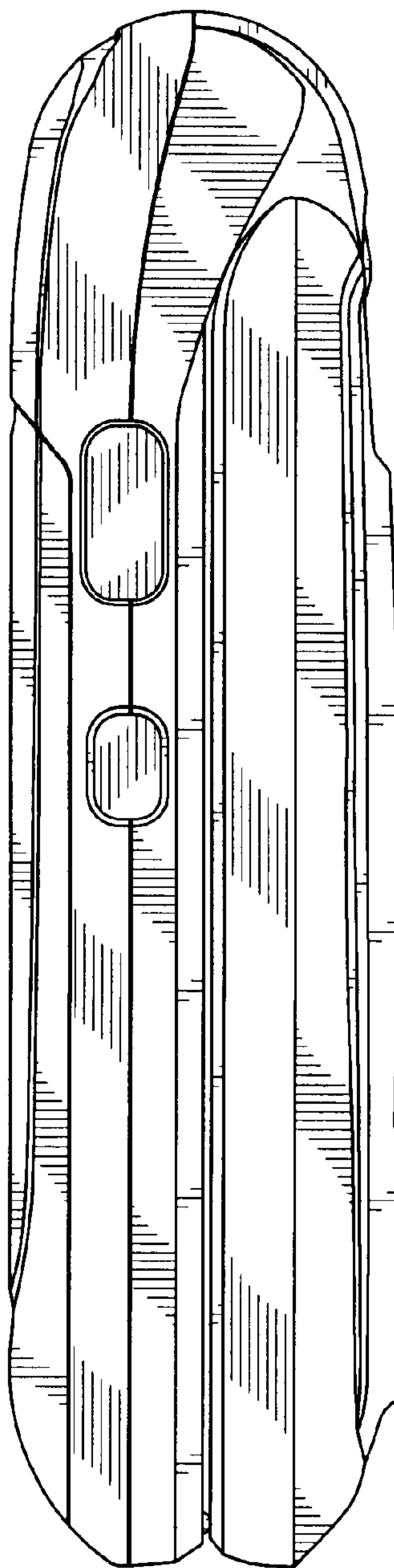


FIG. 5

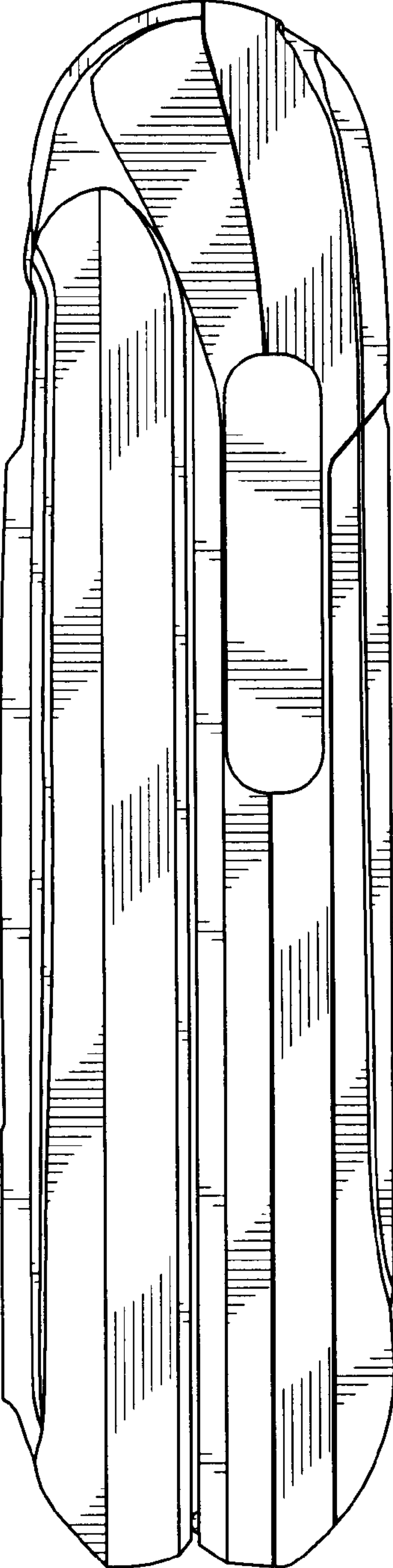


FIG. 6

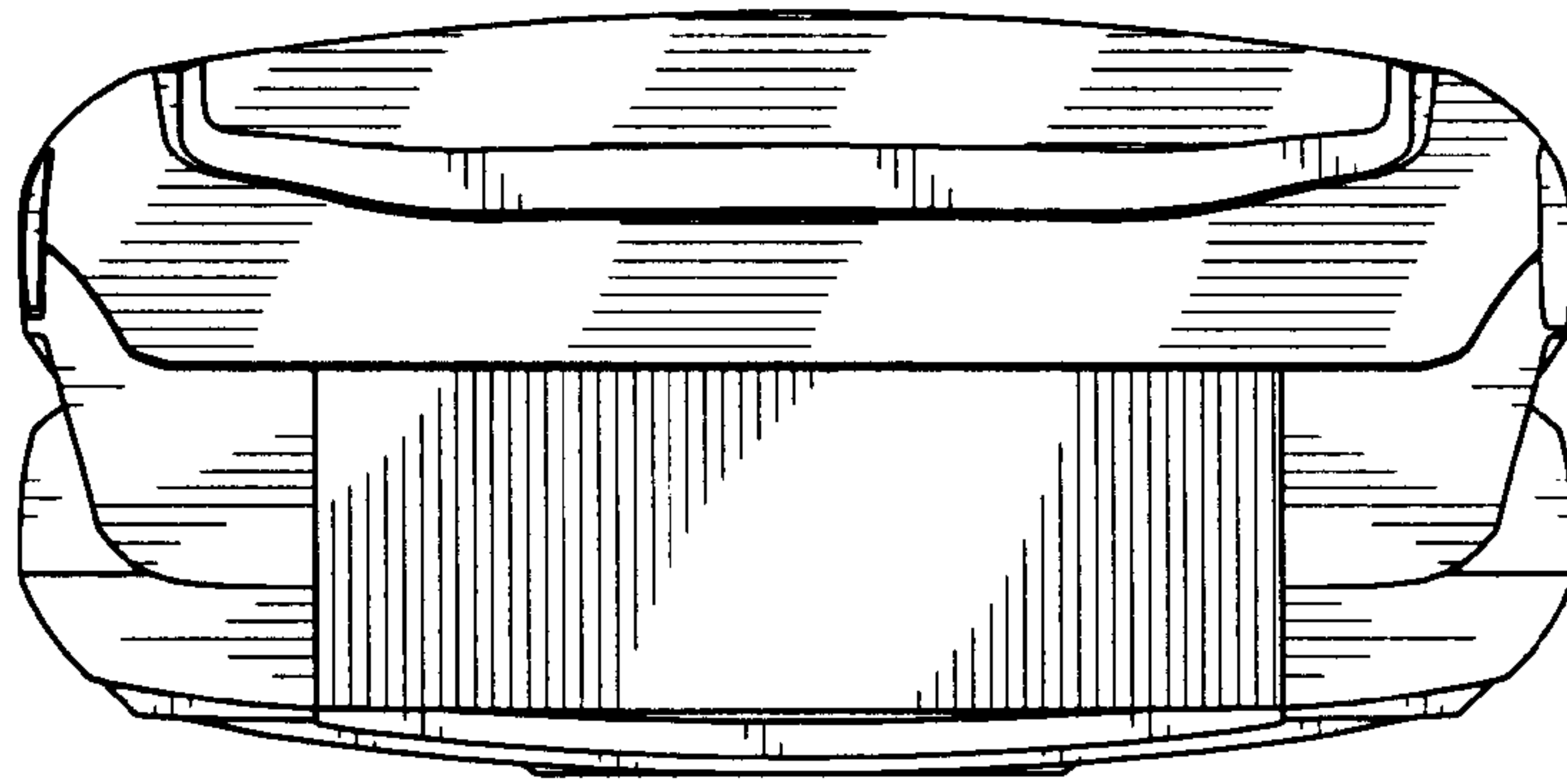


FIG. 7

