



US00D511753S

(12) **United States Design Patent**
Joe et al.

(10) **Patent No.: US D511,753 S**
(45) **Date of Patent: ** Nov. 22, 2005**

- (54) **PROJECTION TV**
- (75) Inventors: **Sung Gu Joe**, Seoul (KR); **Yoo Jung Ahn**, Seoul (KR)
- (73) Assignee: **LG Electronics Inc.**, Seoul (KR)
- (**) Term: **14 Years**
- (21) Appl. No.: **29/204,217**
- (22) Filed: **Apr. 27, 2004**
- (30) **Foreign Application Priority Data**
Oct. 27, 2003 (KR) 30-2003-0030032
- (51) **LOC (8) Cl. 14-03**
- (52) **U.S. Cl. D14/128**
- (58) **Field of Search** D14/125-134,
D14/239, 371, 374-376; 312/7.2; 348/836,
838, 180, 184, 325, 739; 341/12; 248/917-924;
345/104, 133, 156, 168, 87, 173; 353/74

- D431,232 S * 9/2000 Yokoyama et al. D14/128
- D434,015 S * 11/2000 Oe et al. D14/128
- D439,570 S * 3/2001 Tsao et al. D14/133
- D441,732 S * 5/2001 Ota D14/126
- D472,533 S * 4/2003 Kanatani et al. D14/128
- D476,633 S * 7/2003 Oe et al. D14/133
- D483,727 S * 12/2003 Tseng et al. D14/128

* cited by examiner

Primary Examiner—Raphael Barkai
(74) *Attorney, Agent, or Firm*—Birch, Stewart, Kolasch & Birch, LLP

(57) **CLAIM**

We claim the ornamental design for projection TV, as shown and described.

DESCRIPTION

FIG. 1 is a perspective view of projection TV showing the new design;
FIG. 2 is a front view thereof;
FIG. 3 is a rear view thereof;
FIG. 4 is a left-side view thereof;
FIG. 5 is a right-side view thereof;
FIG. 6 is a top plan view thereof; and,
FIG. 7 is a bottom plan view thereof.

1 Claim, 5 Drawing Sheets

- (56) **References Cited**
U.S. PATENT DOCUMENTS
5,506,642 A * 4/1996 Suzuki et al. 353/74
D410,917 S * 6/1999 Novak et al. D14/128
D411,842 S * 7/1999 Ota D14/134
D414,177 S * 9/1999 Tsuge et al. D14/133

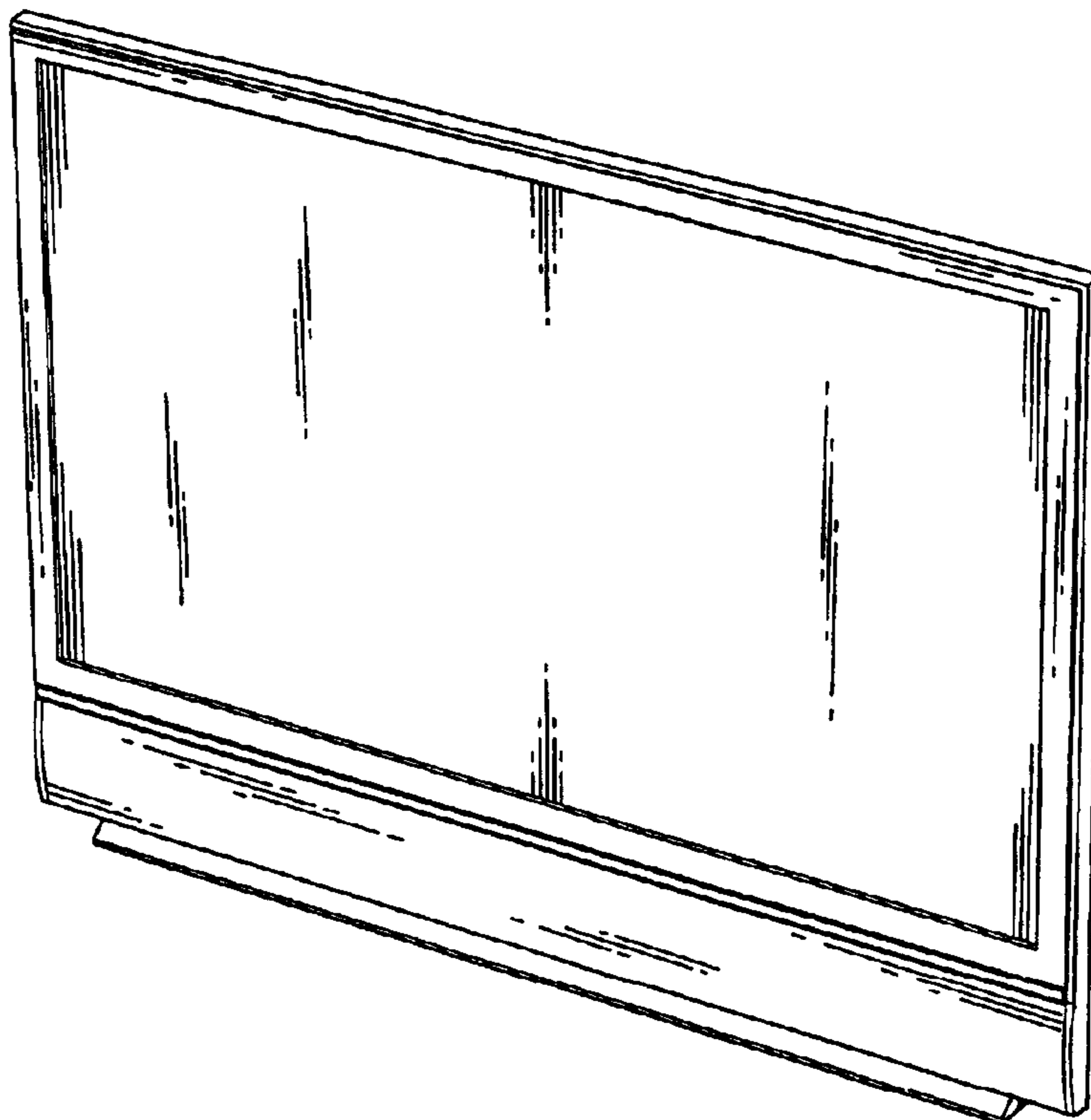


FIG. 1




FIG. 2




FIG. 3

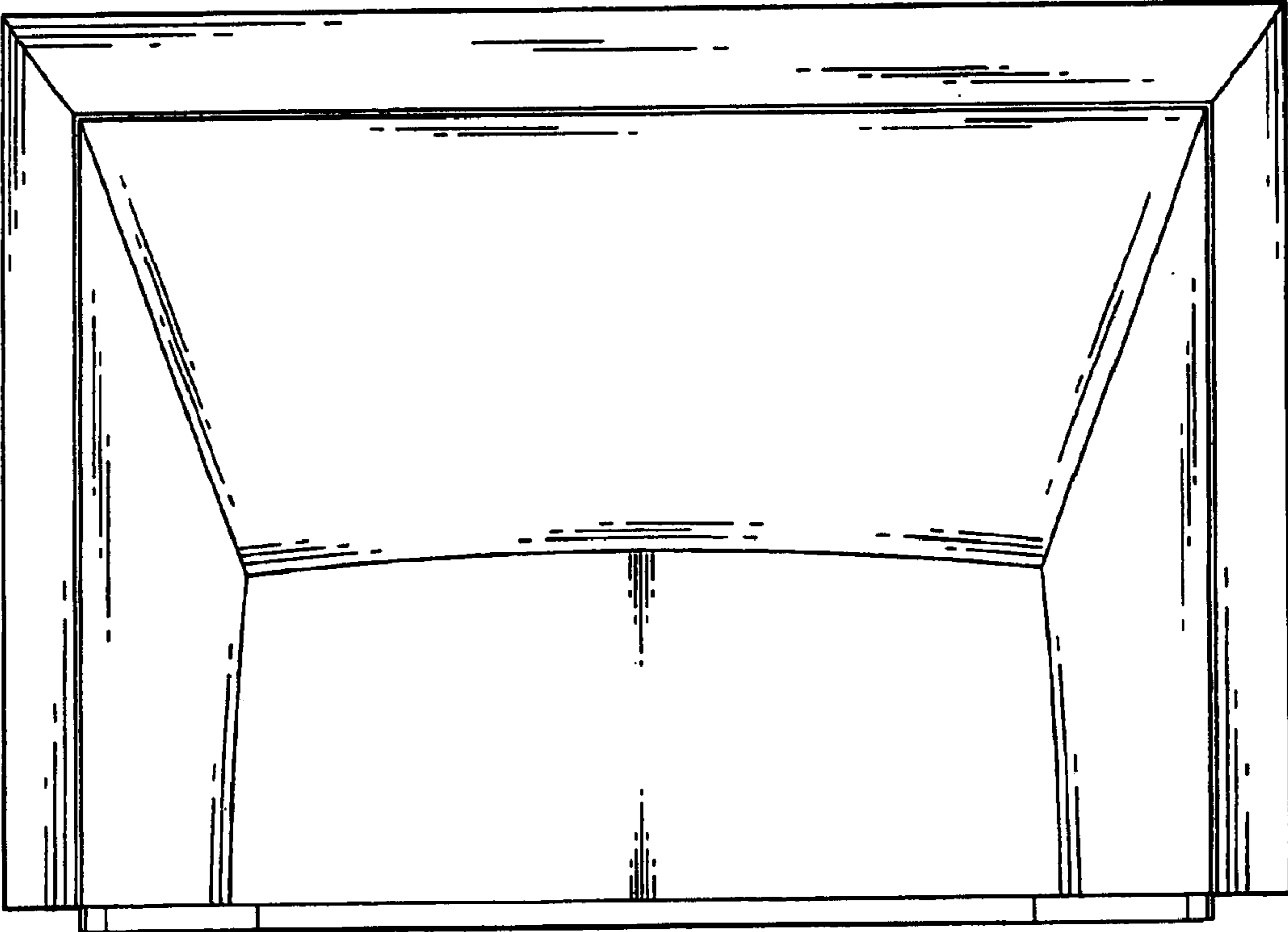


FIG. 4

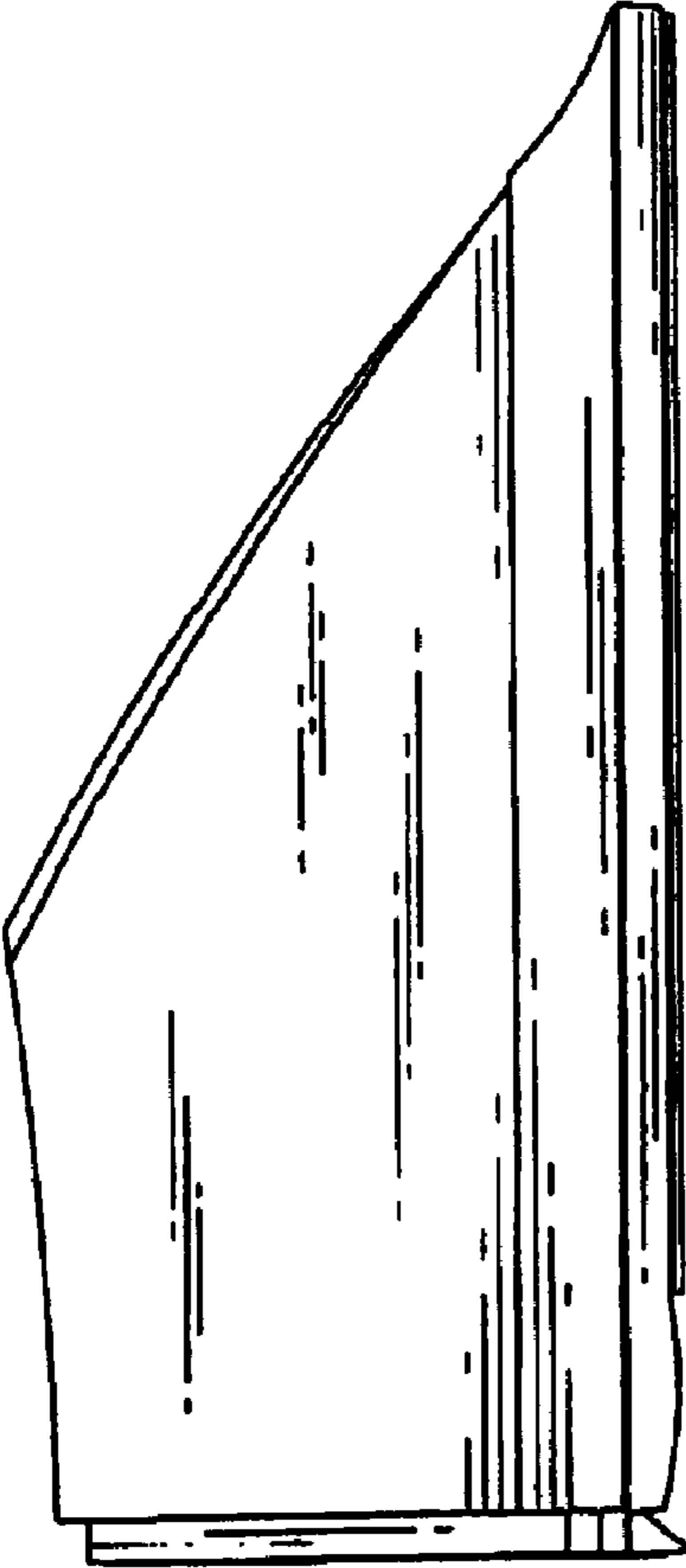


FIG. 5



FIG. 6




FIG. 7

