



US00D511742S

(12) **United States Design Patent**  
**Niitsuma et al.**

(10) **Patent No.:** **US D511,742 S**

(45) **Date of Patent:** **\*\* Nov. 22, 2005**

(54) **BATTERY CASE**

(75) Inventors: **Toshitaka Niitsuma**, Chigasaki (JP);  
**Akio Kujirai**, Zama (JP); **Hiroki**  
**Takeshima**, Fujisawa (JP)

(73) Assignee: **Matsushita Electric Industrial Co.,**  
**Ltd.** (JP)

(\*\*) **Term:** **14 Years**

(21) **Appl. No.:** **29/203,824**

(22) **Filed:** **Apr. 20, 2004**

(30) **Foreign Application Priority Data**

Feb. 3, 2004 (JP) ..... 2004-002653

(51) **LOC (8) Cl.** ..... **13-02**

(52) **U.S. Cl.** ..... **D13/106**

(58) **Field of Search** ..... D13/102-106,  
D13/110, 118-119, 184; 429/96-100, 153-154,  
160, 163, 175-176, 187

(56) **References Cited**

**U.S. PATENT DOCUMENTS**

971,876 A \* 10/1910 Apple ..... 429/176  
1,408,435 A \* 3/1922 Beeneck ..... 429/99  
1,539,119 A \* 5/1925 Johnson ..... 280/47.35  
D135,215 S \* 3/1943 Patche ..... D13/110  
D201,083 S \* 5/1965 Roth ..... D13/110  
3,871,924 A \* 3/1975 DeMattie et al. .... 429/176  
D261,259 S \* 10/1981 Swartz ..... D13/110

4,634,642 A \* 1/1987 Lopez-Doriga Lopez-Doriga  
..... 429/121  
D368,068 S \* 3/1996 Alden et al. .... D13/110  
D403,660 S \* 1/1999 Poon ..... D13/106  
D418,810 S \* 1/2000 Hogan et al. .... D13/118  
D454,111 S \* 3/2002 Rodriguez ..... D13/110

**FOREIGN PATENT DOCUMENTS**

JP D1079253 7/2000  
JP D1109968 5/2001  
JP D1123373 10/2001

\* cited by examiner

*Primary Examiner*—Alan P Douglas

*Assistant Examiner*—Rosemary Tarcza

(74) *Attorney, Agent, or Firm*—Brinks Hofer Gilson &  
Lione

(57) **CLAIM**

The ornamental design for a battery case, as shown and  
described.

**DESCRIPTION**

FIG. 1 is a top perspective view of a battery case of the  
present invention;

FIG. 2 is an inverted rear elevation view thereof;

FIG. 3 is a top plan view thereof;

FIG. 4 is a front elevation view thereof;

FIG. 5 is a vertical view of a first side thereof;

FIG. 6 is a vertical view of a second side thereof; and,

FIG. 7 is a bottom view thereof.

**1 Claim, 3 Drawing Sheets**

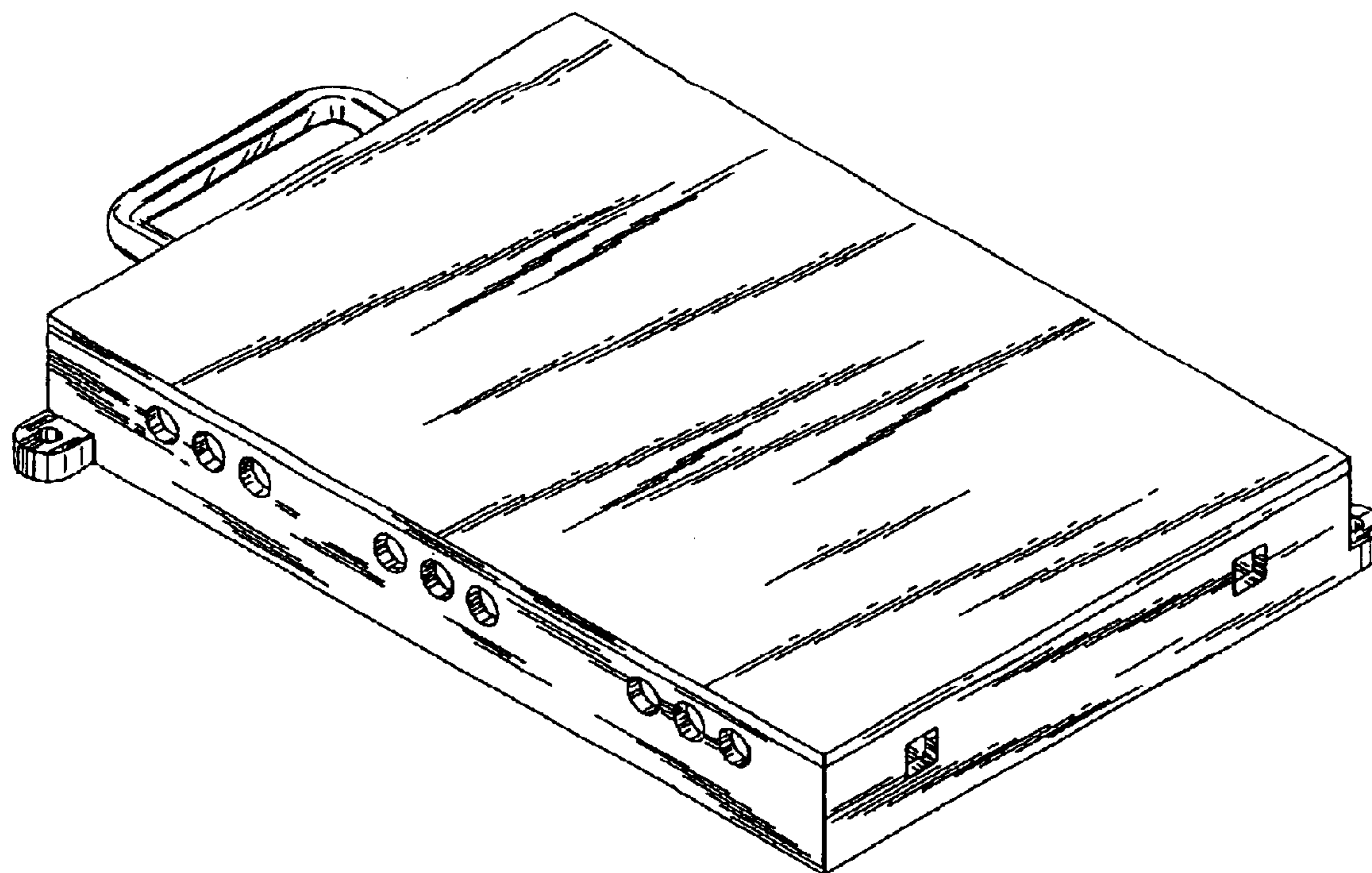


FIG. 1

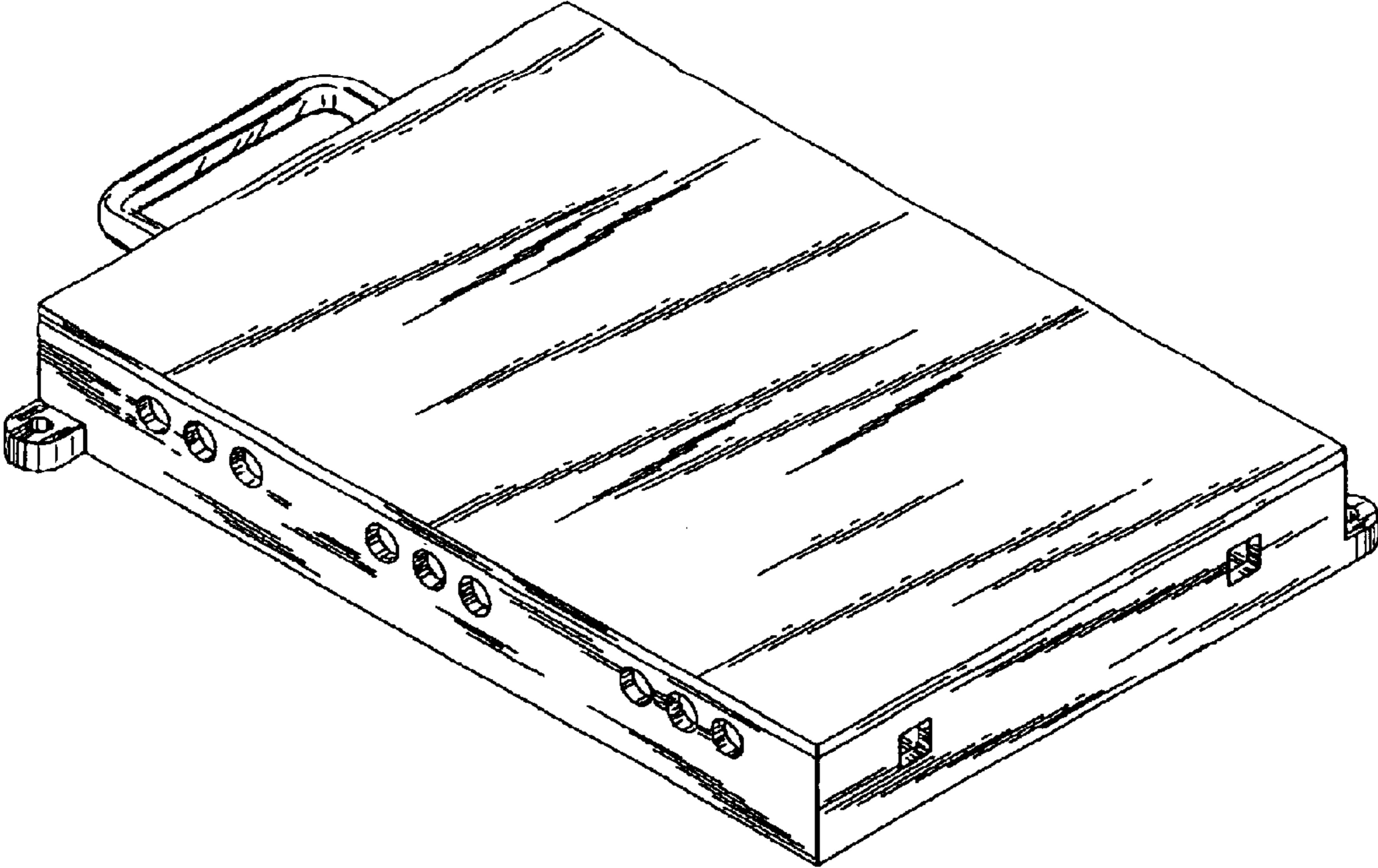


FIG. 2

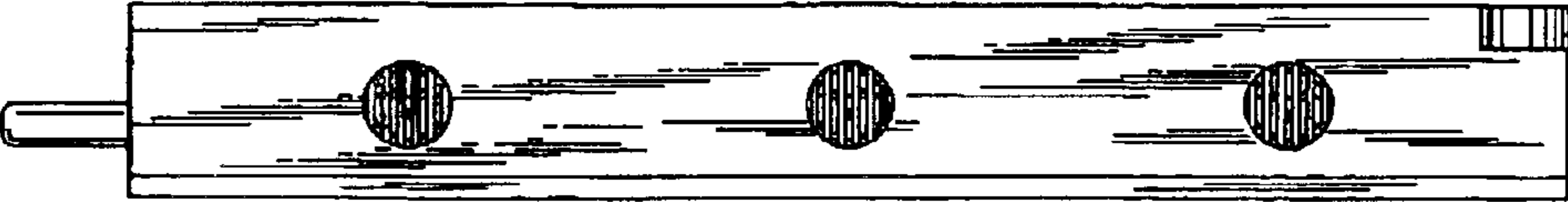


FIG. 3




FIG. 4

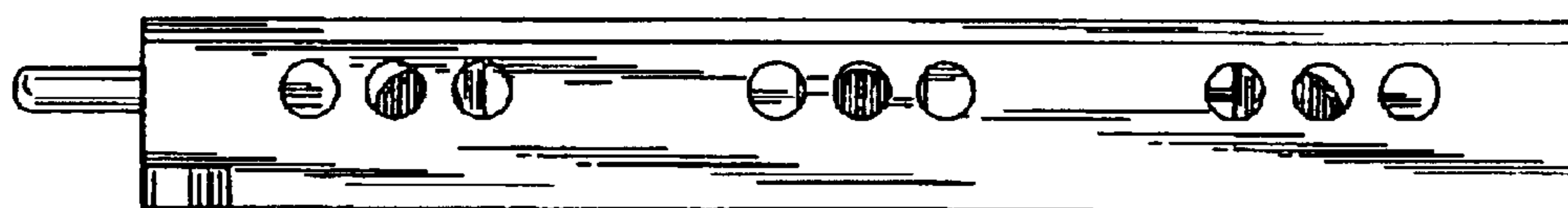


FIG. 5



FIG. 6



FIG. 7

