



US00D511740S

(12) **United States Design Patent** (10) **Patent No.:** **US D511,740 S**
Fukunaga (45) **Date of Patent:** **** Nov. 22, 2005**

(54) **TREAD PORTION OF AN AUTOMOBILE TIRE**

(75) Inventor: **Takayuki Fukunaga**, Chuo-ku (JP)

(73) Assignee: **Bridgestone Corporation**, Tokyo (JP)

(**) Term: **14 Years**

(21) Appl. No.: **29/217,780**

(22) Filed: **Nov. 23, 2004**

(30) **Foreign Application Priority Data**

May 27, 2004 (JP) 2004-015670

(51) **LOC (8) Cl.** **12-15**

(52) **U.S. Cl.** **D12/550; D12/567**

(58) **Field of Search** D12/541, 544, 547, 548, 549, 550, 552, 553, 554, 555, 556, 558, 559, 560, 561, 563, 564, 565, 566, 567, 576, 579, 586, 588, 589, 590, 591, 602, 603, 604, 605; 152/209.01, 209.08, 209.09, 209.18, 209.25, 209.28

(56) **References Cited**

U.S. PATENT DOCUMENTS

- D350,100 S * 8/1994 van Tuyl D12/550
- D474,443 S * 5/2003 Masaki D12/566
- D495,655 S * 9/2004 Motoori et al. D12/567
- D496,326 S * 9/2004 Hayashi et al. D12/567
- D496,626 S * 9/2004 Hayashi et al. D12/567

OTHER PUBLICATIONS

Goodyear Eagle F1 GS Tire, 2003 Tread Design Guide, Jan. 2003, p. 30. 2/4.*

Multi-Mile Fulda Assuro Tire, 2003 Tread Design Guide, Jan. 2003, p. 45. 2/1.*

* cited by examiner

Primary Examiner—Robert M. Spear

(74) *Attorney, Agent, or Firm*—Sughrue Mion, PLLC

(57) **CLAIM**

The ornamental design for a tread portion of an automobile tire, as shown and described.

DESCRIPTION

FIG. 1 is a perspective view of a tread portion of an automobile tire, it being understood that the tread pattern repeats uniformly throughout the circumference of the tire; FIG. 2 is a front elevation view thereof. A top plan view and bottom plan view are identical with the front elevation view. FIG. 3 is a rear elevation view thereof. FIG. 4 is a right side elevation view thereof. FIG. 5 is a left side elevation view thereof. FIG. 6 is an enlarged fragmentary front view thereof; and, FIG. 7 is an enlarged cross-sectional view thereof taken along line 7—7 in FIG. 6.

The portion of the article shown in broken lines is for illustrative purpose only and forms no part of the claimed design.

1 Claim, 7 Drawing Sheets

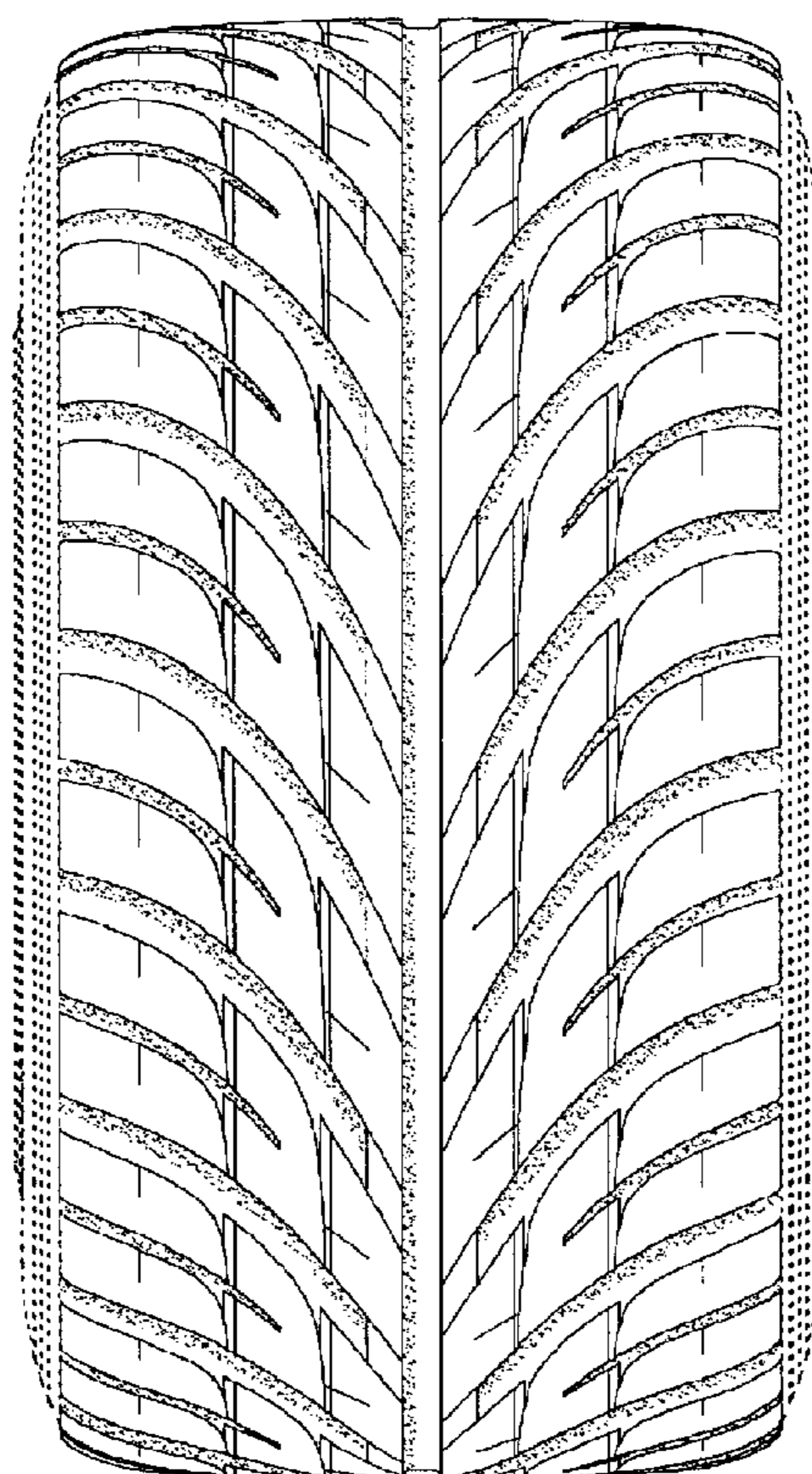


FIG. 1

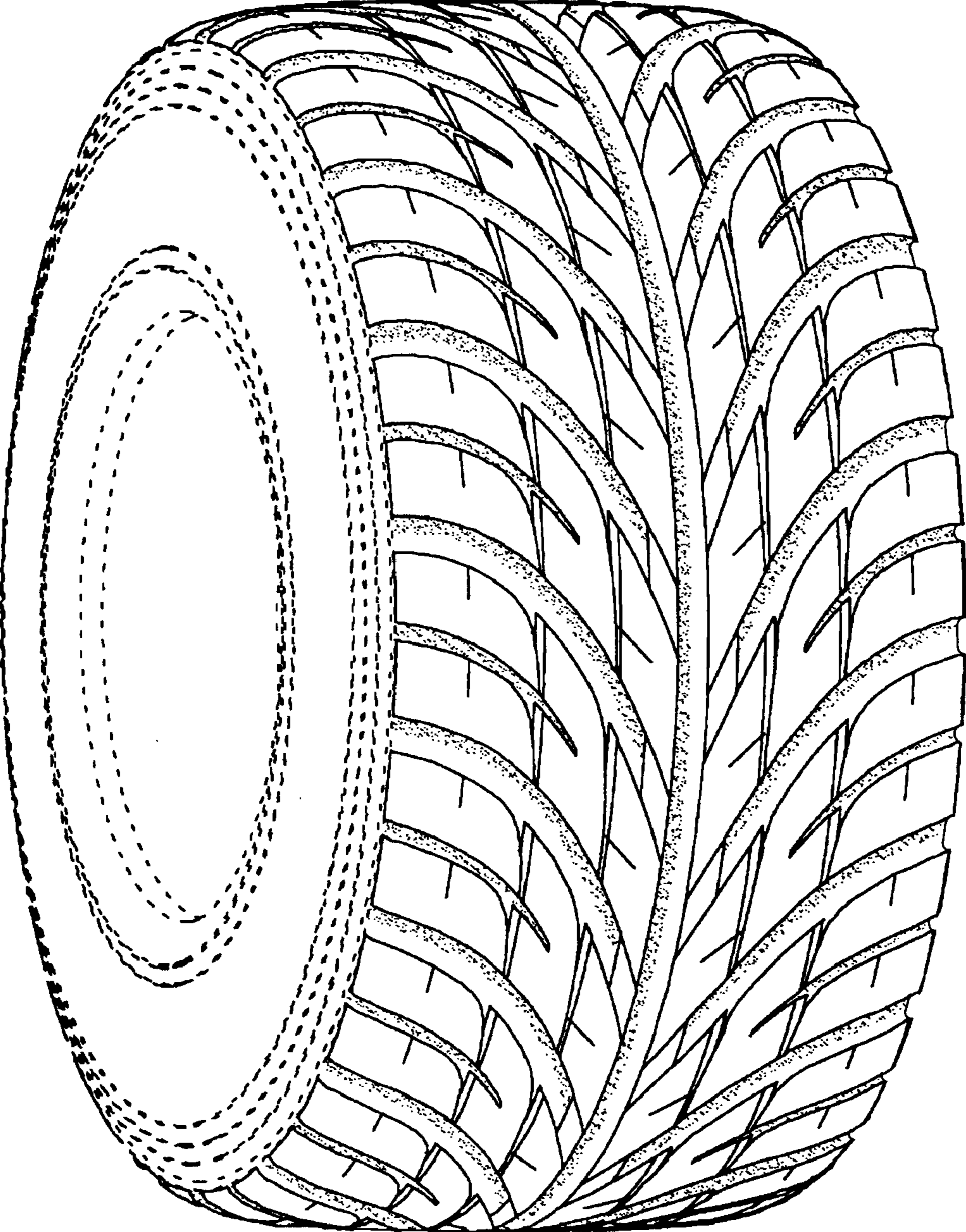


FIG. 2




FIG. 3




FIG. 4

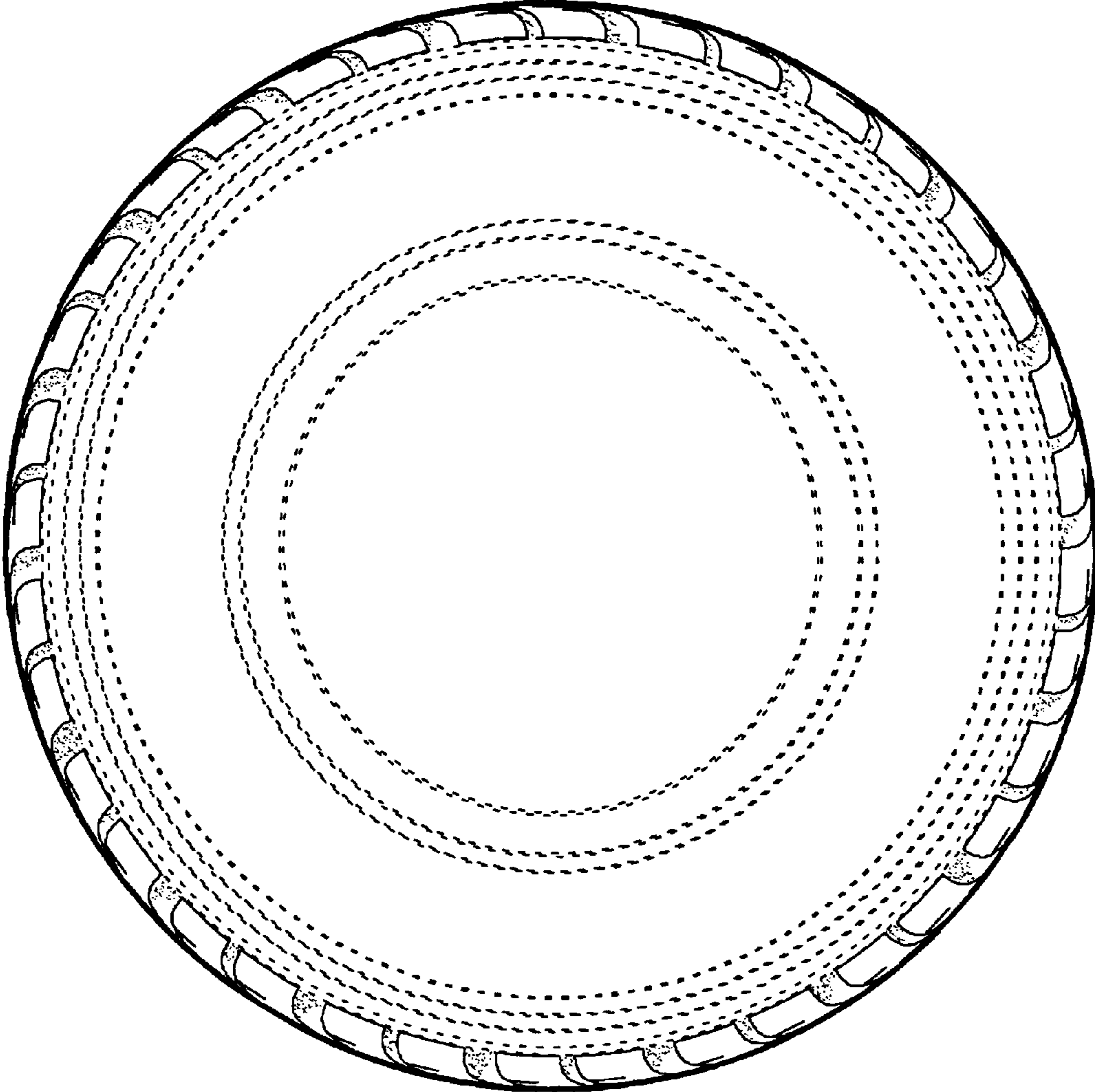


FIG. 5

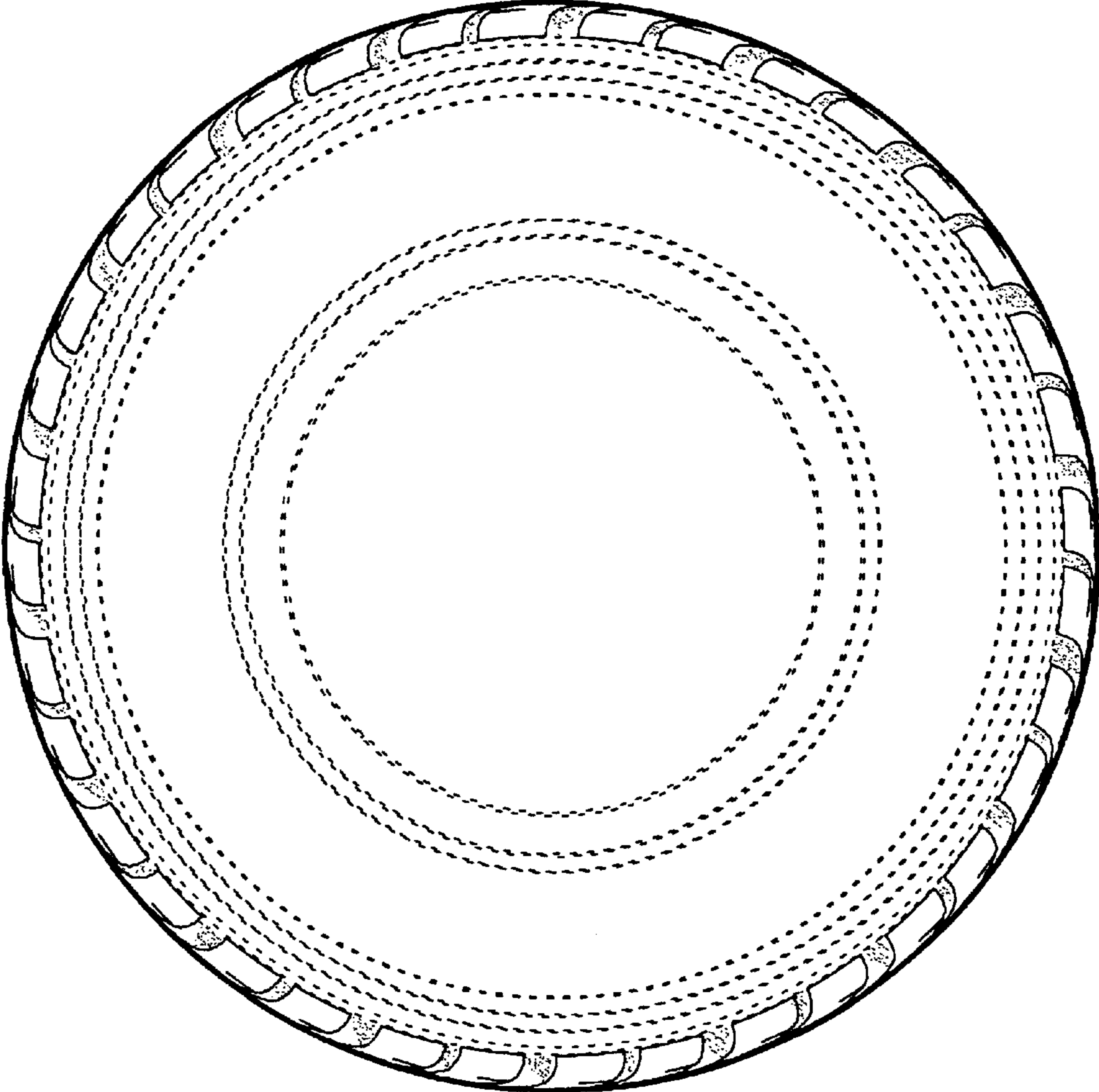


FIG. 6

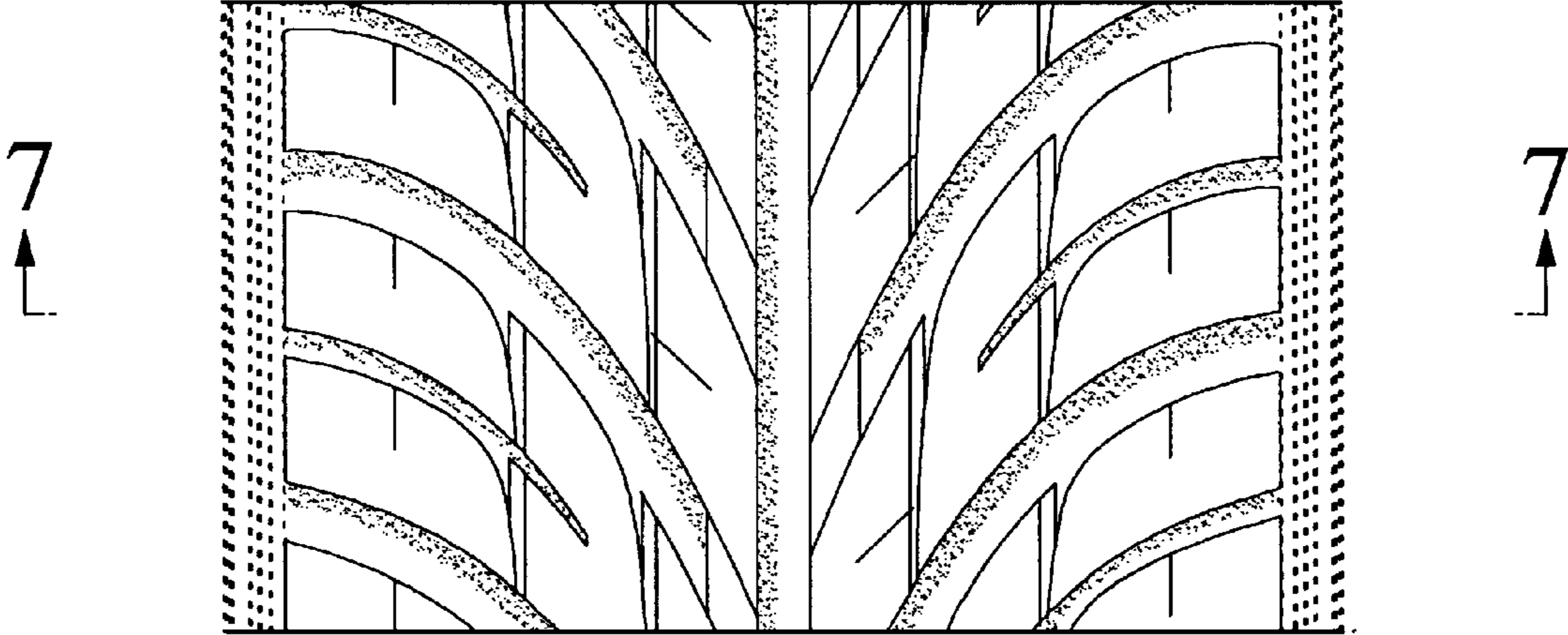


FIG. 7

