



US00D511731S

(12) **United States Design Patent**  
**Lariviere et al.**

(10) **Patent No.:** **US D511,731 S**  
(45) **Date of Patent:** **\*\* Nov. 22, 2005**

(54) **VEHICLE TAILGATE TOP GARNISH**  
(75) Inventors: **Donald Lariviere**, Whittier, CA (US);  
**Jarad W. Hall**, Manhattan Beach, CA  
(US); **Thomas H. Kim**, Reseda, CA  
(US)

D323,803 S \* 2/1992 Shimasaki ..... D12/401  
D351,820 S \* 10/1994 Knapp, Jr. .... D12/190  
D374,854 S \* 10/1996 Little et al. .... D12/400  
D397,978 S \* 9/1998 Helgeson et al. .... D12/196  
D420,317 S \* 2/2000 Ney ..... D12/196  
D484,080 S \* 12/2003 Yamamoto et al. .... D12/190  
D492,922 S \* 7/2004 Numata ..... D12/196

(73) Assignee: **Honda Motor Co., Ltd.**, Tokyo (JP)

\* cited by examiner

(\*\*) Term: **14 Years**

*Primary Examiner*—Melody N. Brown

(21) Appl. No.: **29/190,087**

(74) *Attorney, Agent, or Firm*—Plumsea Law Group, LLC

(22) Filed: **Sep. 16, 2003**

(57) **CLAIM**

(51) **LOC (8) Cl.** ..... **12-16**

The ornamental design for a vehicle tailgate top garnish, as shown and described.

(52) **U.S. Cl.** ..... **D12/196**

**DESCRIPTION**

(58) **Field of Search** ..... D12/190, 191,  
D12/196, 221, 400, 14, 98; 296/3, 50-52,  
26, 39.1, 39.2, 180.1, 180.4


FIG. 1 is a perspective view of a vehicle tailgate top garnish showing our new design;  
FIG. 2 is a top plan view thereof;  
FIG. 3 is a side elevational view thereof; and,  
FIG. 4 is an end elevational view thereof.

(56) **References Cited**

**U.S. PATENT DOCUMENTS**

D281,061 S \* 10/1985 Tortolani ..... D12/167  
D305,320 S \* 1/1990 Mountz ..... D12/181

**1 Claim, 1 Drawing Sheet**



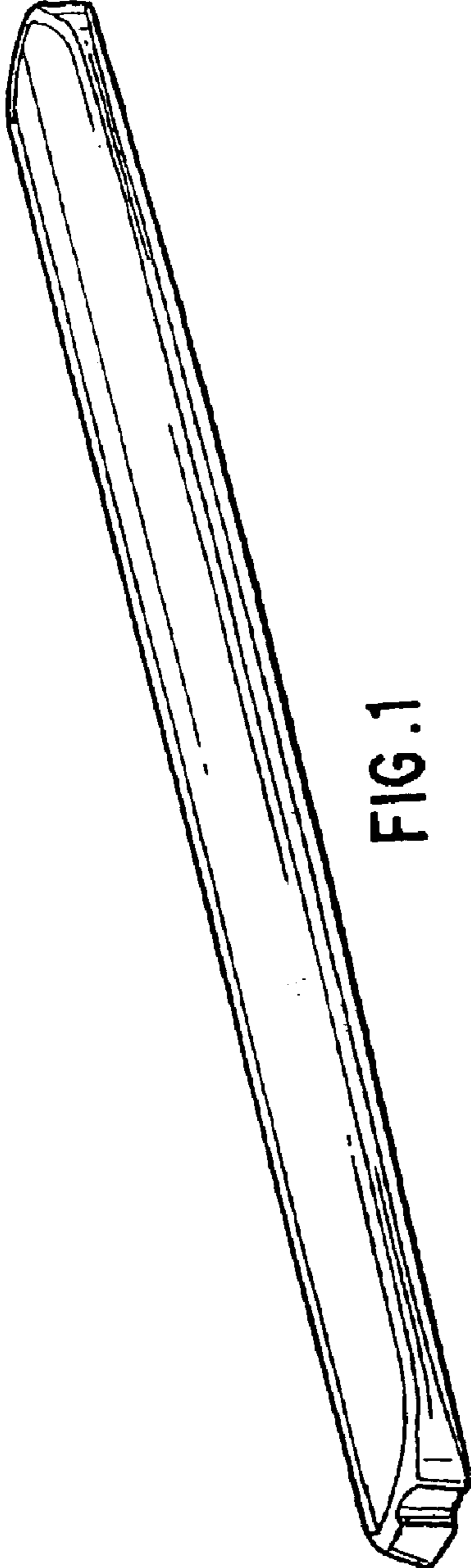


FIG. 1

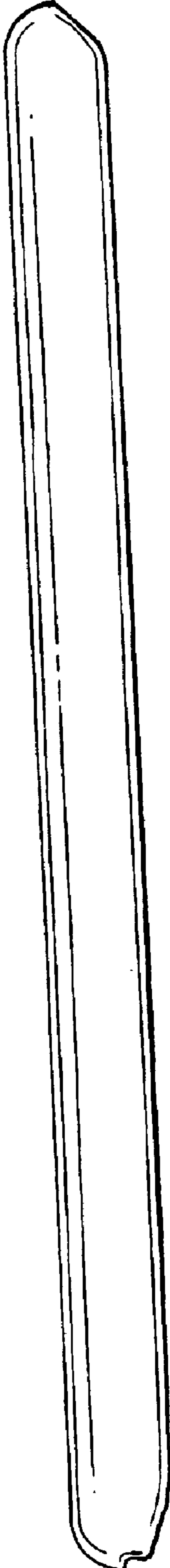


FIG. 2



FIG. 3



FIG. 4