

US00D511725S

(12) **United States Design Patent**
Nagashima

(10) **Patent No.:** **US D511,725 S**

(45) **Date of Patent:** **** Nov. 22, 2005**

(54) **SURFACE CONFIGURATION OF A REAR BUMPER FOR A VEHICLE**

(75) Inventor: **Joji Nagashima**, Munich (DE)

(73) Assignee: **Bayerische Motoren Werke Aktiengesellschaft**, Munich (DE)

(**) Term: **14 Years**

(21) Appl. No.: **29/217,893**

(22) Filed: **Nov. 24, 2004**

(30) **Foreign Application Priority Data**

May 27, 2003 (DE) 4 04 03 323

(51) **LOC (8) Cl.** **12-16**

(52) **U.S. Cl.** **D12/169**

(58) **Field of Search** D12/90-92, 86,
D12/169, 196, 163; 296/180.1, 180.2; 293/102,
113, 115, 117, 120

(56) **References Cited**

U.S. PATENT DOCUMENTS

- D439,553 S * 3/2001 Sacco et al. D12/169
- D452,670 S * 1/2002 Ishii et al. D12/169
- D490,755 S * 6/2004 Platto et al. D12/169
- D490,756 S * 6/2004 Velazco D12/169
- D495,630 S * 9/2004 Pfeiffer et al. D12/169
- D502,990 S * 3/2005 Morris, III D23/390

D504,091 S * 4/2005 Ishibashi et al. D12/169

* cited by examiner

Primary Examiner—Melody N. Brown

(74) *Attorney, Agent, or Firm*—Crowell & Moring LLP

(57) **CLAIM**

The ornamental design for a surface configuration of a rear bumper for a vehicle, as shown and described.


DESCRIPTION

This application is related to co-pending Application Serial No. 29/217,910, of the inventor, filed on even date herewith and entitled "Surface Configuration of a Vehicle, Toy and/or Other Replicas" .

FIG. 1 is a left perspective view of a surface configuration of a rear bumper for a vehicle according to my novel design; FIG. 2 is a front view of the surface configuration of a rear bumper for a vehicle according to my novel design; FIG. 3 is a top view of the surface configuration of a rear bumper for a vehicle according to my novel design; FIG. 4 is a right side view of the surface configuration of a rear bumper for a vehicle according to my novel design; and, FIG. 5 is a left side view of the surface configuration of a rear bumper for a vehicle according to my novel design.

The broken lines are for illustrative purposes only and form no part of the claimed design.

1 Claim, 2 Drawing Sheets



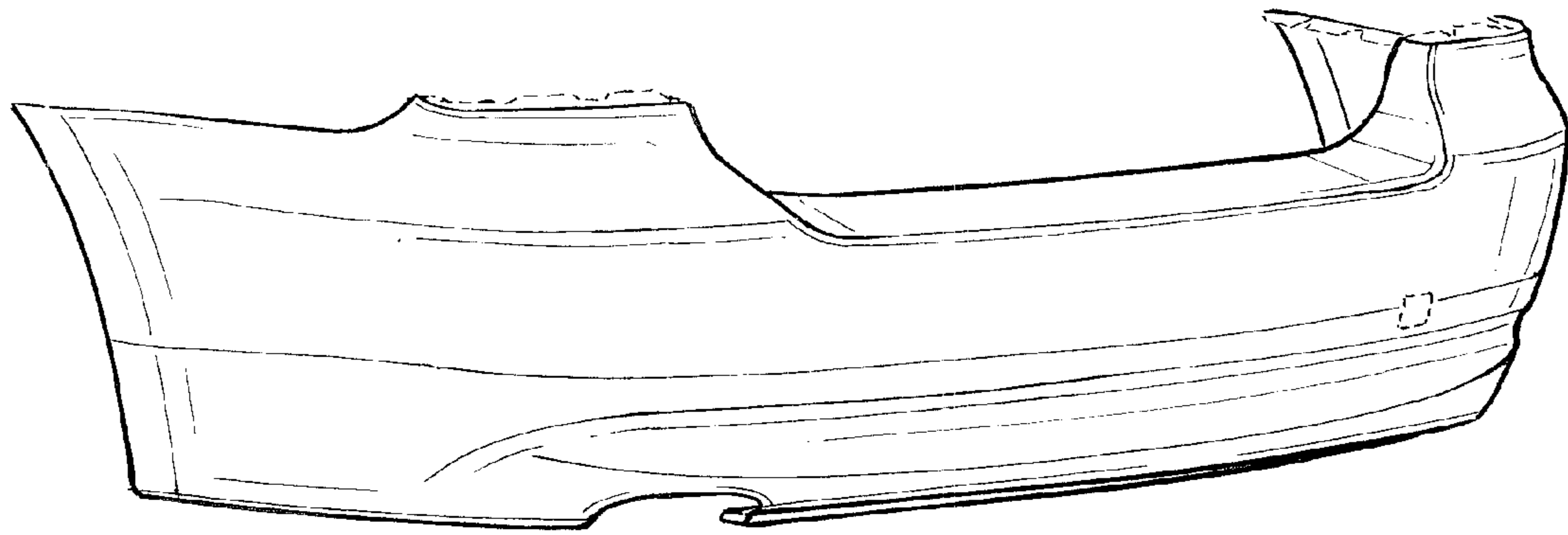


FIG. 1




FIG. 2




FIG. 3

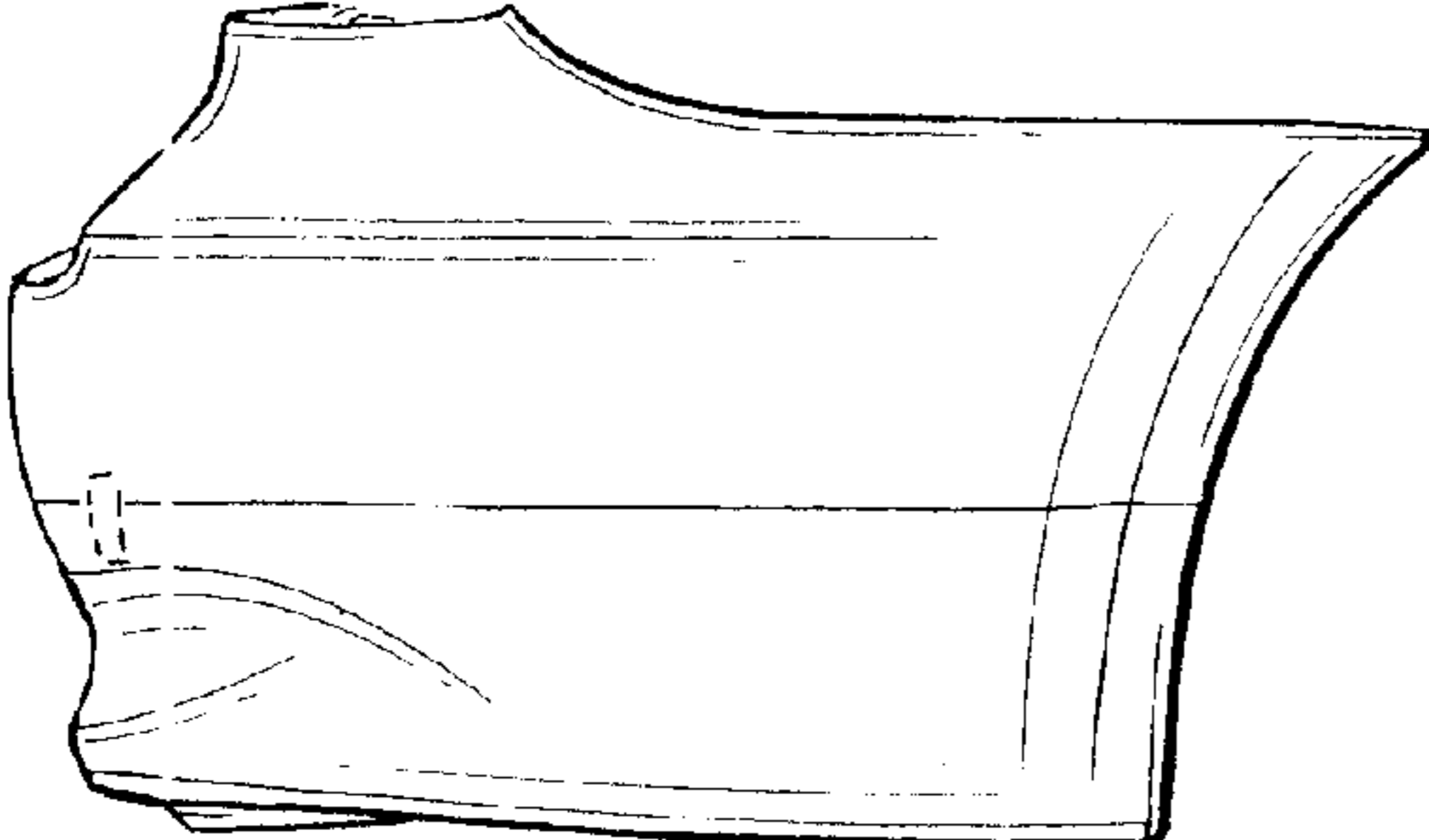


FIG. 4

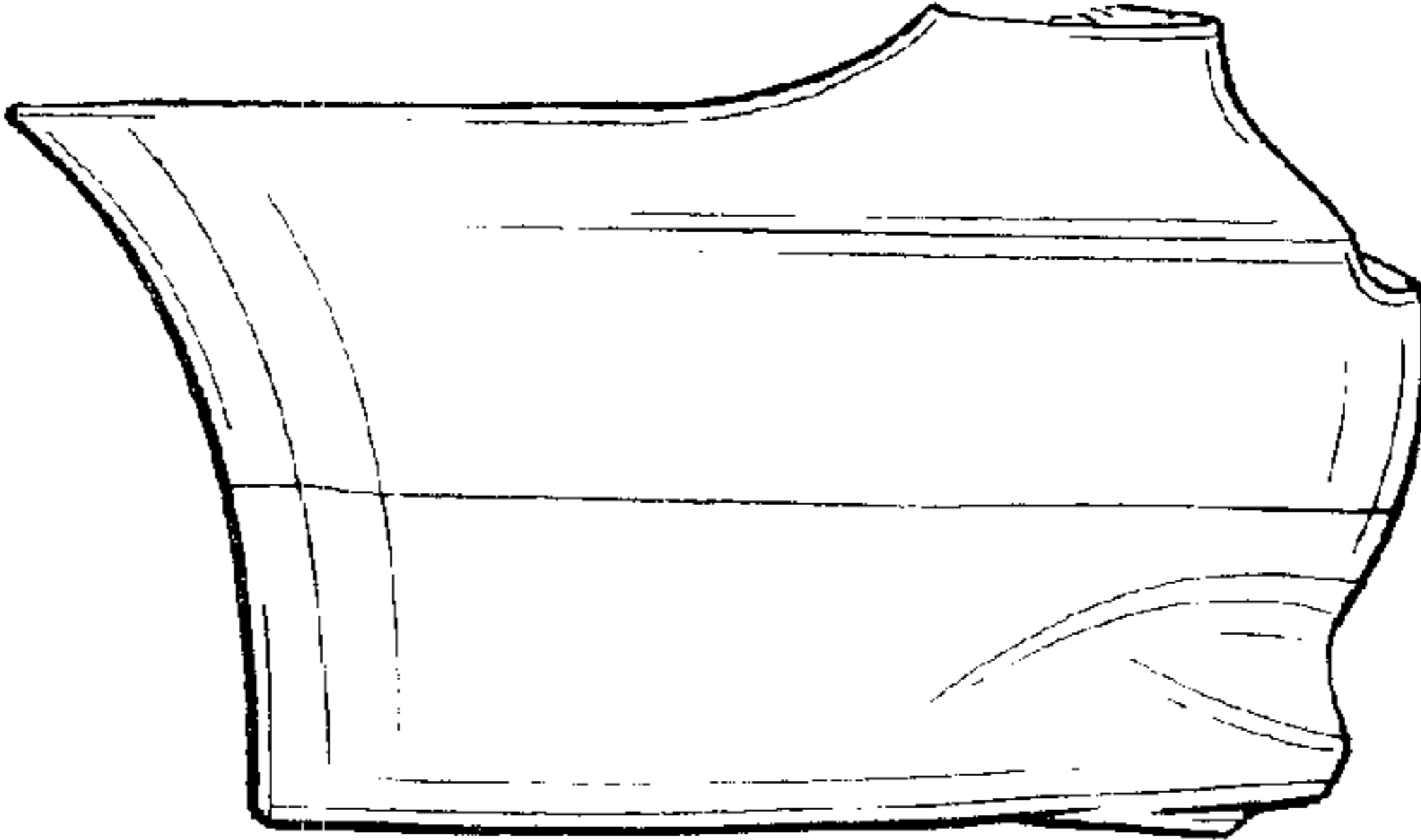


FIG. 5