

US00D511722S

(12) **United States Design Patent**  
**Cicansky**

(10) **Patent No.:** **US D511,722 S**

(45) **Date of Patent:** **\*\* Nov. 22, 2005**

(54) **VEHICLE SCREEN**

D492,241 S \* 6/2004 Cicansky ..... D12/216

(75) **Inventor:** **Joseph Cicansky, Regina (CA)**

\* cited by examiner

(73) **Assignee:** **Cloud Rider Designs, Regina (CA)**

*Primary Examiner*—Melody N. Brown

(\*\*) **Term:** **14 Years**

(74) *Attorney, Agent, or Firm*—Ryan W. Dupuis; Adrian D. Battison; Michael R. Williams

(21) **Appl. No.:** **29/193,135**

(57) **CLAIM**

(22) **Filed:** **Nov. 5, 2003**

The ornamental design for a vehicle screen, as shown and described.

(51) **LOC (8) Cl.** ..... **12-16**

(52) **U.S. Cl.** ..... **D12/163**

(58) **Field of Search** ..... D12/163, 171,  
D12/90-92, 216, 169, 196; 180/68.1, 68.6

**DESCRIPTION**

(56) **References Cited**

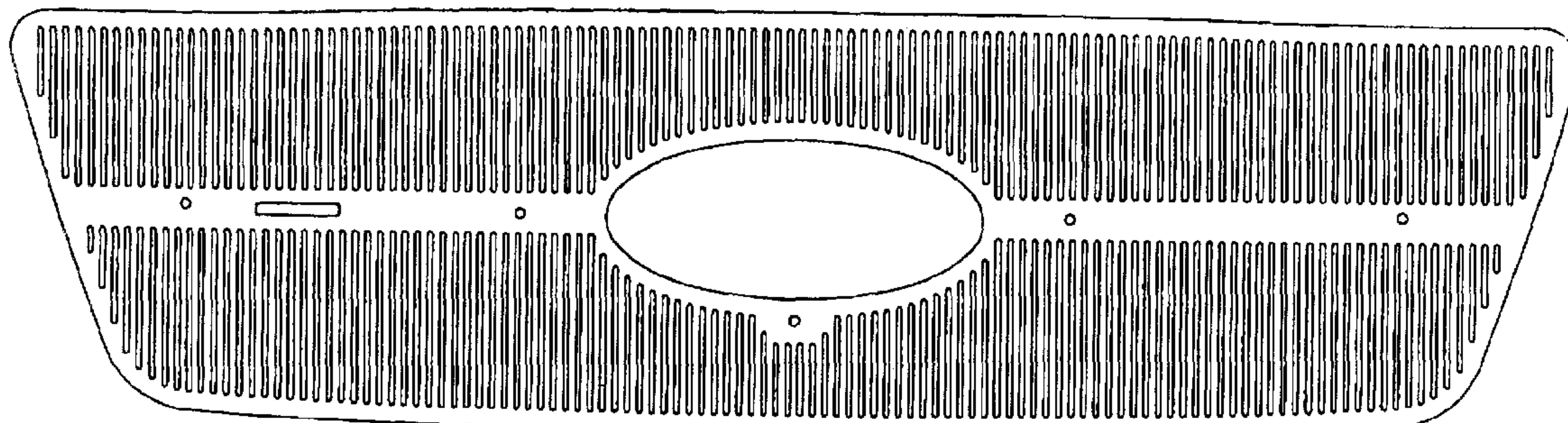
FIG. 1 is a front elevational view of a vehicle screen.  
FIG. 2 is an end view of the vehicle screen according to FIG. 1, the opposing end view being a mirror image of the end view shown; and,

**U.S. PATENT DOCUMENTS**

FIG. 3 is a top plan view of the vehicle screen according to FIG. 1, the bottom view being a mirror image of the top view shown.

- D427,560 S \* 7/2000 Cicansky ..... D12/216
- D430,096 S \* 8/2000 Cicansky ..... D12/216
- D464,011 S \* 10/2002 Cicansky ..... D12/216
- D479,180 S \* 9/2003 Cicansky ..... D12/216

**1 Claim, 1 Drawing Sheet**



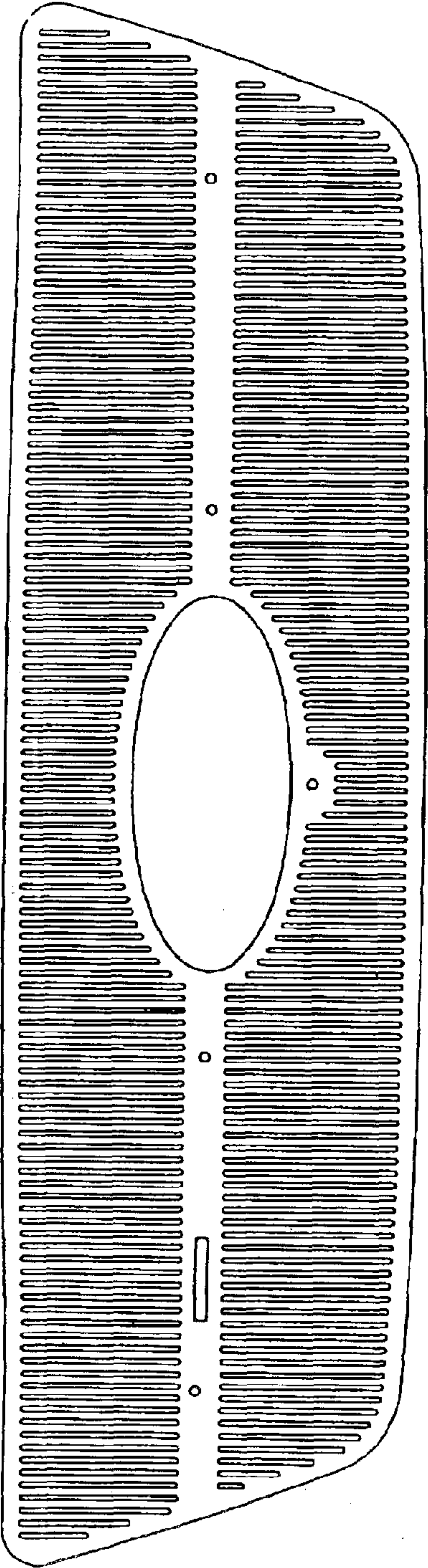


FIG. 1




FIG. 2




FIG. 3