



US00D511711S

(12) **United States Design Patent**  
**Steshik**

(10) **Patent No.:** **US D511,711 S**

(45) **Date of Patent:** **\*\* Nov. 22, 2005**

(54) **JEWELRY**

(76) **Inventor:** **Roni Steshik, C/O Magestic, Zabutinski**  
**3A, Ramat Gan (IL)**

(\*\*) **Term:** **14 Years**

(21) **Appl. No.:** **29/202,609**

(22) **Filed:** **Apr. 2, 2004**

(30) **Foreign Application Priority Data**

Nov. 20, 2003 (IL) ..... 38603

(51) **LOC (8) Cl.** ..... **11-03**

(52) **U.S. Cl.** ..... **D11/96**

(58) **Field of Search** ..... D11/1, 44, 49,  
D11/137, 162, 205, 224, 81-82, 48, 79;  
D6/634, 497; D21/468; 428/15-16, 28;  
63/20-21, 23; D26/25; D28/40

(56) **References Cited**

**U.S. PATENT DOCUMENTS**

D189,687 S \* 1/1961 McAllister ..... D99/27

D300,079 S \* 2/1989 Smith ..... D99/27  
D365,781 S \* 1/1996 Osborn ..... D11/96  
D487,232 S \* 3/2004 Pachachi ..... D11/96

\* cited by examiner

*Primary Examiner*—Ian Simmons

*Assistant Examiner*—Sarah Gill

(74) *Attorney, Agent, or Firm*—Mark M. Friedman

(57) **CLAIM**

The ornamental design for a jewelry, as shown.

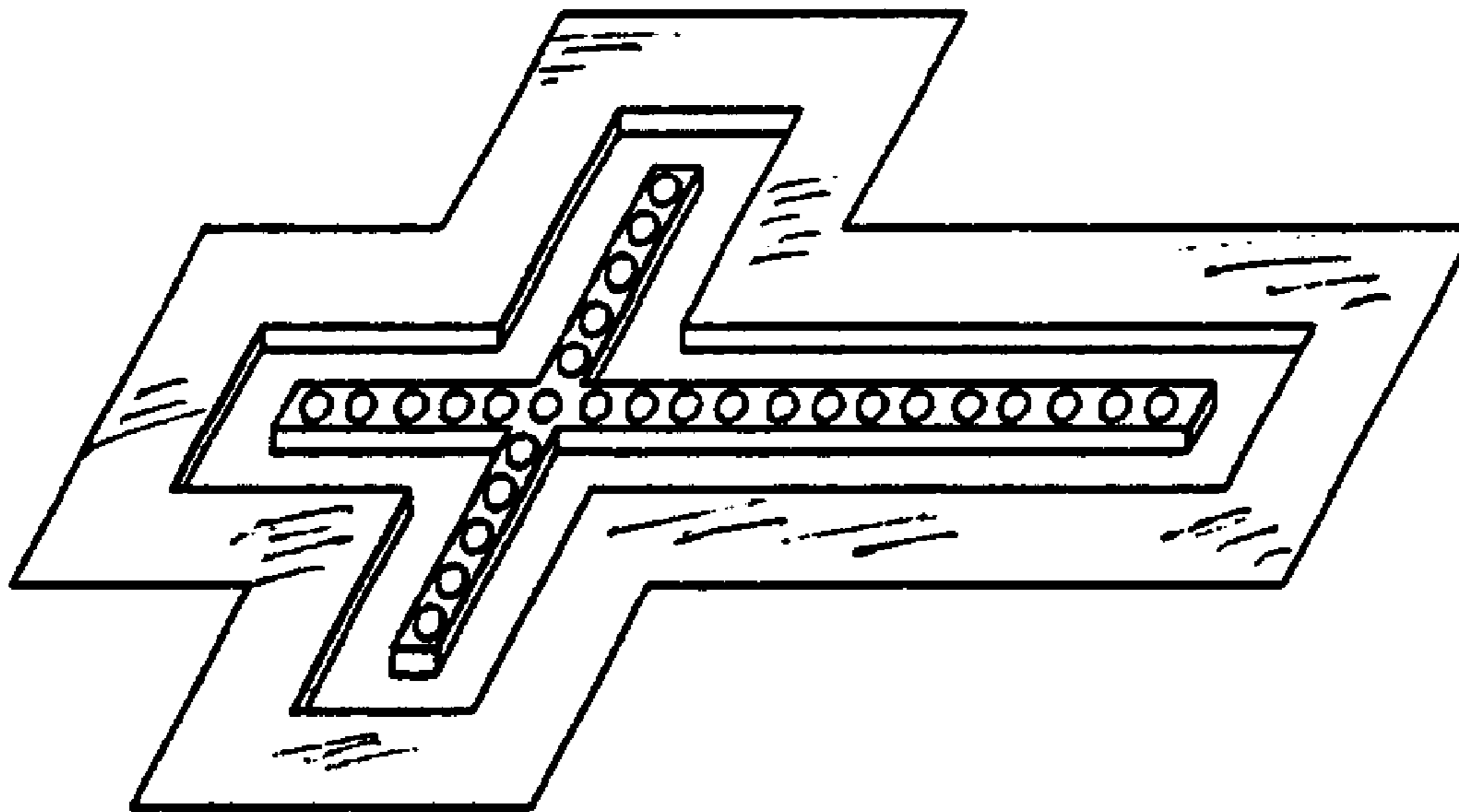
**DESCRIPTION**

FIG. 1 is a perspective view of the jewelry;

FIG. 2 is a top view of the jewelry; and,

FIG. 3 is a side view of the jewelry.

**1 Claim, 1 Drawing Sheet**



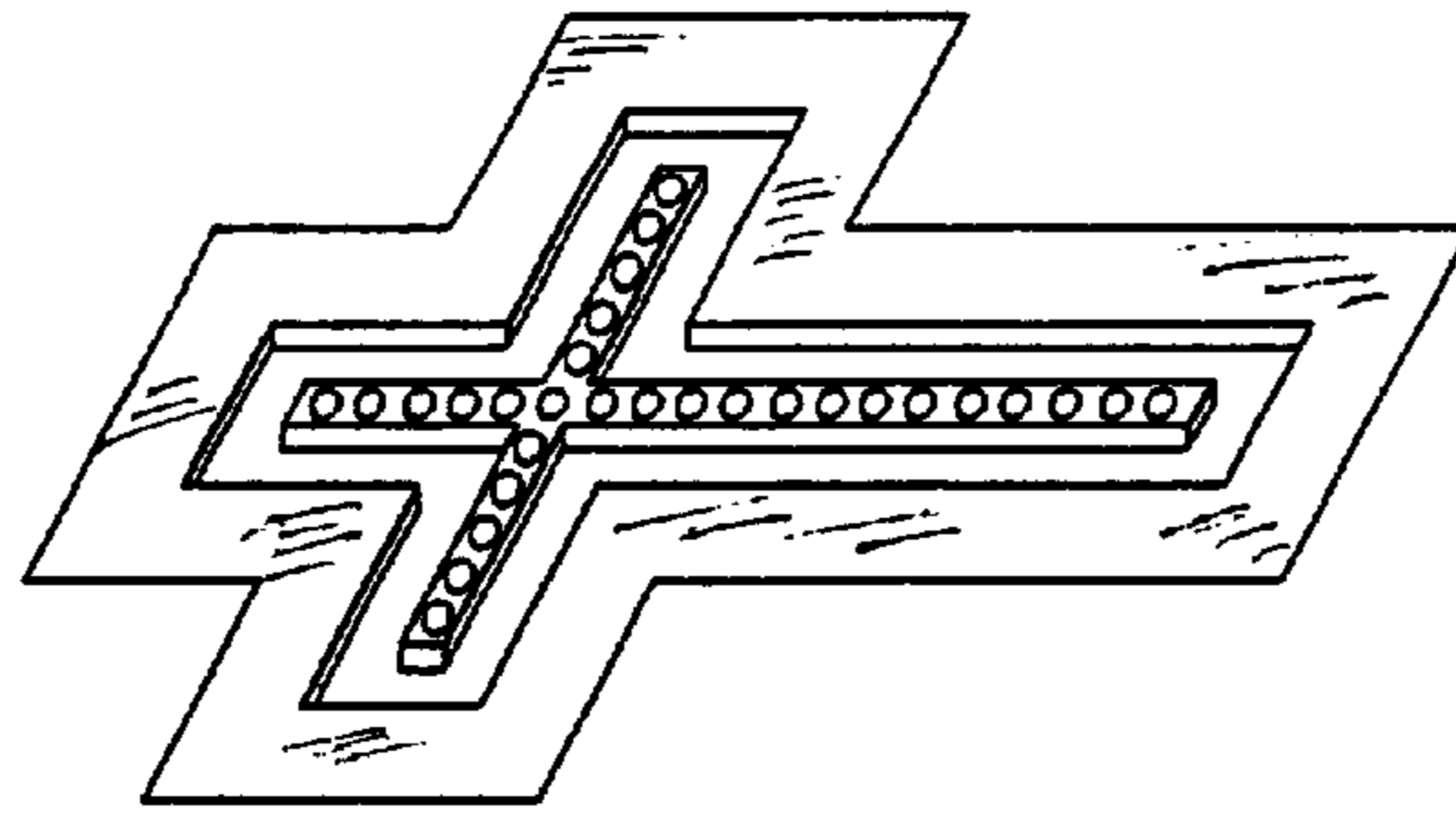


Fig. 1

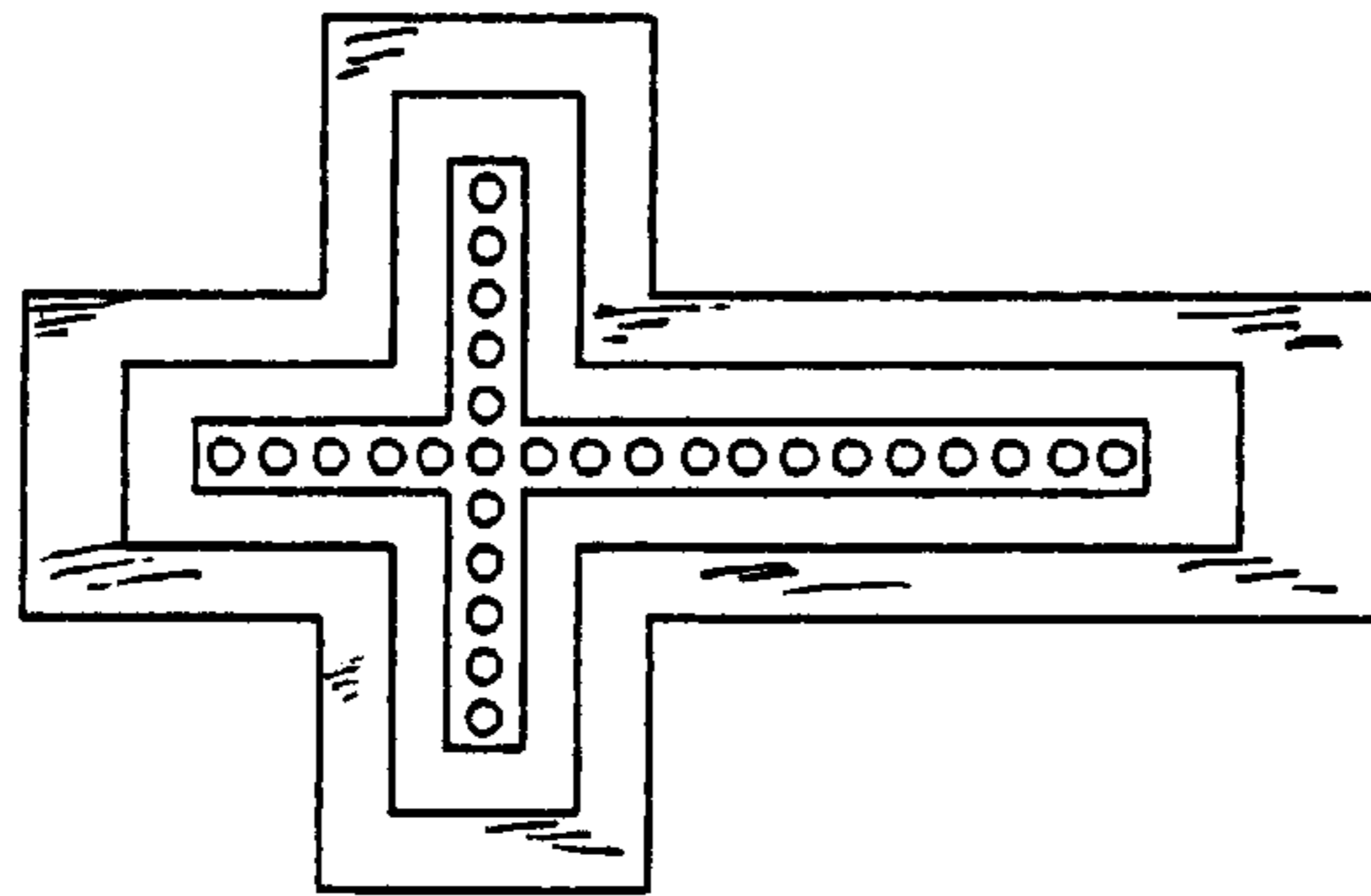


Fig. 2

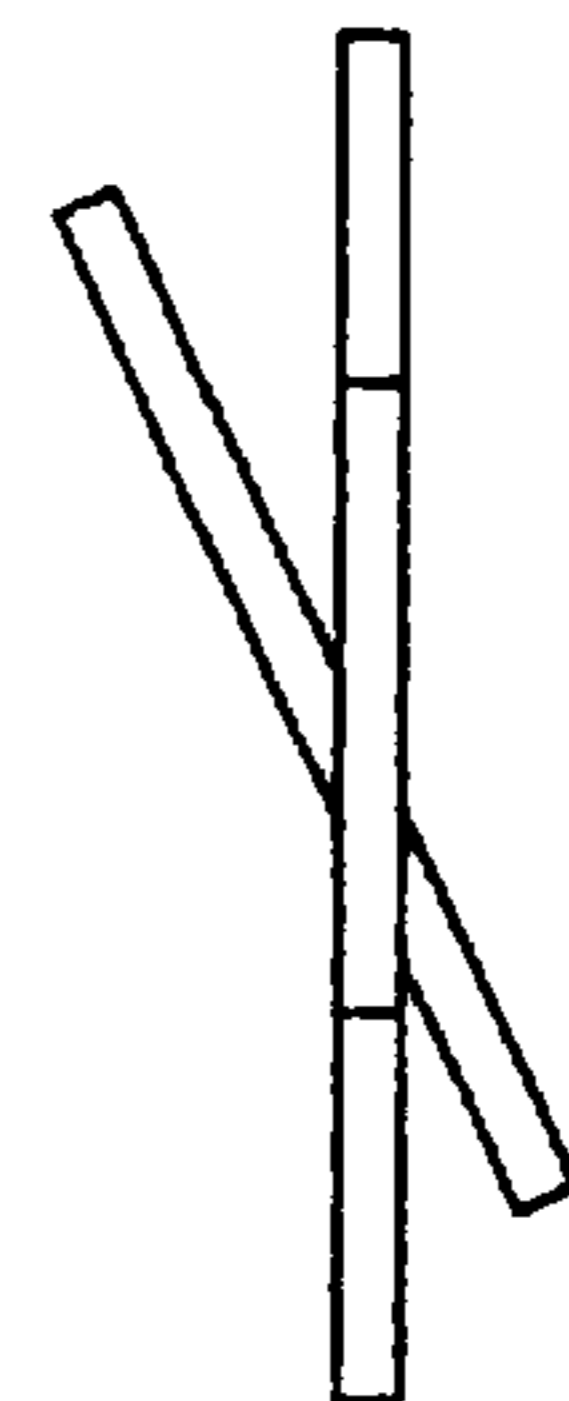


Fig. 3