



US00D511706S

(12) **United States Design Patent** (10) **Patent No.:** **US D511,706 S**  
**Sauter et al.** (45) **Date of Patent:** **\*\* Nov. 22, 2005**

(54) **SURFACE CONFIGURATION OF AN INSTRUMENT DISPLAY FOR A VEHICLE**

*Primary Examiner*—Antoine D. Davis

(75) Inventors: **Ulrich Sauter**, Tiefenbronn (DE);  
**Joerg Armand**, Muehlacker (DE)

(74) *Attorney, Agent, or Firm*—Crowell & Moring LLP

(73) Assignee: **Dr. Ing. h.c.F. Porsche Aktiengesellschaft**, Stuttgart (DE)

(57) **CLAIM**

The ornamental design for a surface configuration of an instrument display for a vehicle, as shown and described.

(\*\*) Term: **14 Years**

**DESCRIPTION**

(21) Appl. No.: **29/189,256**

This application is related to the following co-pending applications, of the inventors, filed on even date herewith: Application Ser. No. 29/189,178 entitled "Surface Configuration of an Instrument Display for a Vehicle"; Application Ser. No. 29/189,255, entitled "Surface Configuration of an Instrument Display for a Vehicle"; and Application Ser. No. 29/189,176, entitled "Surface Configuration of an Instrument Display for a Vehicle".

(22) Filed: **Sep. 2, 2003**

(30) **Foreign Application Priority Data**

Mar. 3, 2003 (DE) ..... 4 03 01 913  
Mar. 3, 2003 (DE) ..... 4 03 01 914

(51) **LOC (8) Cl.** ..... **10-05**

(52) **U.S. Cl.** ..... **D10/123**

(58) **Field of Search** ..... D10/125, 123,  
D10/102, 98; D12/192; 180/90; 280/752,  
DIG. 5; 296/70

FIG. 1 is a front view of a first embodiment of a surface configuration of an instrument display for a vehicle according to our novel design; and,

FIG. 2 is a front view of a second embodiment of the surface configuration of an instrument display for a vehicle according to our novel design.

The broken lines are for illustrative purposes only and form no part of the claimed design.

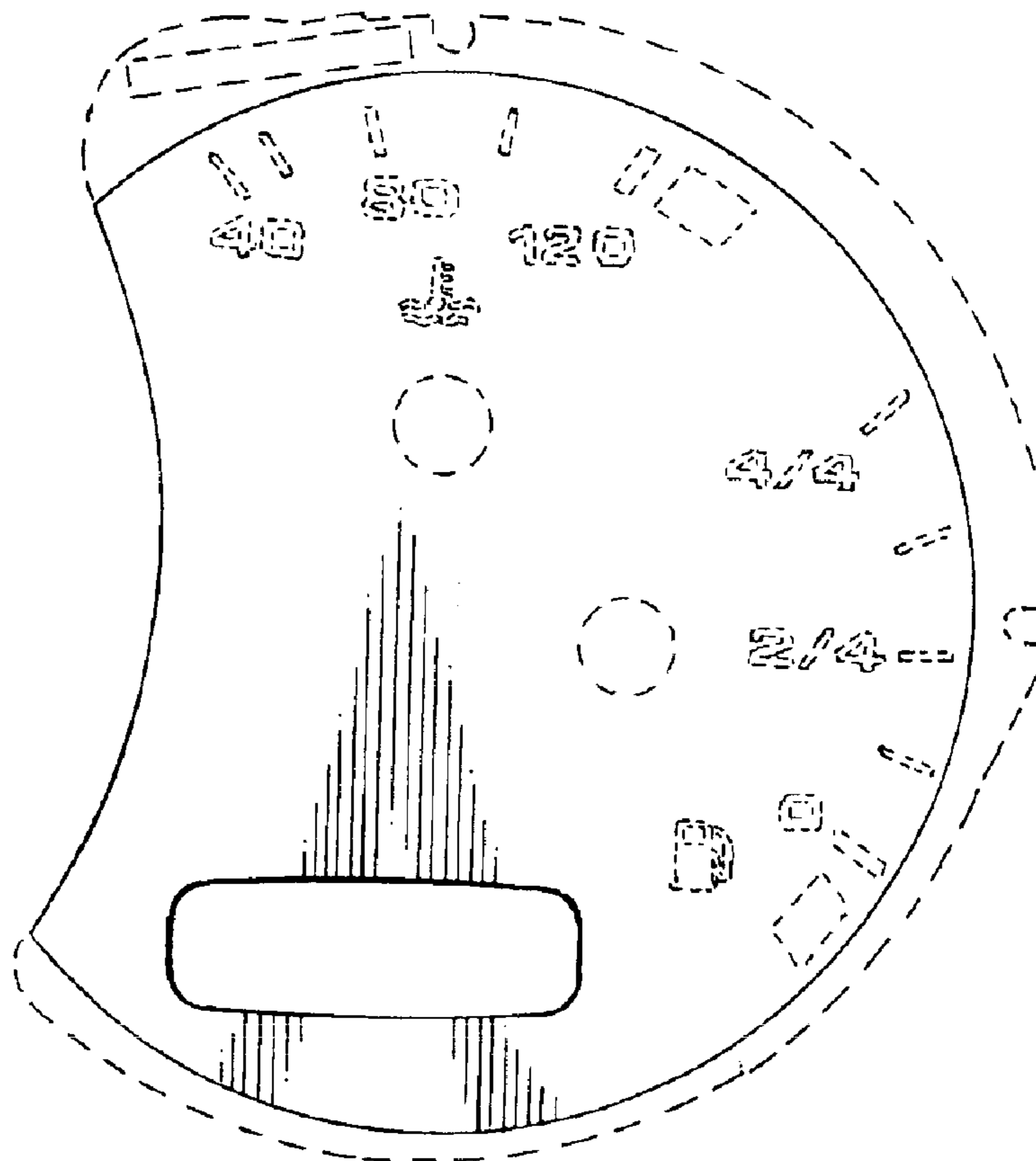
(56) **References Cited**

U.S. PATENT DOCUMENTS

D413,295 S \* 8/1999 Sauter ..... D12/192  
D505,101 S \* 5/2005 Juraschek ..... D12/192

\* cited by examiner

**1 Claim, 1 Drawing Sheet**



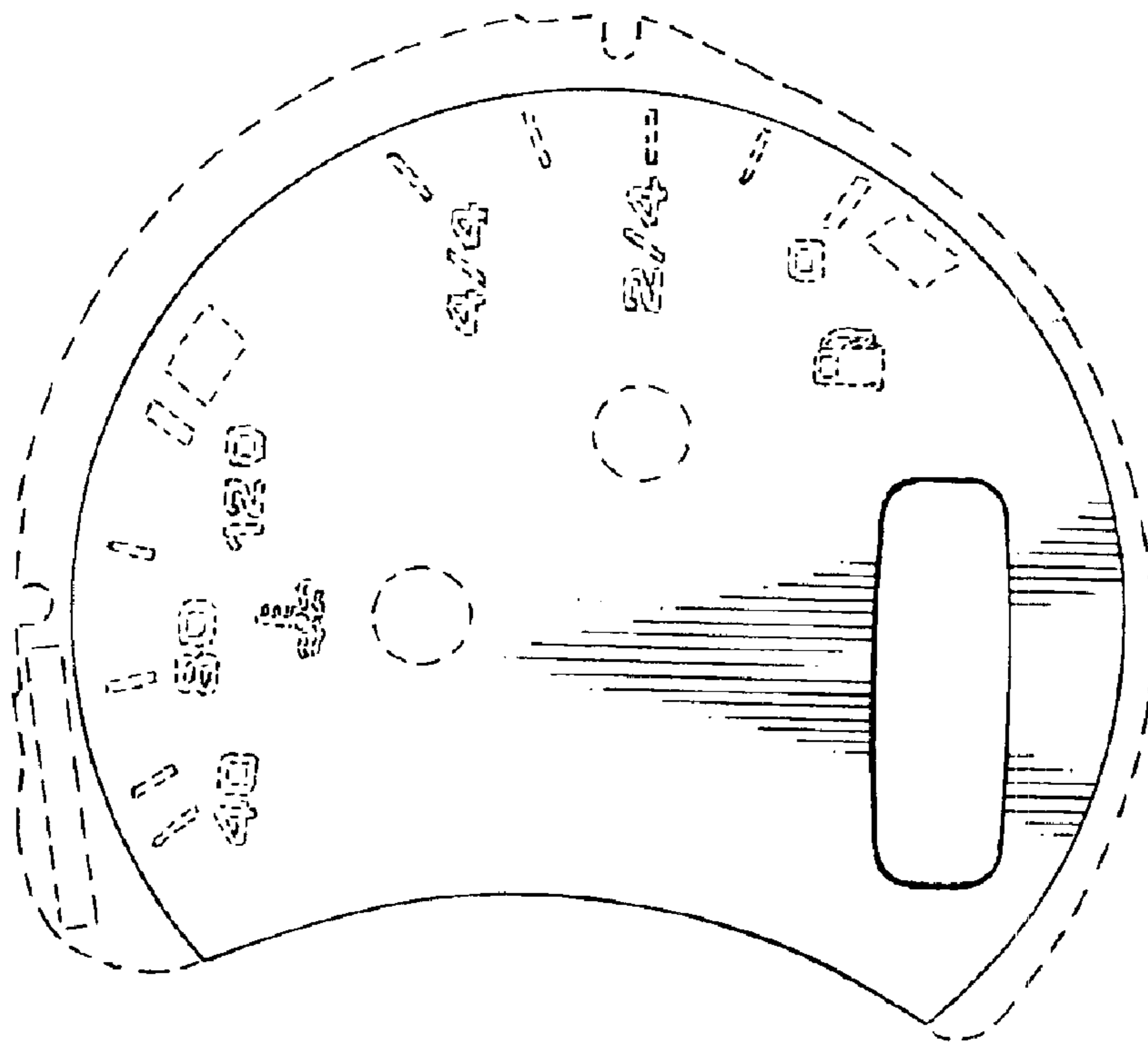


FIG. 1

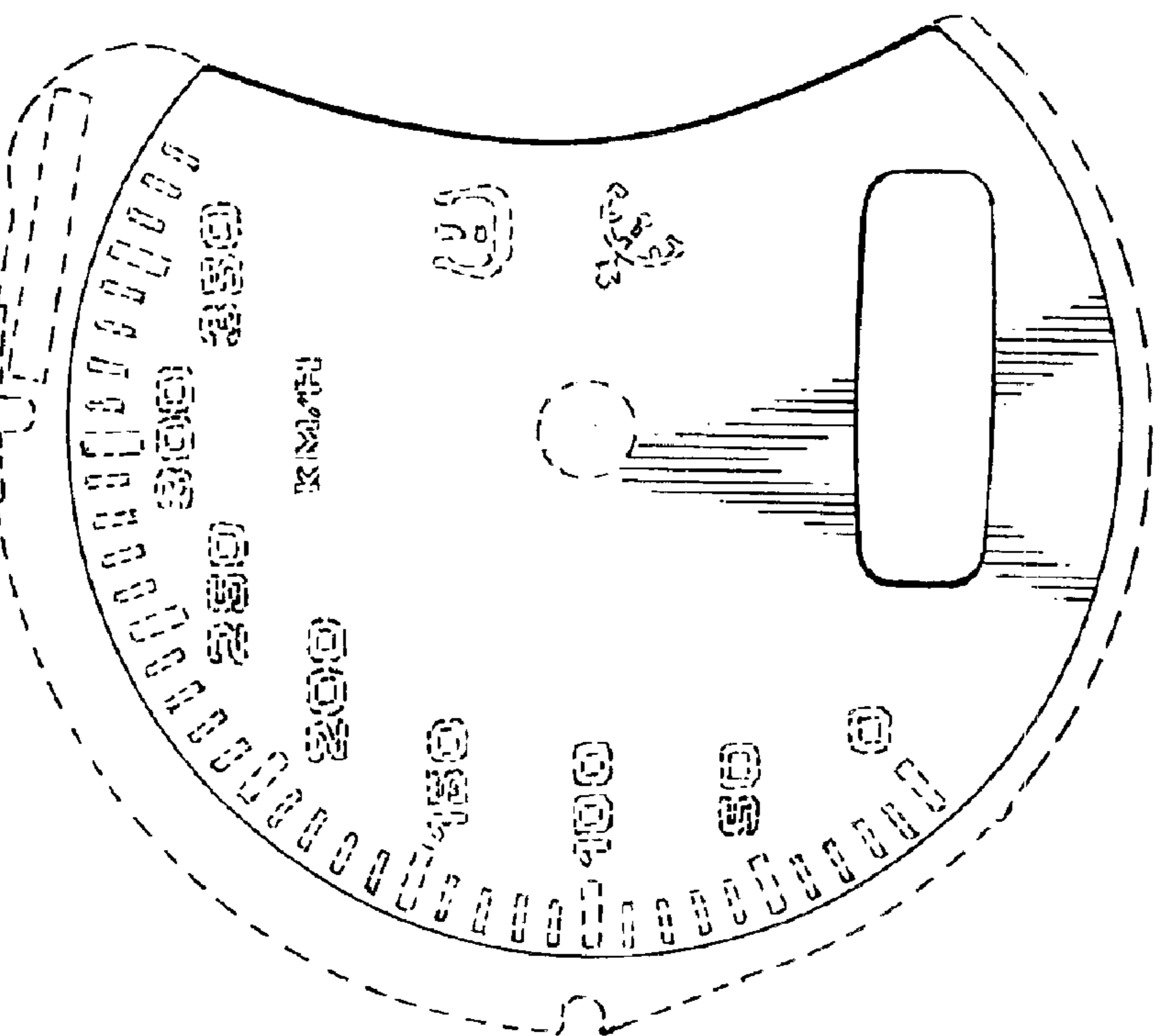


FIG. 2