

US00D511695S

(12) **United States Design Patent**
Hegi

(10) **Patent No.:** **US D511,695 S**

(45) **Date of Patent:** **** Nov. 22, 2005**

(54) **COMBINED DIAL AND WATCHCASE**

(75) **Inventor:** **Matthieu Hegi, Troinex (CH)**

(73) **Assignee:** **Richemont International S.A.,
Villars-sur-glane (CH)**

(**) **Term:** **14 Years**

(21) **Appl. No.:** **29/215,214**

(22) **Filed:** **Oct. 18, 2004**

(30) **Foreign Application Priority Data**

Apr. 16, 2004 (WO) DM/065 483

(51) **LOC (8) Cl.** **10-02**

(52) **U.S. Cl.** **D10/39**

(58) **Field of Search** D10/30-39, 122-132;
368/281, 282, 82-84, 28-30, 239-242,
276, 277, 278, 232, 285, 223, 228, 238,
294-295; 63/1.13; 224/178, 164, 168

(56) **References Cited**

U.S. PATENT DOCUMENTS

D278,605 S * 4/1985 Didisheim D10/39

D317,264 S * 6/1991 Fong D10/32
D321,836 S * 11/1991 Hysek D10/39
D331,540 S * 12/1992 Serge D10/37
D353,108 S * 12/1994 Rabassa D10/32
D401,865 S * 12/1998 Baumann D10/32
D459,236 S * 6/2002 Haquet D10/30
D474,118 S * 5/2003 Monachon D10/32

* cited by examiner

Primary Examiner—Lucy Lieberman

(74) *Attorney, Agent, or Firm*—Young & Thompson

(57) **CLAIM**

The ornamental design for a combined dial and watchcase,
as shown and described.

DESCRIPTION

FIG. 1 is a top view of the watchcase.
FIG. 2 is a bottom view of the watchcase.
FIG. 3 is a side view from the left of FIG. 1.
FIG. 4 is a side view from the right of FIG. 1.
FIG. 5 is a side view from the bottom of FIG. 1.
FIG. 6 is a side view from the top of FIG. 1; and,
FIG. 7 is a perspective view of the watchcase.

1 Claim, 2 Drawing Sheets




Fig. 1




Fig. 2

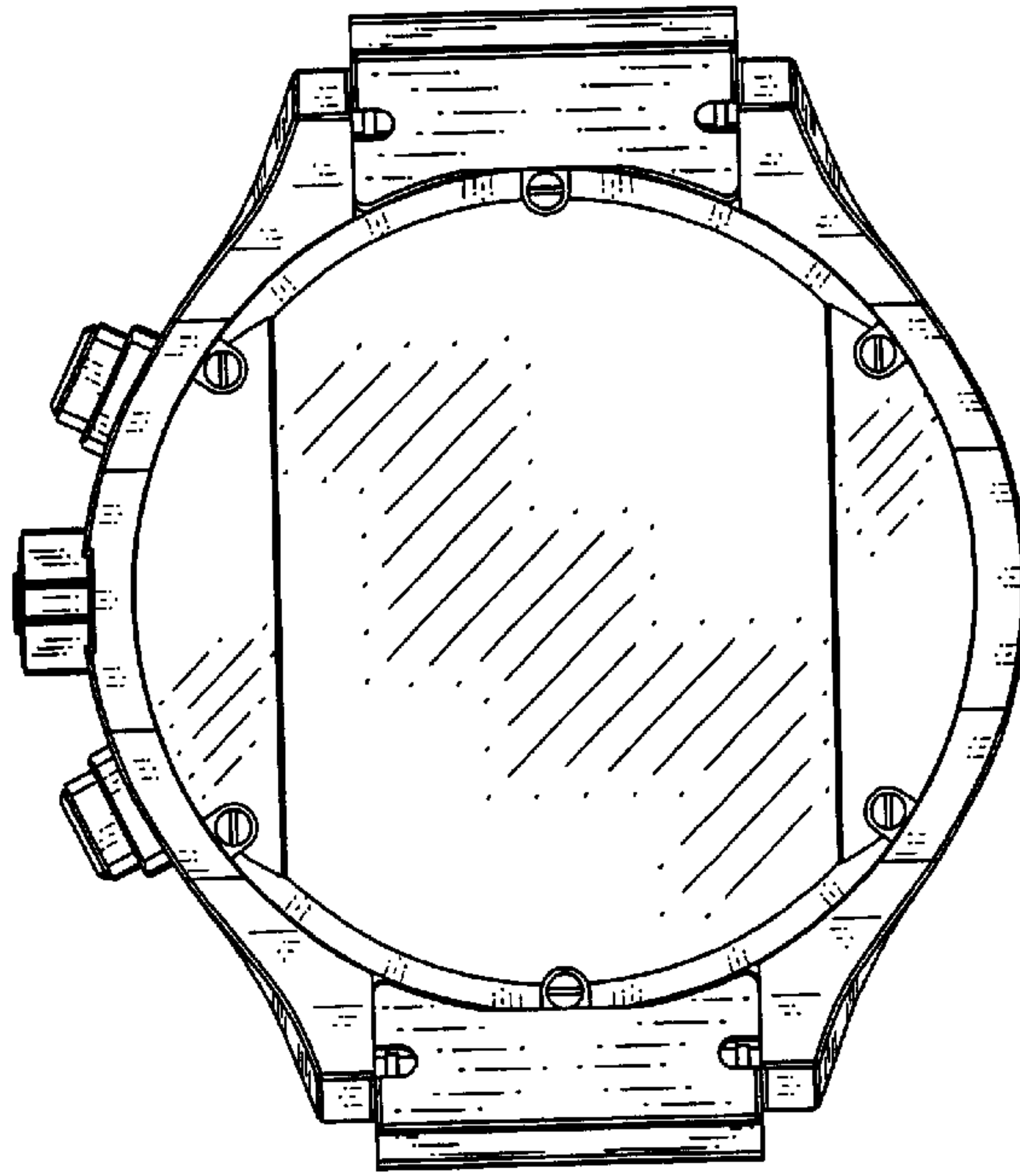


Fig. 3

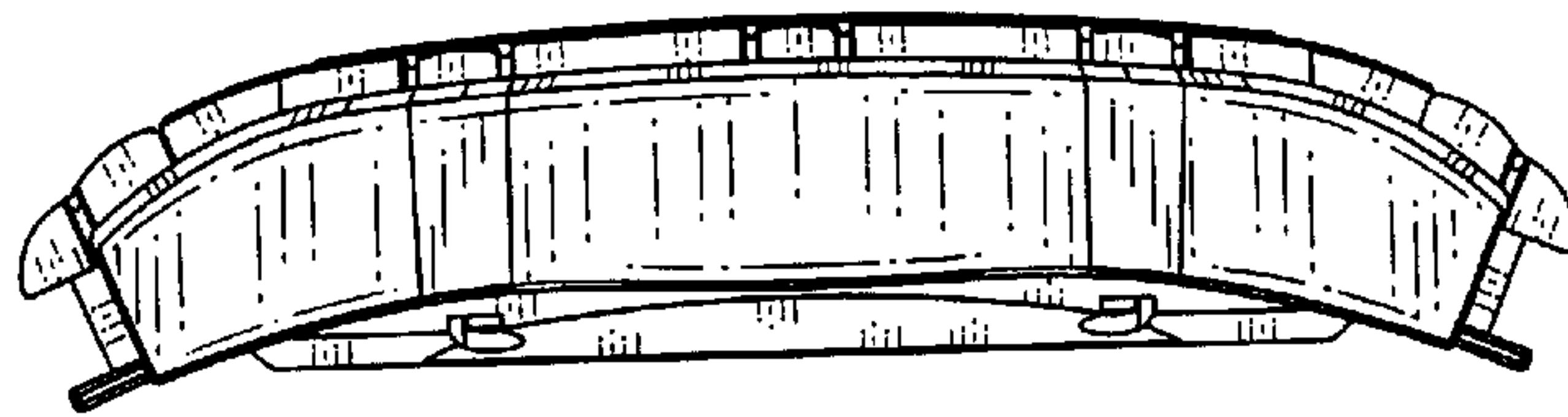


Fig. 4




Fig. 5




Fig. 6

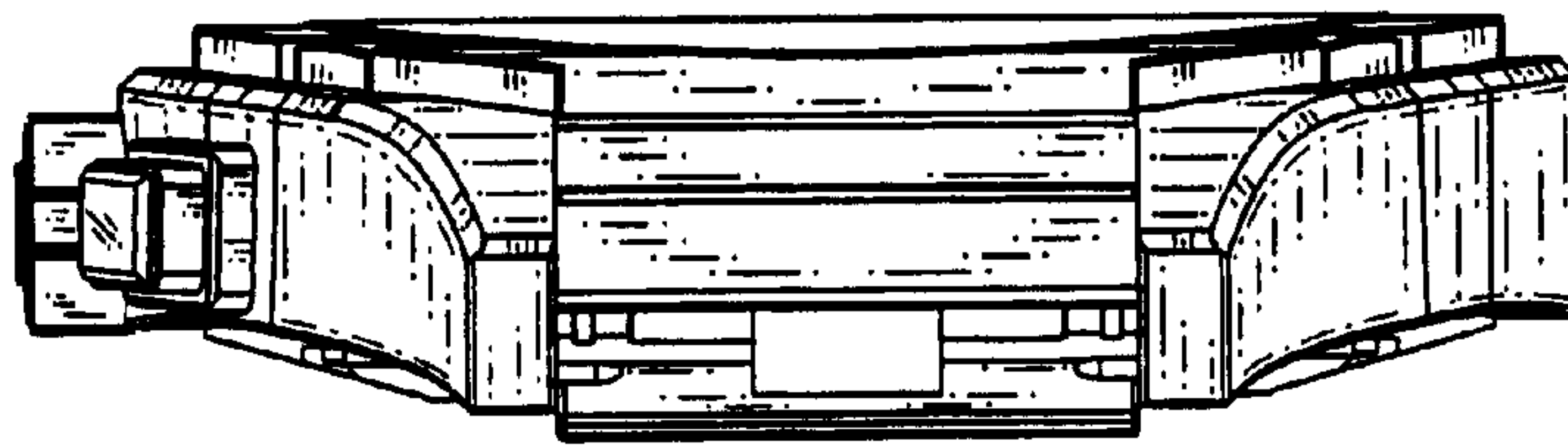


Fig. 7

