



US00D511690S

(12) **United States Design Patent** (10) **Patent No.:** **US D511,690 S**  
**Garcia et al.** (45) **Date of Patent:** **\*\* Nov. 22, 2005**

(54) **FLUID PRODUCT DISPENSER**

(75) Inventors: **Firmin Garcia**, Evreux (FR); **Frederic Duquet**, Thibouville (FR)

(73) Assignee: **Valois S.A.S.**, Le Neuborg (FR)

(\*\*) Term: **14 Years**

(21) Appl. No.: **29/211,794**

(22) Filed: **Aug. 23, 2004**

(30) **Foreign Application Priority Data**

Feb. 24, 2004 (EM) ..... 000140496-0001

(51) **LOC (8) Cl.** ..... **09-01**

(52) **U.S. Cl.** ..... **D9/682**; D9/690

(58) **Field of Search** ..... D9/435, 448, 503,  
D9/556, 558, 682, 687, 688, 690, 692,  
727-729; D28/89, 90, 91.1; 222/81, 107,  
206, 215, 402.2, 422, 568; D24/113, 114,  
62, 110; 206/581

(56) **References Cited**

**U.S. PATENT DOCUMENTS**

D112,950 S \* 1/1939 Rubin ..... D9/502  
D221,275 S \* 7/1971 Hebblethwaite ..... D9/692  
D234,293 S \* 2/1975 Toland ..... D9/504  
4,549,674 A \* 10/1985 Alticosalian ..... 222/48

D316,899 S \* 5/1991 Andersson et al. .... D24/113  
D337,254 S \* 7/1993 Nakagawa et al. .... D9/688  
D342,670 S \* 12/1993 Lang et al. .... D9/622  
5,277,340 A \* 1/1994 Van Brocklin ..... 222/321.7  
5,460,300 A \* 10/1995 Tritsch ..... 222/401  
D364,669 S \* 11/1995 Winner ..... D22/117  
D412,661 S \* 8/1999 Lavigne ..... D9/690  
D423,922 S \* 5/2000 Ohchi et al. .... D9/688

\* cited by examiner

*Primary Examiner*—Prabhakar Deshmukh

*Assistant Examiner*—Jean E. McCormick

(74) *Attorney, Agent, or Firm*—Sughrue Mion, PLLC


(57) **CLAIM**

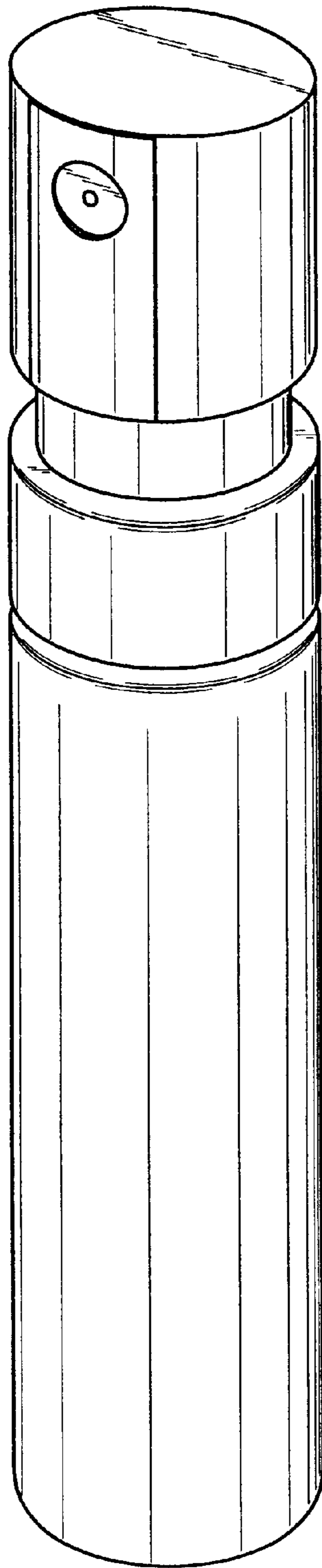
The ornamental design for a fluid product dispenser, as shown.

**DESCRIPTION**


FIG. 1 is a perspective view of the top, front and right side of a fluid product dispenser showing our new design;  
FIG. 2 is a front elevational view thereof;  
FIG. 3 is a rear elevational view thereof;  
FIG. 4 is a left side elevational view thereof;  
FIG. 5 is a right side elevational view thereof;  
FIG. 6 is a top plan view thereof; and,  
FIG. 7 is a bottom plan view thereof.

**1 Claim, 4 Drawing Sheets**







*Fig. 1*




*Fig. 2*



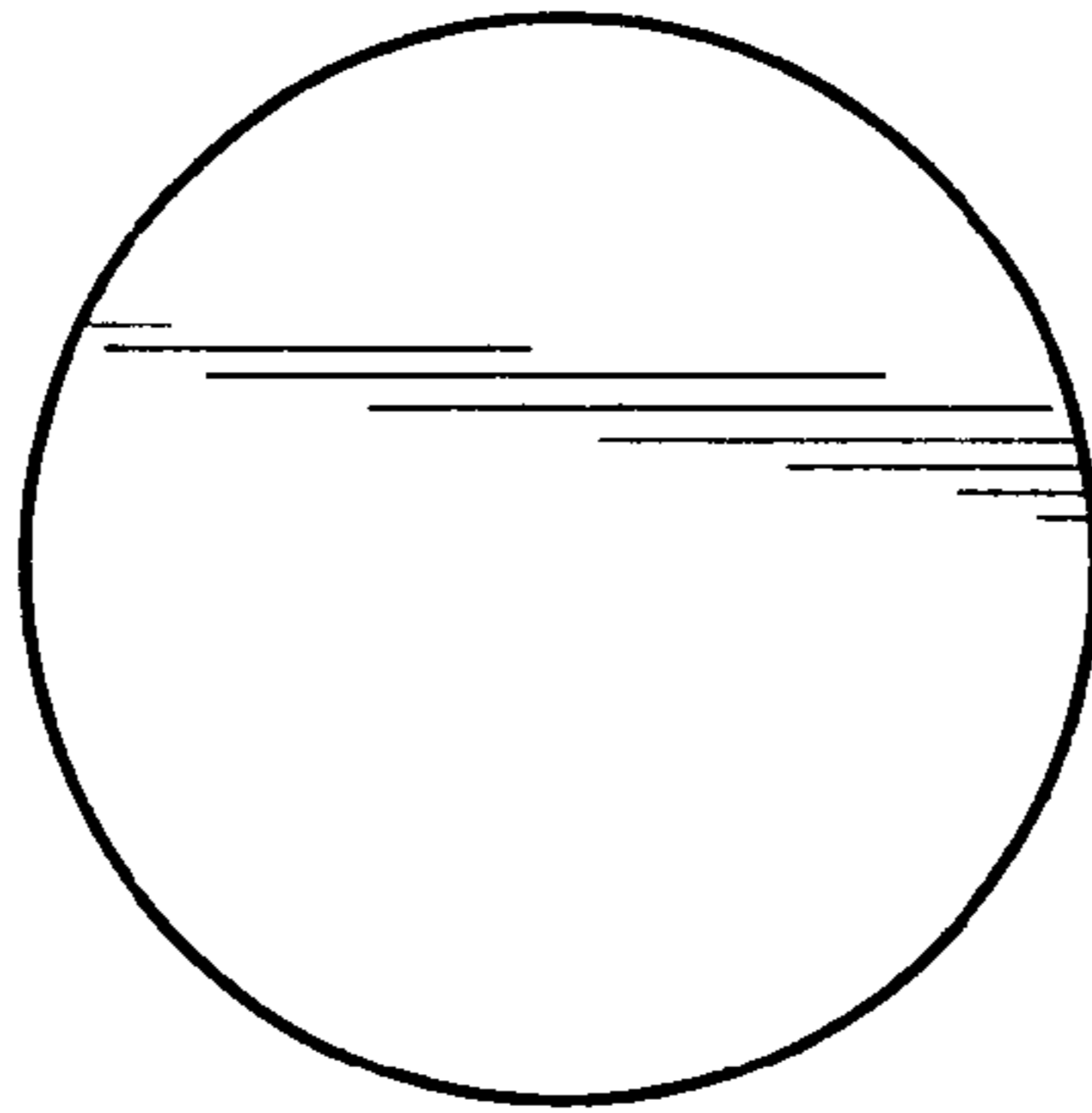
*Fig. 3*



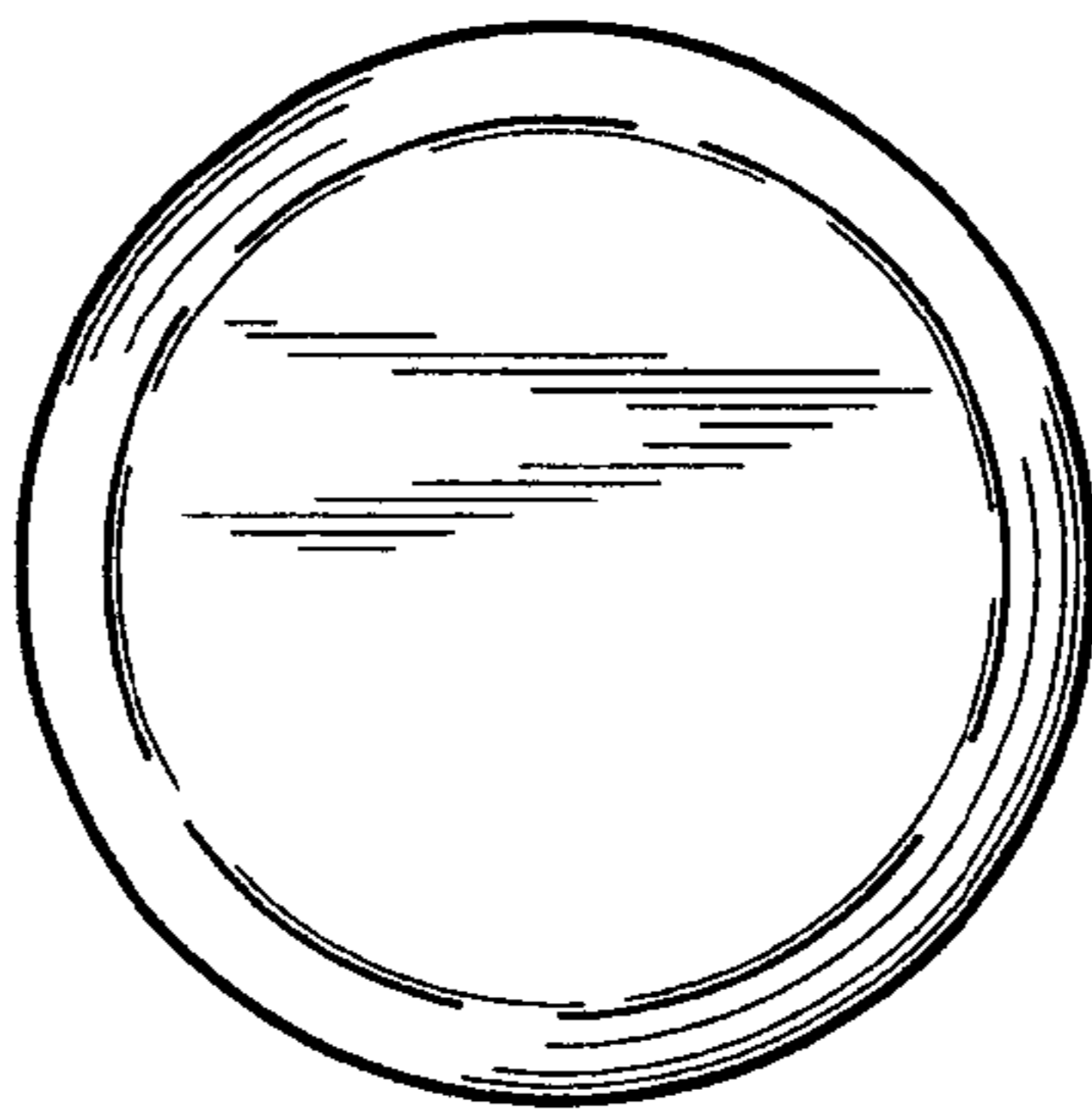
*Fig. 4*



*Fig. 5*



*Fig. 6*



*Fig. 7*