



US00D511687S

(12) **United States Design Patent** (10) **Patent No.:** **US D511,687 S**  
**Bretz et al.** (45) **Date of Patent:** **\*\* Nov. 22, 2005**

- (54) **BOTTLE** D345,693 S \* 4/1994 Edstrom ..... D9/538
- 5,337,909 A 8/1994 Vaillencourt
- (75) Inventors: **John M. Bretz**, Crystal Lake, IL (US); 5,341,946 A \* 8/1994 Vaillencourt et al. .... 215/381
- John L. Konieczka**, Lake Barrington, D364,565 S \* 11/1995 Vaillencourt et al. .... D9/551
- IL (US); **Scott A. Schoessel**, Evantson, D382,799 S 8/1997 Darr
- IL (US); **Jill Maine**, Chicago, IL (US); D393,802 S \* 4/1998 Collette et al. .... D9/502
- Thomas C. Van Dyk**, Ramsey, NJ (US) D426,460 S 6/2000 Krishnakumar et al.
- (73) Assignee: **Stokely-Van Camp, Inc.**, Chicago, IL D433,322 S 11/2000 Krishnakumar et al.
- (US) D434,330 S \* 11/2000 Rowe et al. .... D9/538
- (\*\*) Term: **14 Years** D440,877 S 4/2001 Lichtman et al.
- D441,641 S 5/2001 Piccioli et al.
- (21) Appl. No.: **29/209,809** D448,673 S 10/2001 Bretz et al.
- D450,581 S 11/2001 Lichtman et al.
- (22) Filed: **Jul. 22, 2004** D456,704 S 5/2002 Ranchetti
- D457,055 S 5/2002 Ranchetti
- D457,056 S 5/2002 Ranchetti
- D466,021 S \* 11/2002 Thierjung et al. .... D9/538

**Related U.S. Application Data**

(62) Division of application No. 29/207,999, filed on Jun. 21, 2004, which is a continuation of application No. 29/169,380, filed on Oct. 18, 2002, now abandoned.

- (51) **LOC (8) Cl.** ..... **09-01**
- (52) **U.S. Cl.** ..... **D9/558; D9/551**
- (58) **Field of Search** ..... D9/307, 500-504,  
D9/516-520, 537-543, 549-552, 556-564,  
569-570; 215/379-383, 400; 220/890

(56) **References Cited**

**U.S. PATENT DOCUMENTS**

- 4,717,525 A \* 1/1988 Iizuka et al. .... 264/521
- D294,462 S 3/1988 Ota et al.
- D295,382 S 4/1988 Rogler
- 4,805,788 A 2/1989 Akiho
- D300,805 S 4/1989 Rogler et al.
- 4,863,046 A 9/1989 Collette et al.
- 5,005,716 A 4/1991 Eberle
- 5,178,290 A 1/1993 Ota et al.

\* cited by examiner

*Primary Examiner*—Sandra L. Morris

(74) *Attorney, Agent, or Firm*—Ryndak & Suri

(57) **CLAIM**

The ornamental design for a bottle, as shown and described.

**DESCRIPTION**

FIG. 1 is a perspective view of a bottle showing the new design;  
 FIG. 2 is an elevational view thereof, the opposite elevational view being identical;  
 FIG. 3 is another elevational view thereof, representing a partial rotation of the bottle about its vertical axis from the elevational view depicted in FIG. 2; and,  
 FIG. 4 is a top plan view thereof, the bottom plan view thereof being identical.  
 The broken line showing is for illustrative purposes only, and forms no part of the claimed design.

**1 Claim, 3 Drawing Sheets**

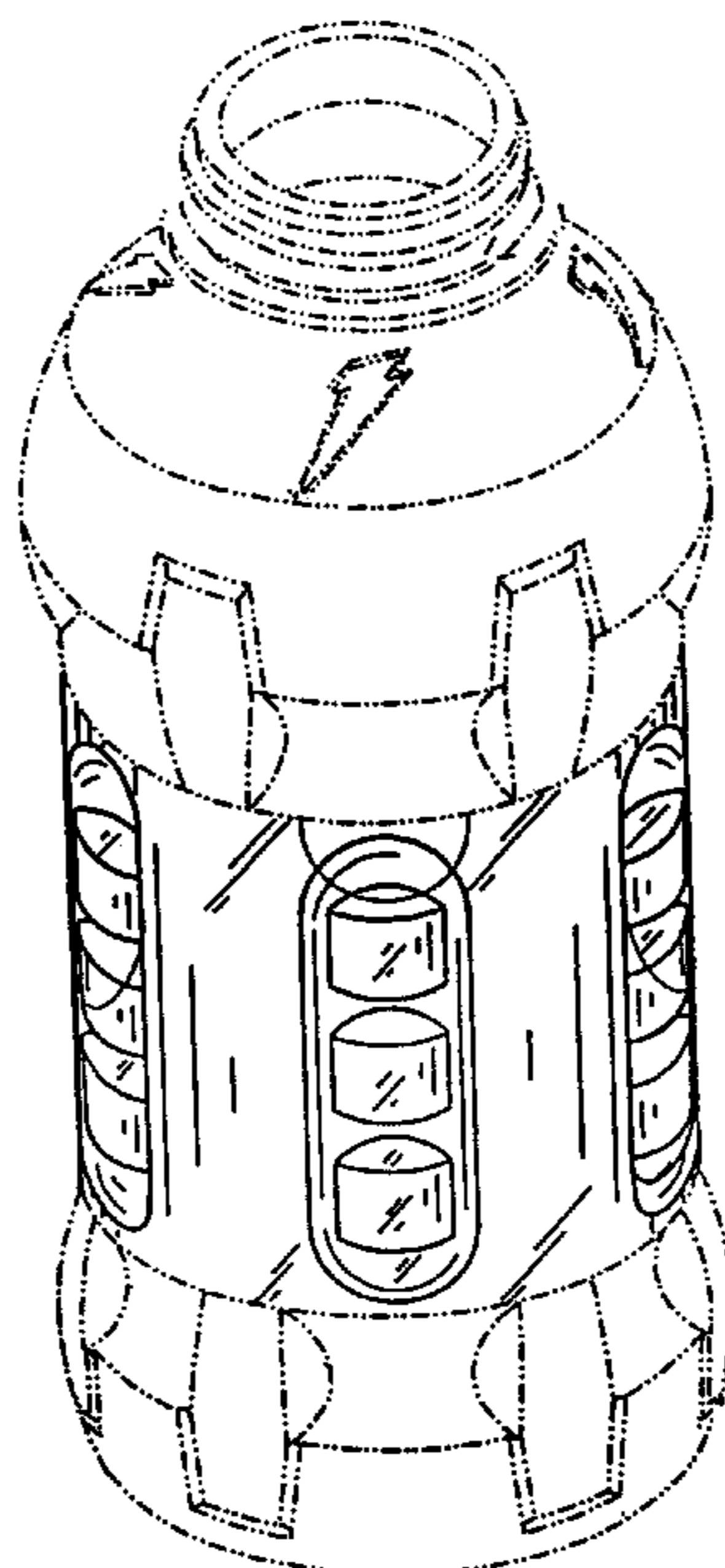


FIG. 1

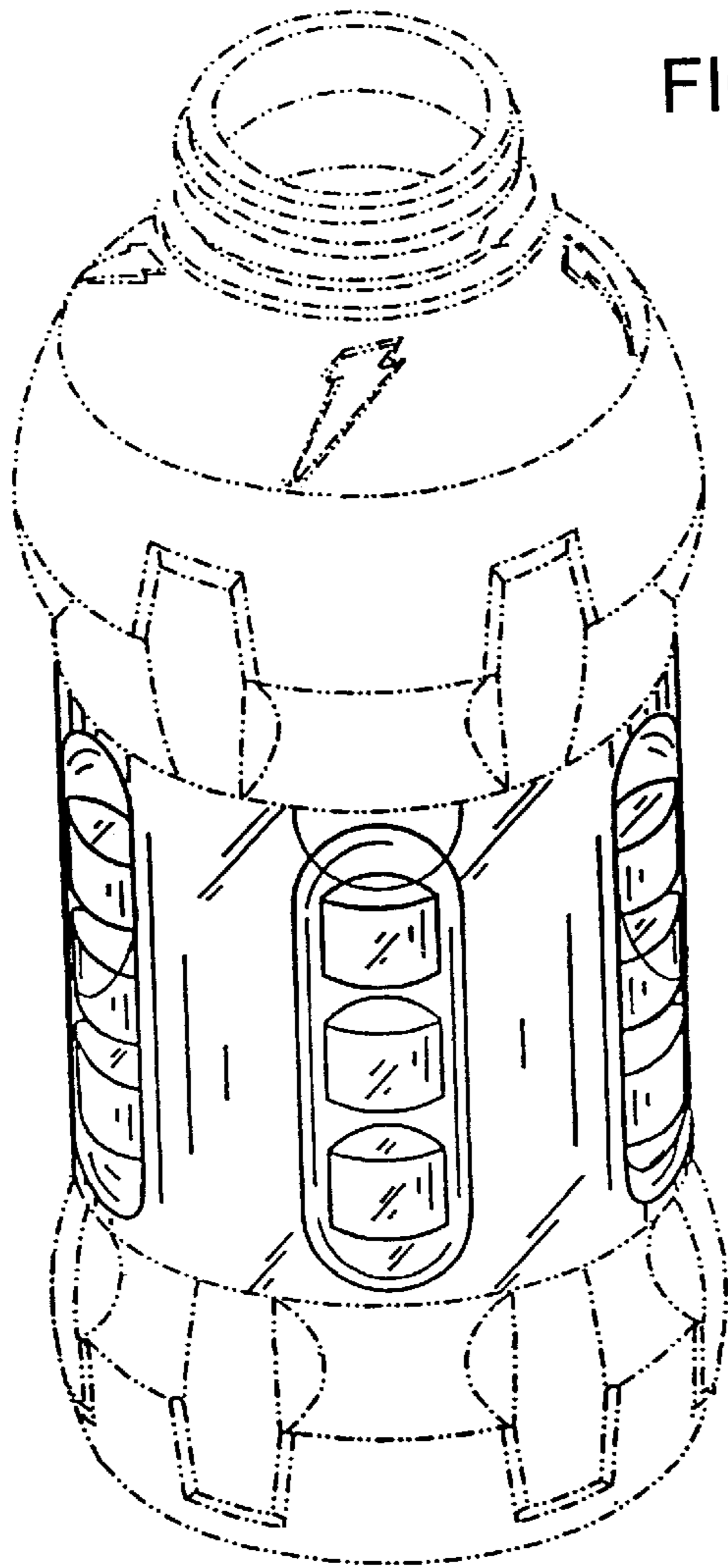


FIG. 2

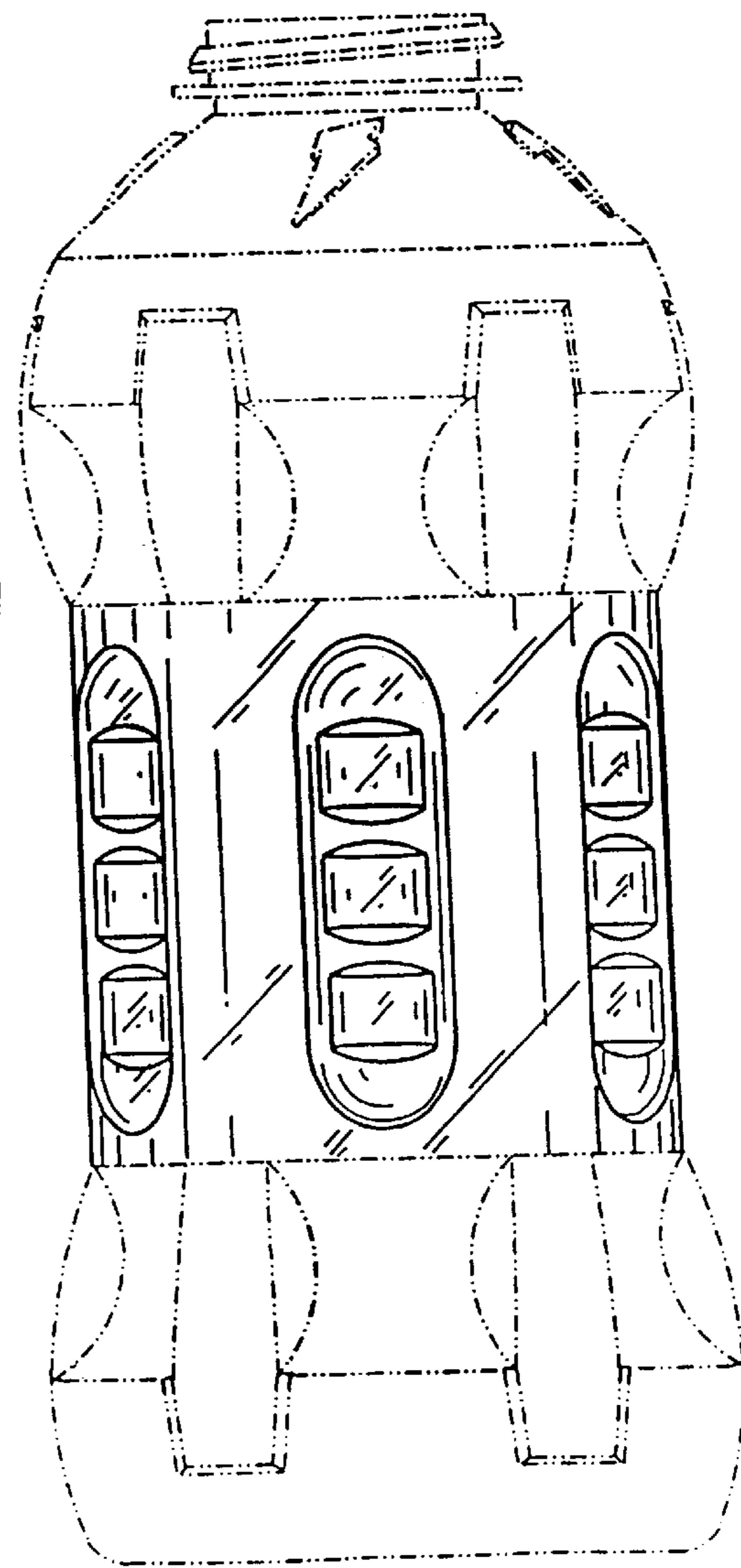
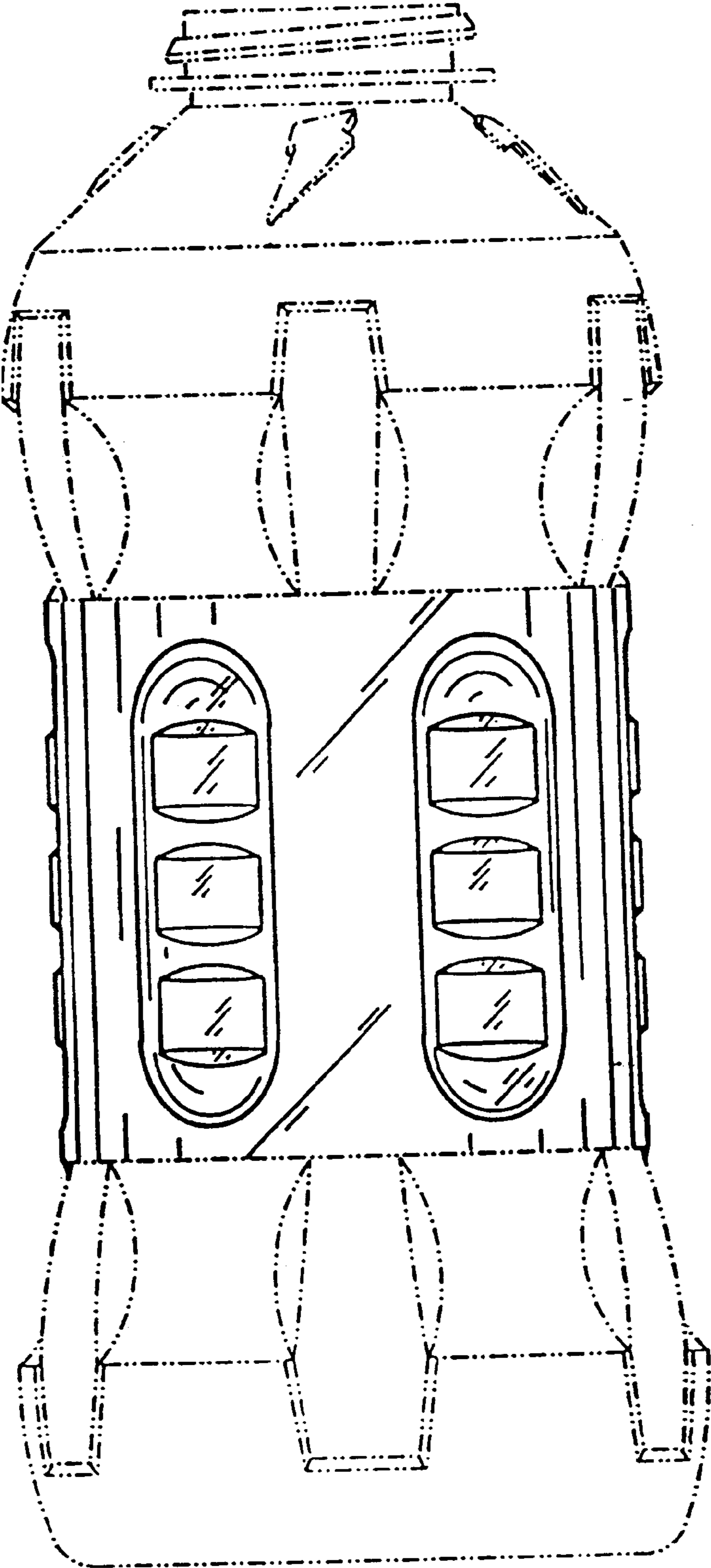


FIG. 3






FIG. 4