



US00D511672S

(12) **United States Design Patent**
Fields

(10) **Patent No.:** **US D511,672 S**

(45) **Date of Patent:** **** Nov. 22, 2005**

(54) **PULL**

(75) **Inventor:** **Betsy Fields, Silverton, CO (US)**

(73) **Assignee:** **Liberty Hardware Mfg. Corp.,
Winston-Salem, NC (US)**

(**) **Term:** **14 Years**

(21) **Appl. No.:** **29/207,026**

(22) **Filed:** **Jun. 8, 2004**

Related U.S. Application Data

(62) Division of application No. 29/175,111, filed on Jan. 30, 2003, now Pat. No. Des. 495,232.

(51) **LOC (8) Cl.** **08-06**

(52) **U.S. Cl.** **D8/317; D8/315**

(58) **Field of Search** **D5/37, 55, 99;
D8/300, 307, 315-320, DIG. 1; D24/125;
16/110.1, 111.1**

(56) **References Cited**

U.S. PATENT DOCUMENTS

D175,473 S * 8/1955 Leichter D8/317

D182,602 S * 4/1958 Leichter D8/317
D197,209 S * 12/1963 Plumridge D8/317
D200,196 S * 2/1965 Carsello D8/317
D255,152 S * 5/1980 Woon D5/37
D372,659 S * 8/1996 De'Armond D8/317

* cited by examiner

Primary Examiner—Adir Aronovich

(74) *Attorney, Agent, or Firm*—Edgar A. Zarins; Lloyd D. Doigan

(57) **CLAIM**

The ornamental design for a pull, as shown and described.

DESCRIPTION

FIG. 1 is a perspective view of a pull showing my new design;

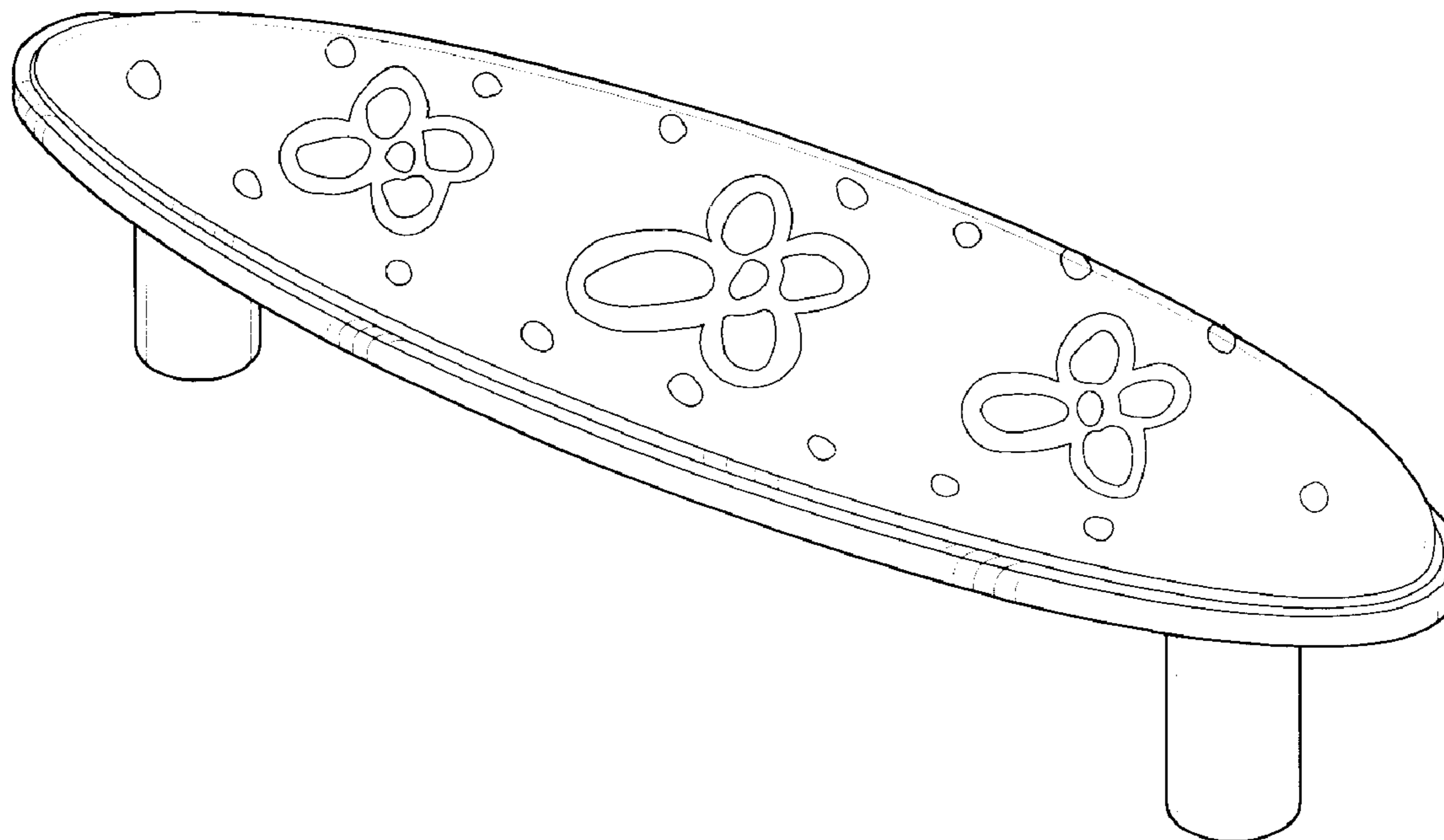
FIG. 2 is a front elevational view thereof;

FIG. 3 is a side elevational view thereof;

FIG. 4 is a side elevational view opposite of that shown in FIG. 3; and,

FIG. 5 is an end view thereof, the opposite end being a mirror image of the end shown.

1 Claim, 2 Drawing Sheets



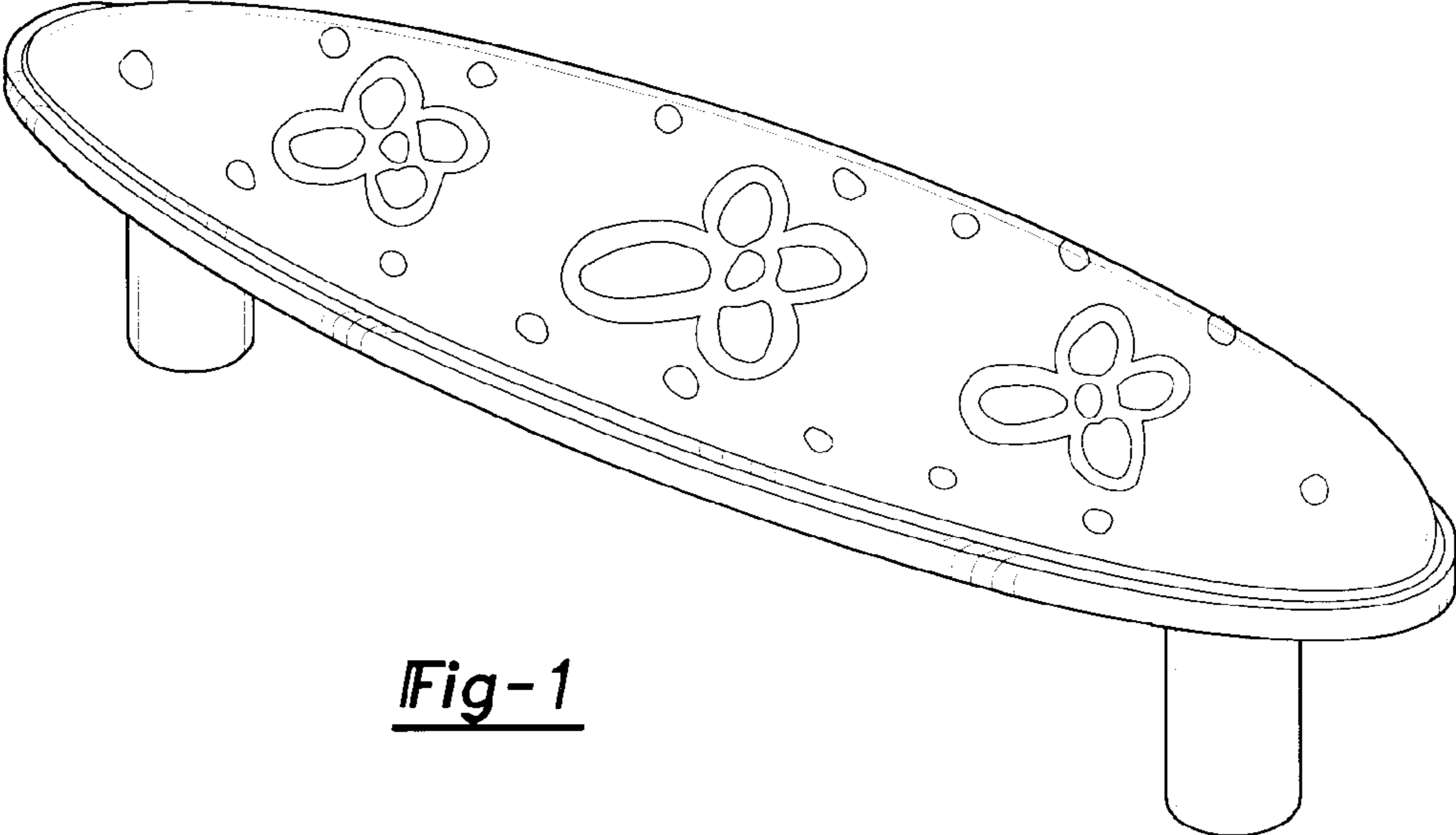


Fig-1




Fig-2




Fig-3

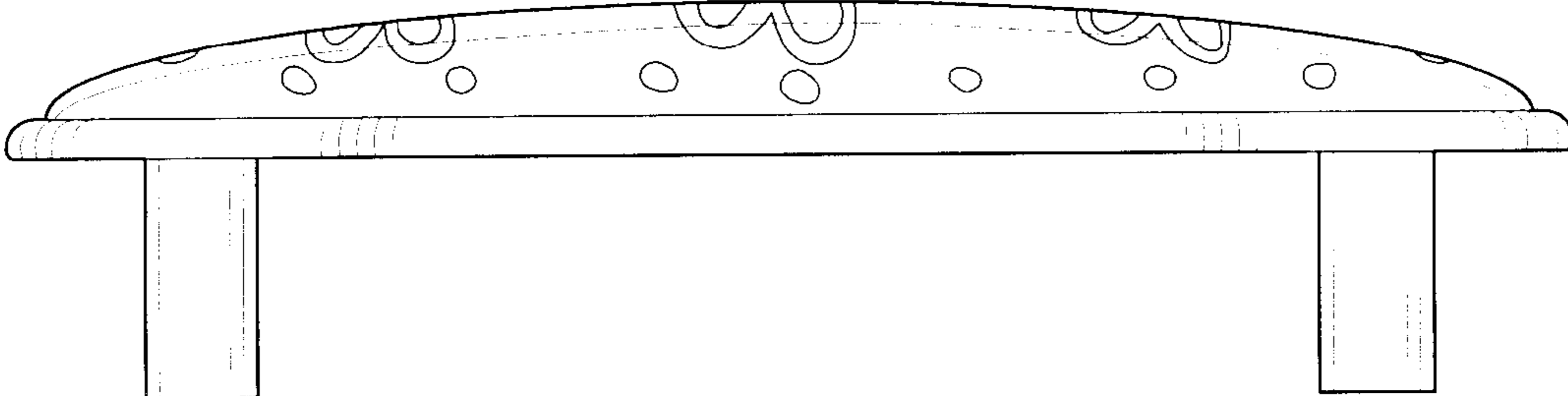


Fig-4

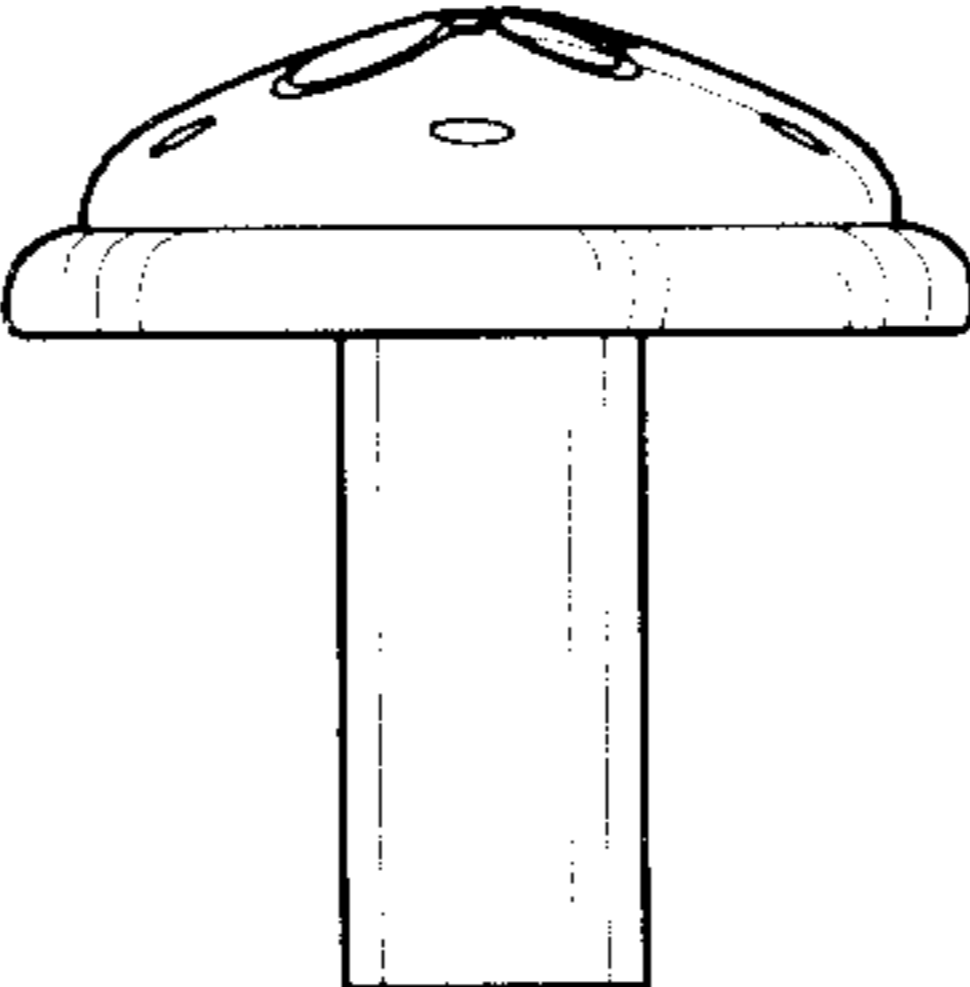


Fig-5