

US00D511671S

(12) **United States Design Patent** (10) **Patent No.:** **US D511,671 S**
Gorkovenko (45) **Date of Patent:** **** Nov. 22, 2005**

(54) **DOOR LEVER**

(75) **Inventor:** **Elena Gorkovenko, Tucson, AZ (US)**

(73) **Assignee:** **Newfrey LLC, Newark, DE (US)**

(**) **Term:** **14 Years**

(21) **Appl. No.:** **29/197,154**

(22) **Filed:** **Jan. 9, 2004**

(51) **LOC (8) Cl. 08-06**

(52) **U.S. Cl. D8/308**

(58) **Field of Search** D8/300-322, 10,
D8/330-338; D23/250-254, 230-38; 292/347,
356, 357; 16/436, 110.1, 11 R, 111 R, 70;
4/234, 246.1, 248, 691

(56) **References Cited**

U.S. PATENT DOCUMENTS

D81,026 S	*	4/1930	Schnell	D8/308
D85,844 S	*	12/1931	Schnell	D8/308
2,104,403 A	*	1/1938	Roethel	292/357
D197,400 S	*	1/1964	Patriquin	D8/302
4,042,268 A	*	8/1977	Coglan	292/347
D271,560 S	*	11/1983	Valli	D8/308
D314,129 S	*	1/1991	Zanini	D8/301
5,067,758 A	*	11/1991	Fann et al.	292/347
D328,852 S	*	8/1992	Marques	D8/308
D431,173 S	*	9/2000	Durbin	D8/308
D435,423 S	*	12/2000	Rodriguez et al.	D8/308
D443,918 S	*	6/2001	Lord	D23/252
D443,919 S	*	6/2001	Lord	D23/252

OTHER PUBLICATIONS

Kitchen and Bath Source Book, McGraw-Hill Publishers, pp. 20-30.*

* cited by examiner

Primary Examiner—Prabhakar Deshmukh

Assistant Examiner—Jean E. McCormick

(74) *Attorney, Agent, or Firm*—Richard J. Veltman; John D. DePonti

(57) **CLAIM**

The ornamental design for a door lever, as shown and described.

DESCRIPTION

FIG. 1 is a perspective view of the new design for a door lever;

FIG. 2 is a top plan view of the new design for a door lever;

FIG. 3 is a front elevational view of the new design for a door lever;

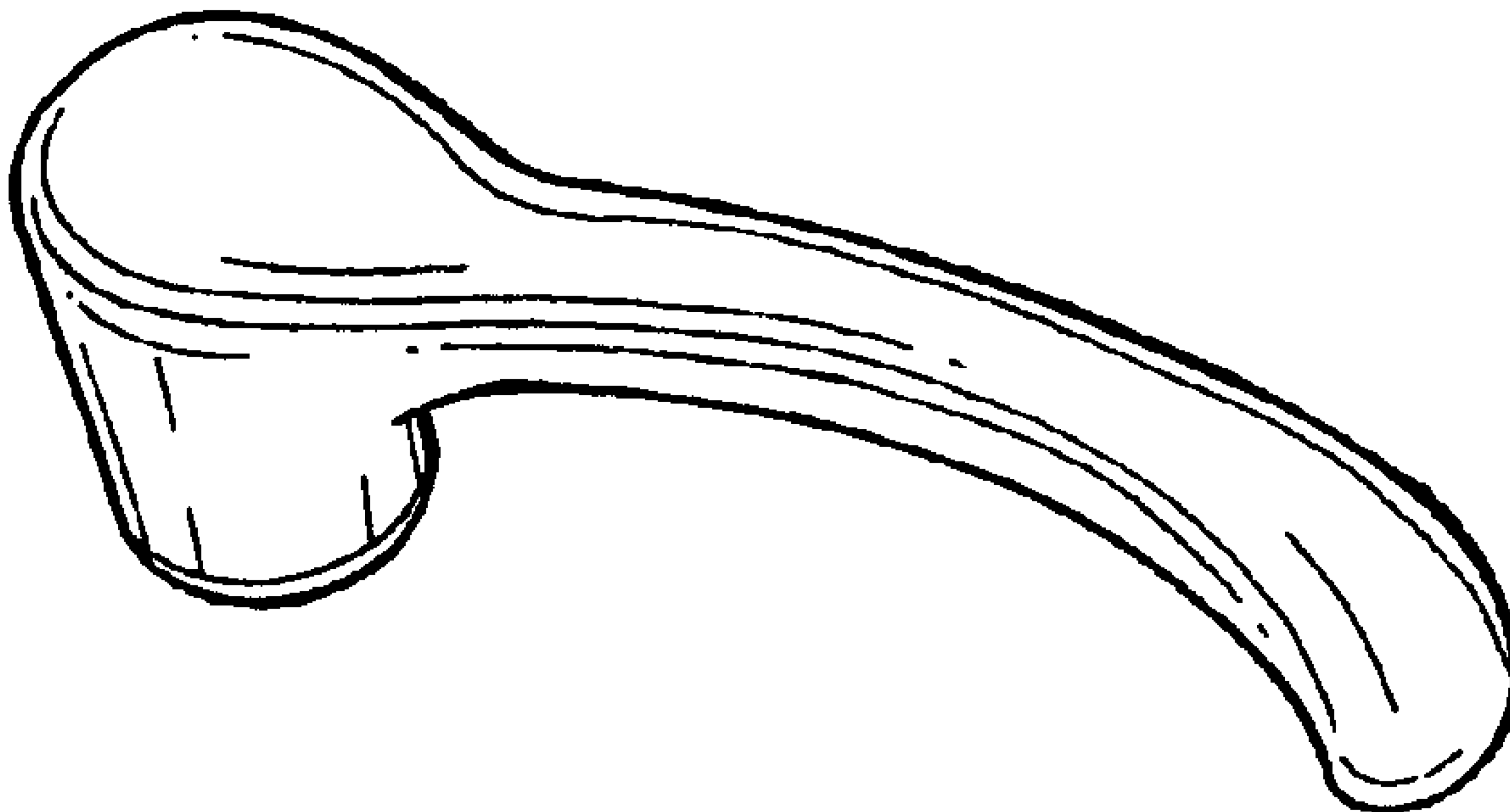
FIG. 4 is a bottom plan view of the new design for a door lever;

FIG. 5 is a rear elevational view of the new design for a door lever;

FIG. 6 is a left side elevational view of the new design for a door lever; and,

FIG. 7 is a right side elevational view of the new design for a door lever.

1 Claim, 2 Drawing Sheets



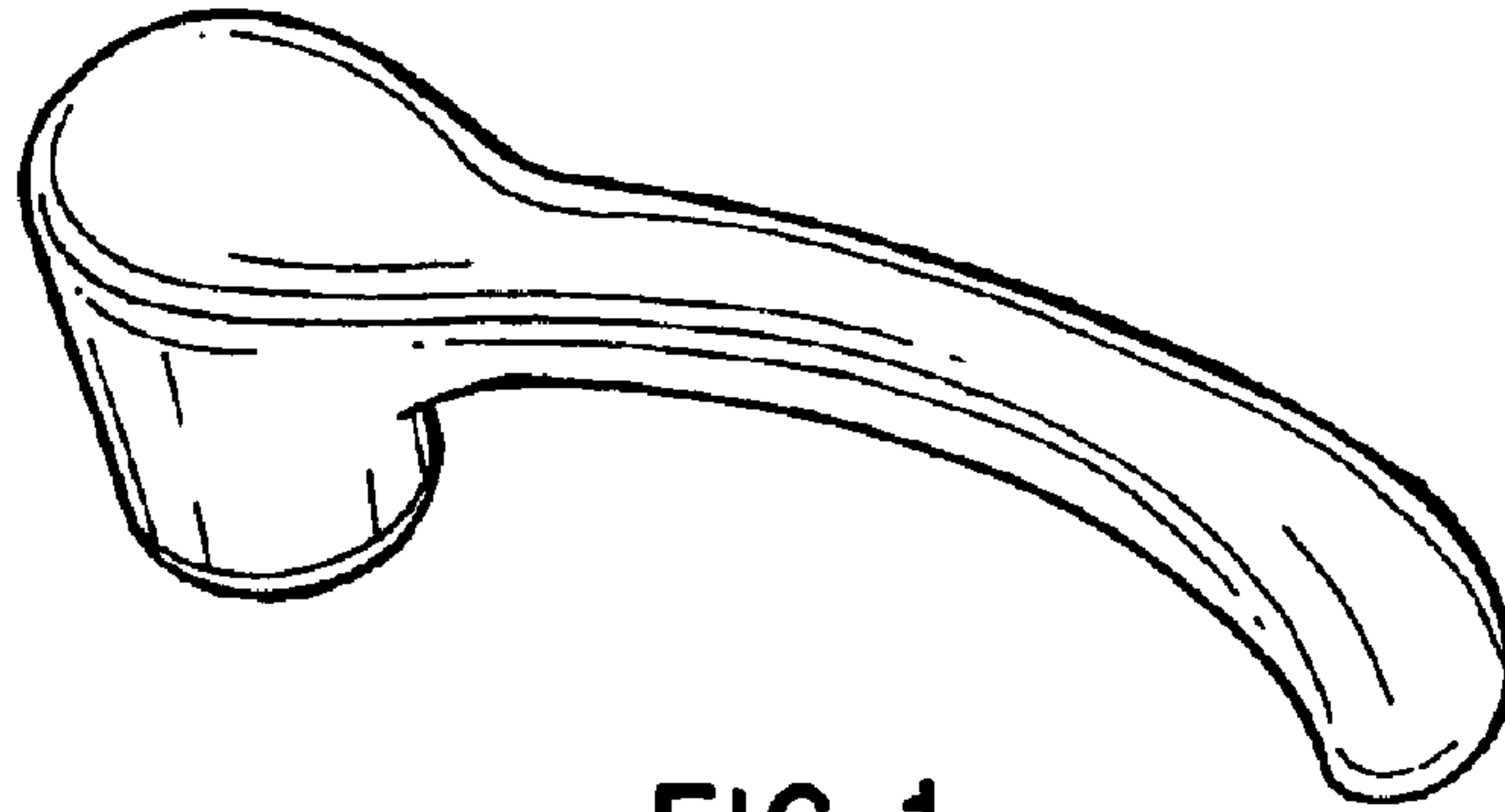


FIG. 1




FIG. 2




FIG. 3



FIG. 4



FIG. 5




FIG. 6

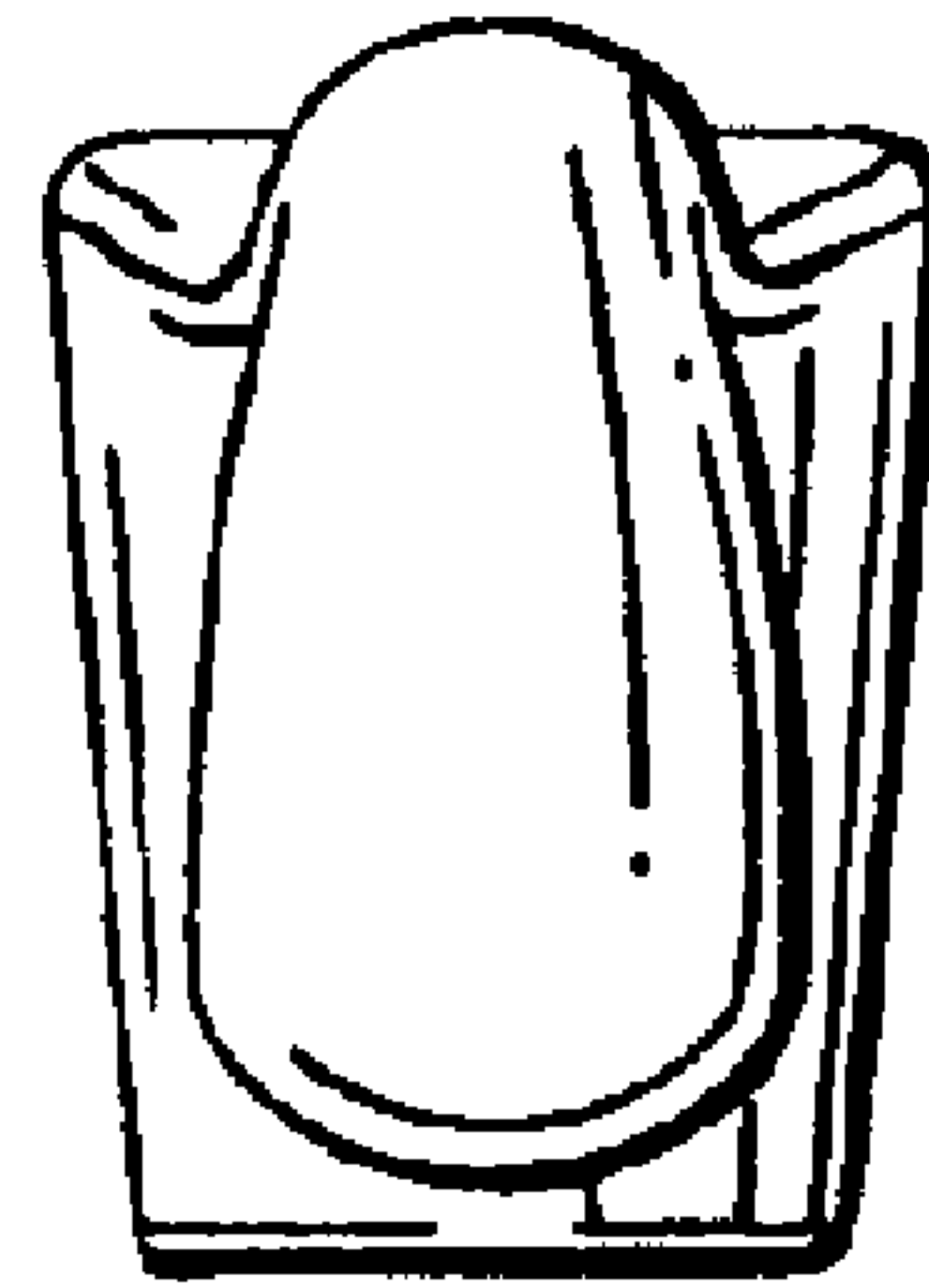


FIG. 7