



US00D511662S

(12) **United States Design Patent**
Leasure et al.

(10) **Patent No.: US D511,662 S**
(45) **Date of Patent: ** Nov. 22, 2005**

(54) **RATCHET WRENCH**
(75) Inventors: **Jeremy D. Leasure**, Jackson, TN (US);
Mark A. Etter, Humboldt, TN (US)
(73) Assignee: **DeVilbiss Air Power Company**,
Jackson, TN (US)

(**) Term: **14 Years**

(21) Appl. No.: **29/202,742**
(22) Filed: **Apr. 2, 2004**

(51) **LOC (8) Cl.** **08-05**
(52) **U.S. Cl.** **D8/25; D8/61**
(58) **Field of Search** D8/21-29, 59-62,
D8/64, 67-68, DIG. 7; 81/54, 57, 57.11,
57.13-57.14, 57.42, 57.29, 57.39, 58, 60-63.2,
177.1, 177.4, 177.6, 177.8, 177.85, 177.9,
469, 474; 173/169-170, 182, 217

(56) **References Cited**

U.S. PATENT DOCUMENTS

D214,018 S * 5/1969 Traugber D8/25
4,722,252 A * 2/1988 Fulcher et al. 81/63
5,231,901 A * 8/1993 Putney et al. 81/63.2
D389,025 S * 1/1998 Sung D8/25

D449,212 S * 10/2001 Price et al. D8/107
6,298,753 B1 * 10/2001 Izumisawa 81/57.39
D456,232 S * 4/2002 Chen D8/61
6,640,669 B2 * 11/2003 Izumisawa 81/62
D484,016 S * 12/2003 Baker D8/61

OTHER PUBLICATIONS

Snap-on catalog, pp. 206-207, 1994.*

* cited by examiner

Primary Examiner—Raphael Barkai
(74) *Attorney, Agent, or Firm*—Suiter West PC LLO

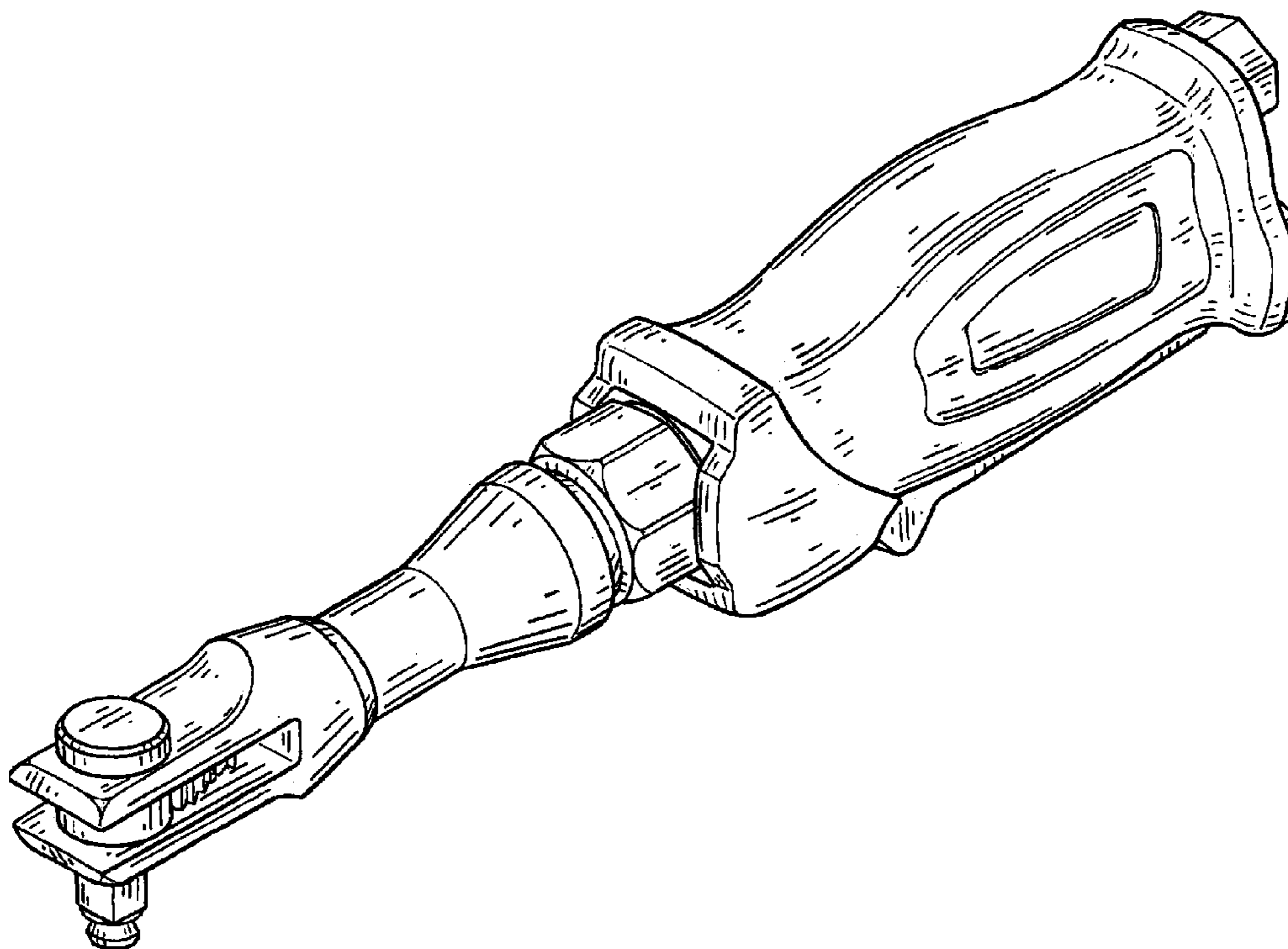
(57) **CLAIM**

I claim the ornamental design for a ratchet wrench, as shown.

DESCRIPTION

FIG. 1 is an isometric view showing our new design;
FIG. 2 is top plan view showing our new design;
FIG. 3 is a front elevation view thereof;
FIG. 4 is a left side elevation view thereof;
FIG. 5 is rear elevation view thereof;
FIG. 6 is a right side elevation view thereof; and,
FIG. 7 is a bottom plan view thereof.

1 Claim, 3 Drawing Sheets



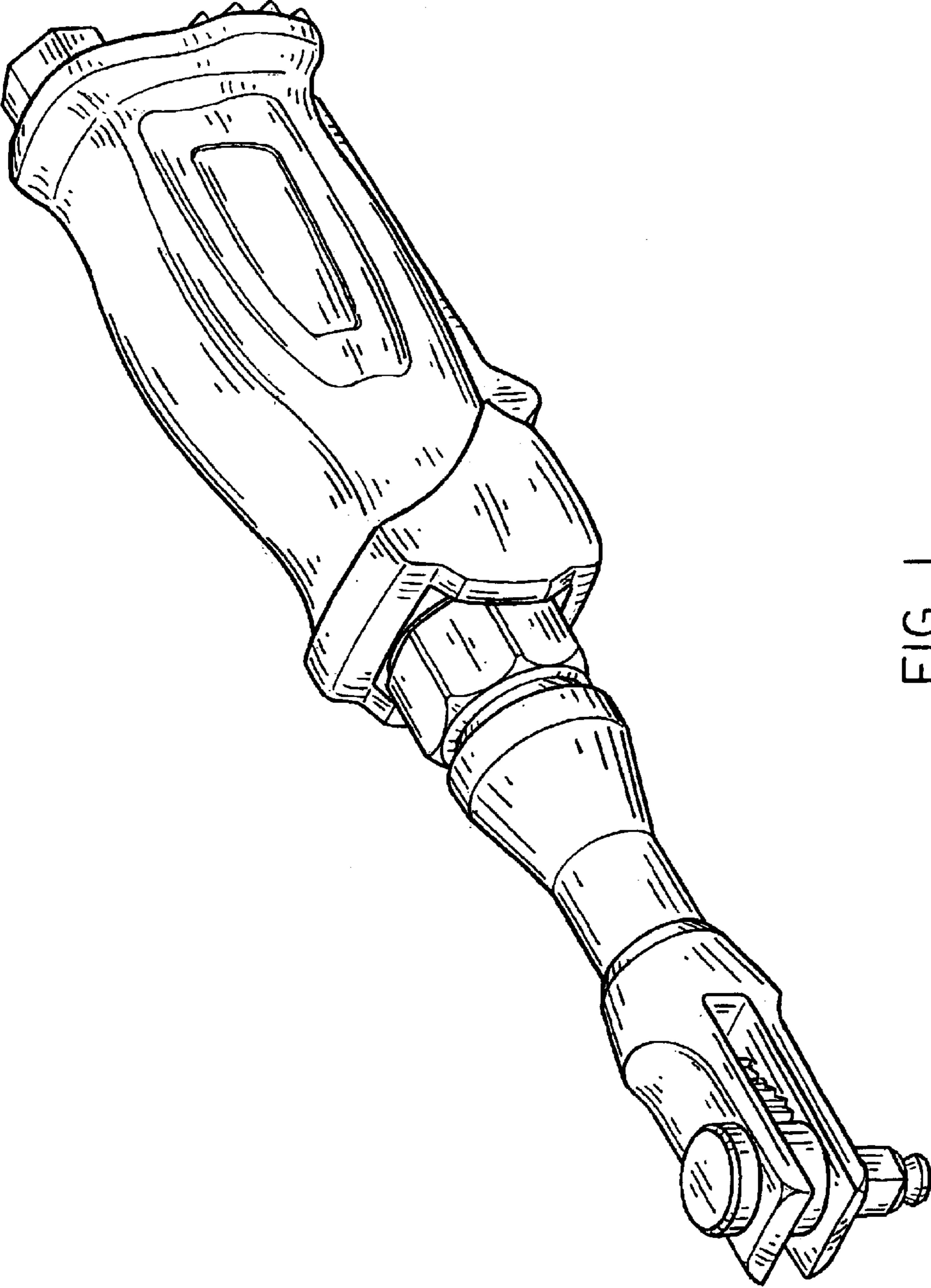


FIG. 1

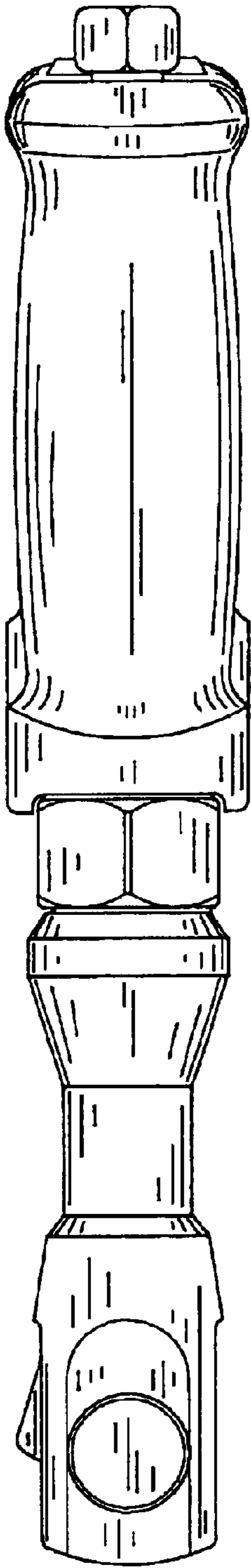


FIG. 2

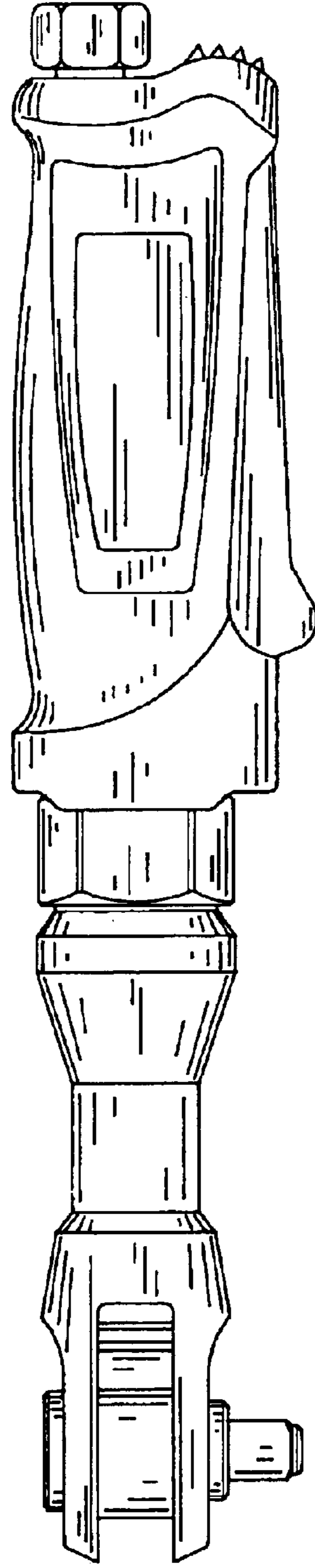


FIG. 4

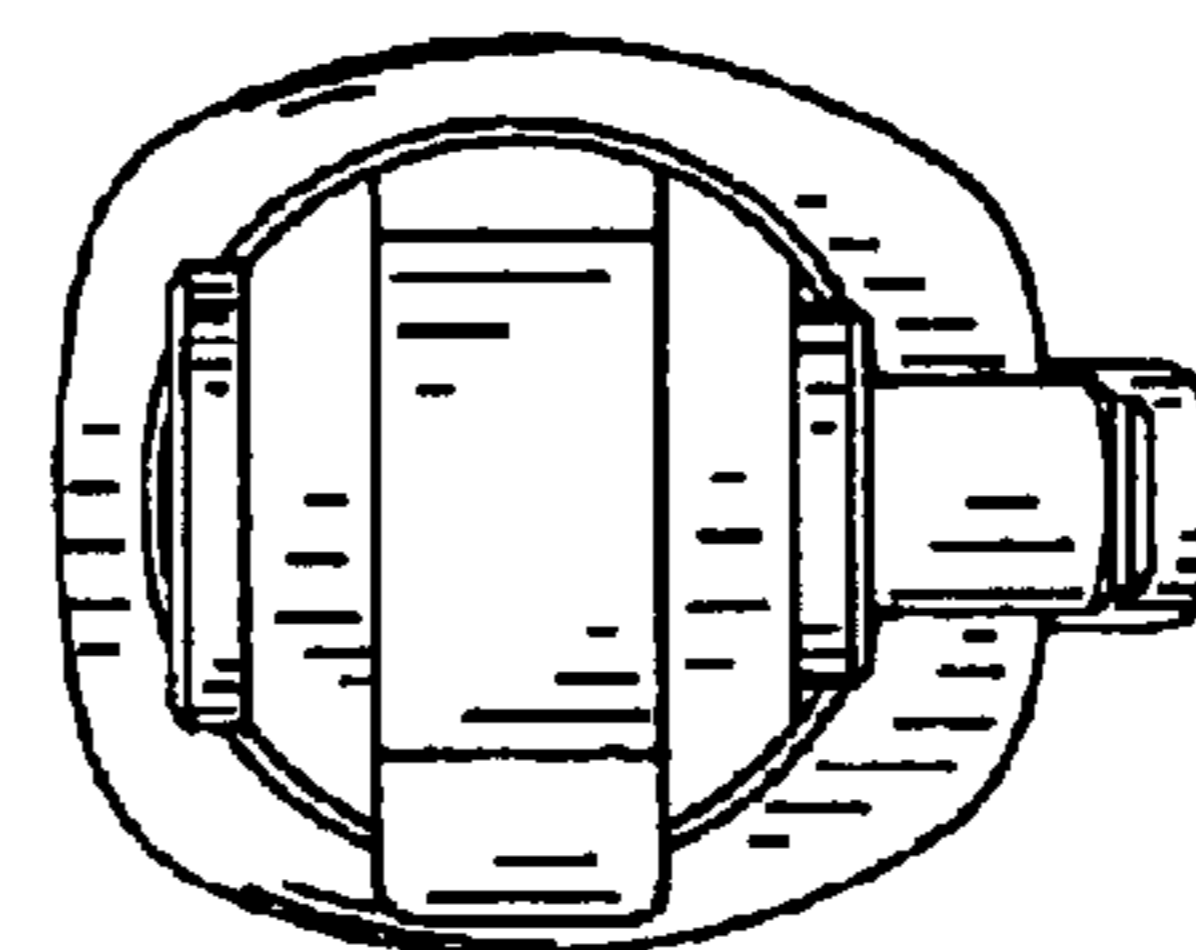


FIG. 3




FIG. 5

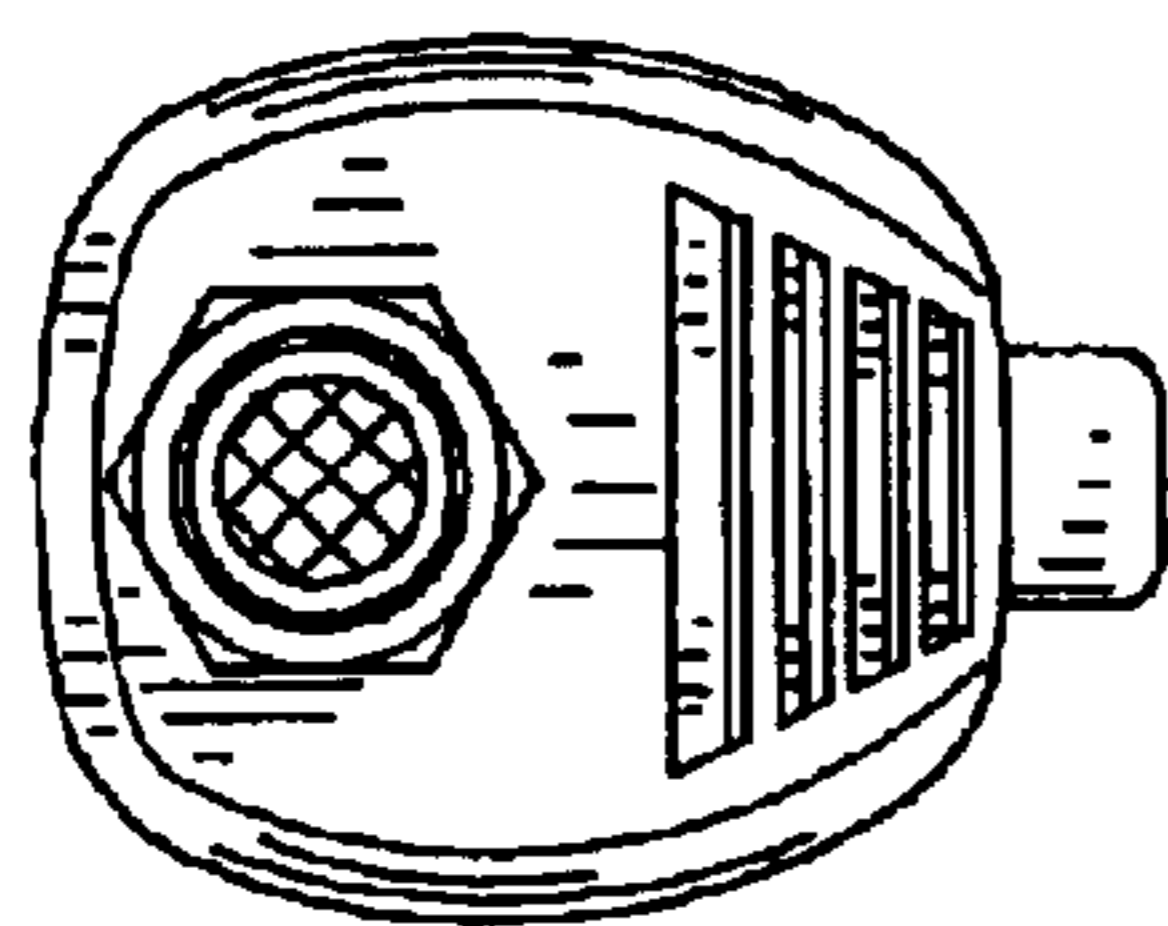


FIG. 6

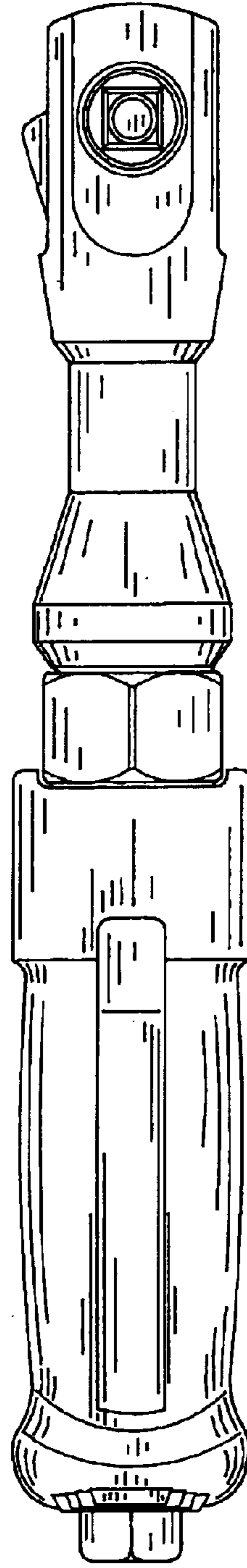


FIG. 7