



US00D511657S

(12) **United States Design Patent**
Junko

(10) **Patent No.:** **US D511,657 S**

(45) **Date of Patent:** **** Nov. 22, 2005**

(54) **SPOON**

(75) **Inventor:** **Theodore P. Junko**, Manlius, NY (US)

(73) **Assignee:** **Oneida, Ltd.**, Oneida, NY (US)

(**) **Term:** **14 Years**

(21) **Appl. No.:** **29/204,833**

(22) **Filed:** **May 5, 2004**

(51) **LOC (8) Cl.** **07-03**

(52) **U.S. Cl.** **D7/653**

(58) **Field of Search** D7/642-664, 368,
D7/401.2, 651, 656, 657, 669, 675, 676,
683, 688, 689; 30/137, 141, 147-150, 322-327,
329, 340, 342-345

(56) **References Cited**

U.S. PATENT DOCUMENTS

D86,009 S	*	1/1932	Beck	D7/653
D172,070 S	*	4/1954	Wallance	D7/653
D240,106 S	*	6/1976	Sato	D7/663
D400,060 S	*	10/1998	Thompson	D7/653
D455,936 S	*	4/2002	Welch	D7/645
D498,393 S	*	11/2004	Welch	D7/645

OTHER PUBLICATIONS

Silver Superstore Online store, www.silversuperstore.com; Oslo by Yamazaki; ©2004.*

* cited by examiner

Primary Examiner—Caron D. Veynar

(74) *Attorney, Agent, or Firm*—Wall Marjama & Bilinski LLP

(57) **CLAIM**

The ornamental design for a spoon, as shown and described.

DESCRIPTION

FIG. 1 is a top plan view of a spoon, illustrating my new Design;

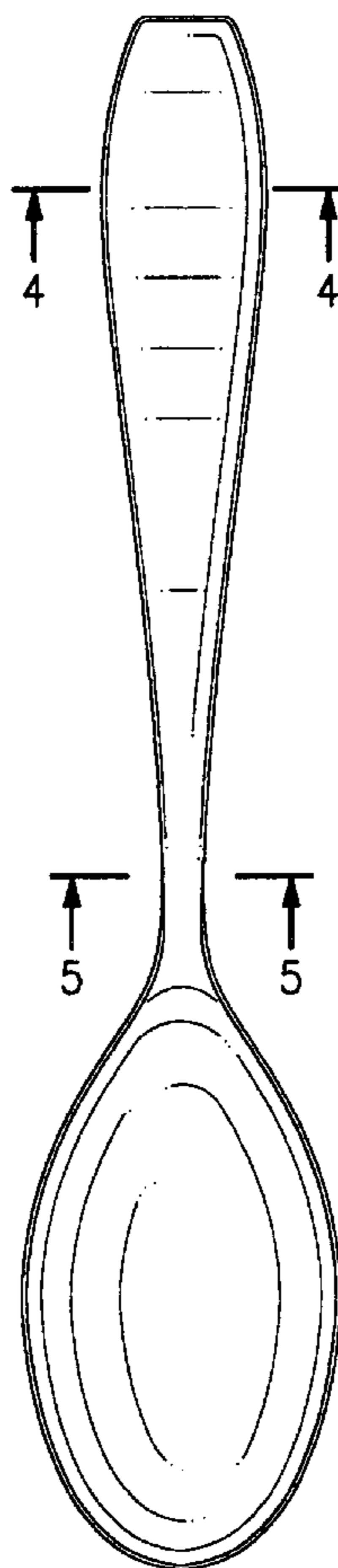
FIG. 2 is a left side elevation view thereof, the right side elevation view being a mirror image thereof;

FIG. 3 is a bottom view thereof;

FIG. 4 is a cross-section view thereof taken through lines 4—4 of FIG. 1; and,

FIG. 5 is a cross-section view taken through lines 5—5 of FIG. 1.

1 Claim, 1 Drawing Sheet



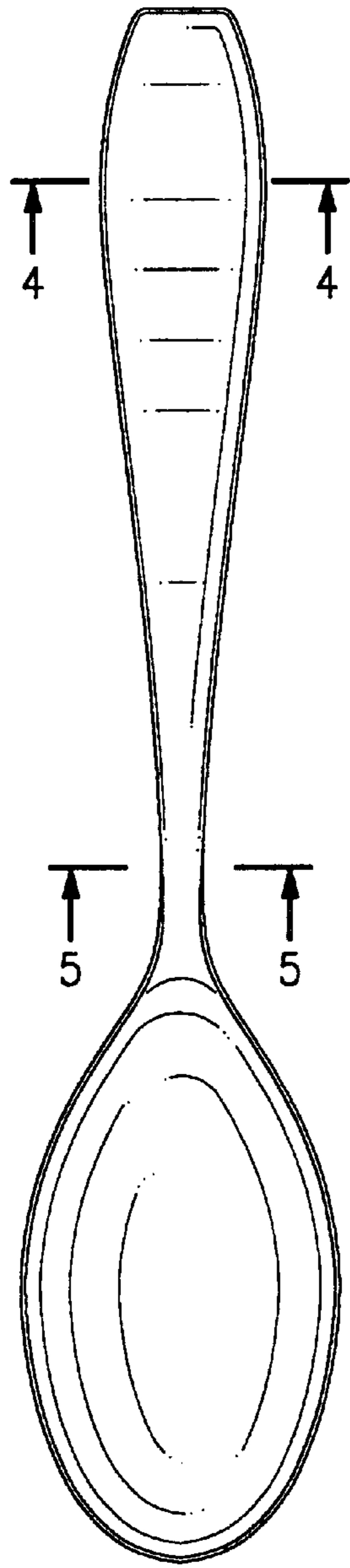


FIG. 1

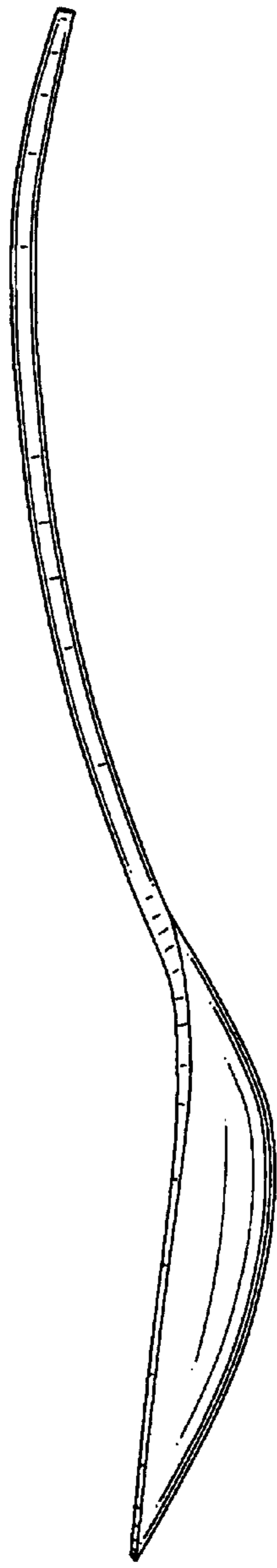


FIG. 2

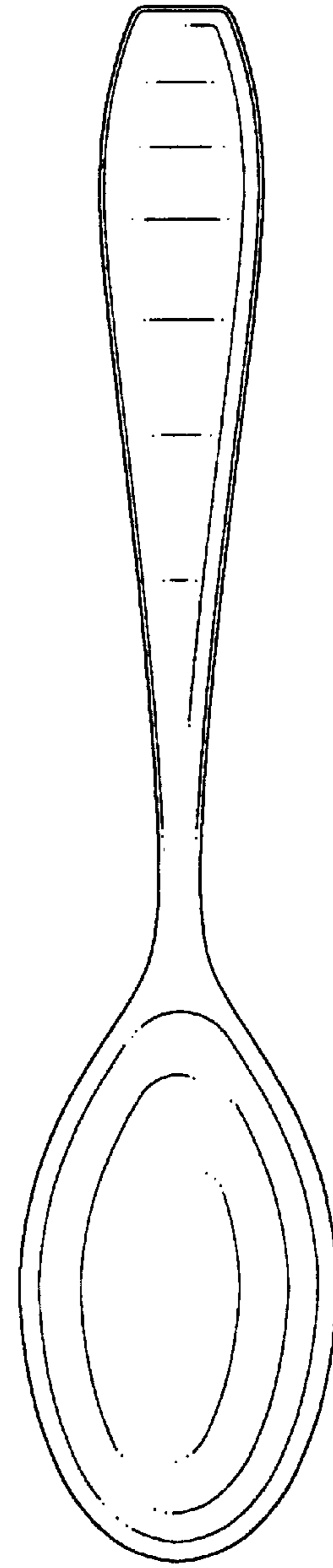


FIG. 3



FIG. 4



FIG. 5