



US00D511653S

(12) **United States Design Patent** (10) **Patent No.:** **US D511,653 S**  
**Oas** (45) **Date of Patent:** **\*\* Nov. 22, 2005**

(54) **MUG WITH CLIP**  
 (75) Inventor: **Daniel Oas**, El Monte, CA (US)  
 (73) Assignee: **Calibre International LLC**, Irwindale, CA (US)  
 (\*\*) Term: **14 Years**  
 (21) Appl. No.: **29/194,826**  
 (22) Filed: **Dec. 1, 2003**  
 (51) **LOC (8) Cl.** ..... **07-01**  
 (52) **U.S. Cl.** ..... **D7/507; D7/510; D7/533**  
 (58) **Field of Search** ..... D7/507, 509, 510, D7/511, 523, 533, 536, 620; 220/717, 756, 705, 710, 714, 729, 675, 630; 206/217, 541; D3/202, 215, 229; 222/129, 473, 175, 148.1; 224/449, 148.7, 148.4, 148.5; 248/312; D9/337, 522, 529, 530, 540, 556, 537; D24/197; D12/411, 114; 215/11.1, 384

D467,124 S \* 12/2002 Janky ..... D7/533  
 D469,309 S \* 1/2003 Janky ..... D7/510  
 D472,425 S \* 4/2003 Hurlbut et al. .... D7/510  
 D479,671 S \* 9/2003 Gluck ..... D7/533  
 D480,918 S \* 10/2003 Belton et al. .... D7/533  
 D480,919 S \* 10/2003 Bin ..... D7/533  
 D481,590 S \* 11/2003 Lin ..... D7/510  
 D481,591 S \* 11/2003 Lin ..... D7/533  
 D482,238 S \* 11/2003 Lin ..... D7/536  
 D483,997 S \* 12/2003 Copeland ..... D7/536  
 D486,697 S \* 2/2004 Copeland ..... D7/536  
 D489,574 S \* 5/2004 Copeland ..... D7/536  
 D493,068 S \* 7/2004 Slater ..... D7/510  
 D501,758 S \* 2/2005 Lebedev ..... D7/536

\* cited by examiner

*Primary Examiner*—M. N. Pandozzi  
 (74) *Attorney, Agent, or Firm*—Brian M. Carpenter

(57) **CLAIM**

The ornamental design for a mug with clip, as shown and described.


**DESCRIPTION**

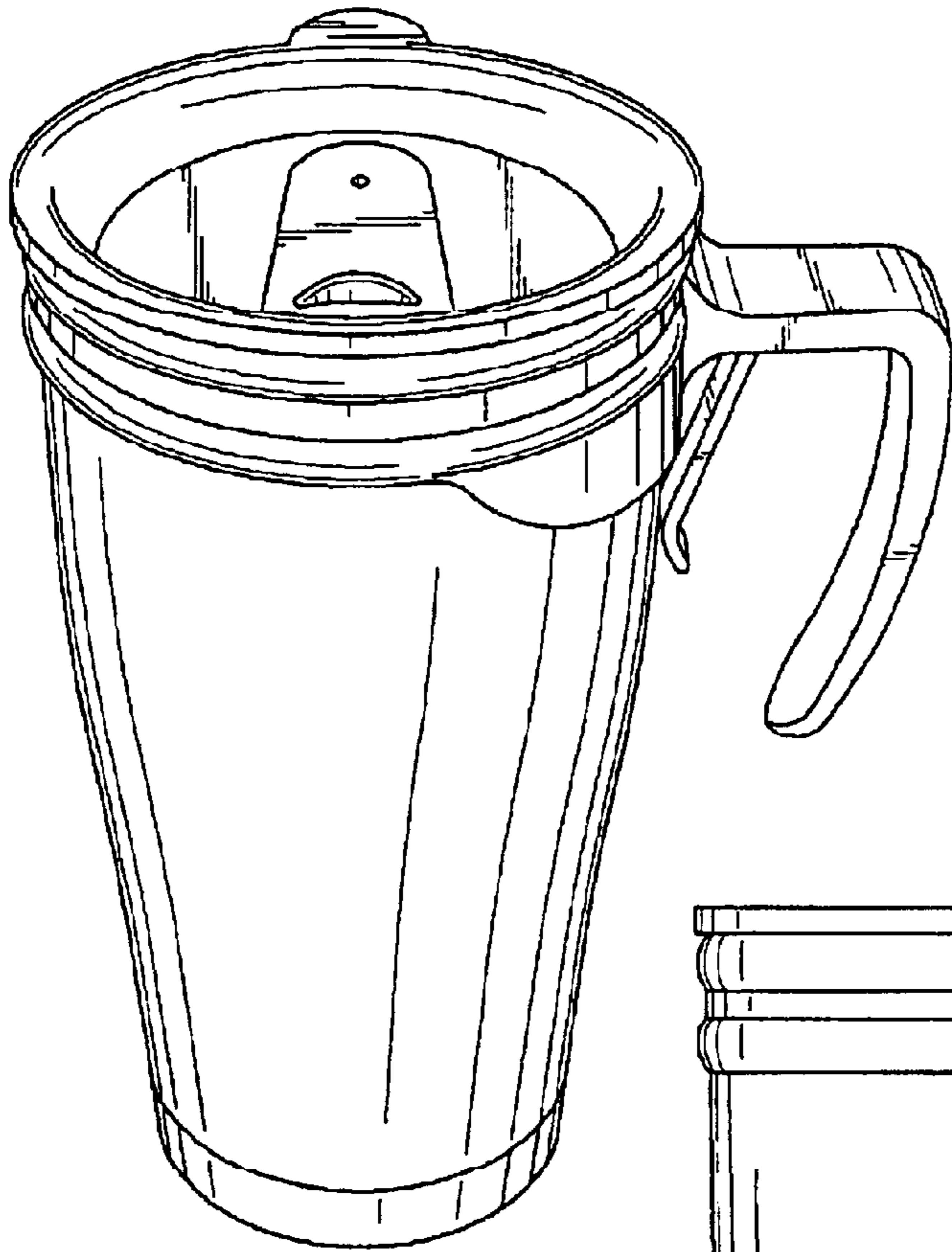
FIG. 1 is a perspective view of a mug with clip;  
 FIG. 2 is a right side elevational view of the mug with clip of FIG. 1;  
 FIG. 3 is a left side elevational view of the mug with clip of FIG. 1;  
 FIG. 4 is a front side elevational view of the mug with clip of FIG. 1;  
 FIG. 5 is a back side elevational view of the mug with clip of FIG. 1;  
 FIG. 6 is a bottom plan view of the mug with clip of FIG. 1; and,  
 FIG. 7 is a top plan view of the mug with clip of FIG. 1.

**1 Claim, 3 Drawing Sheets**

(56) **References Cited**  
 U.S. PATENT DOCUMENTS

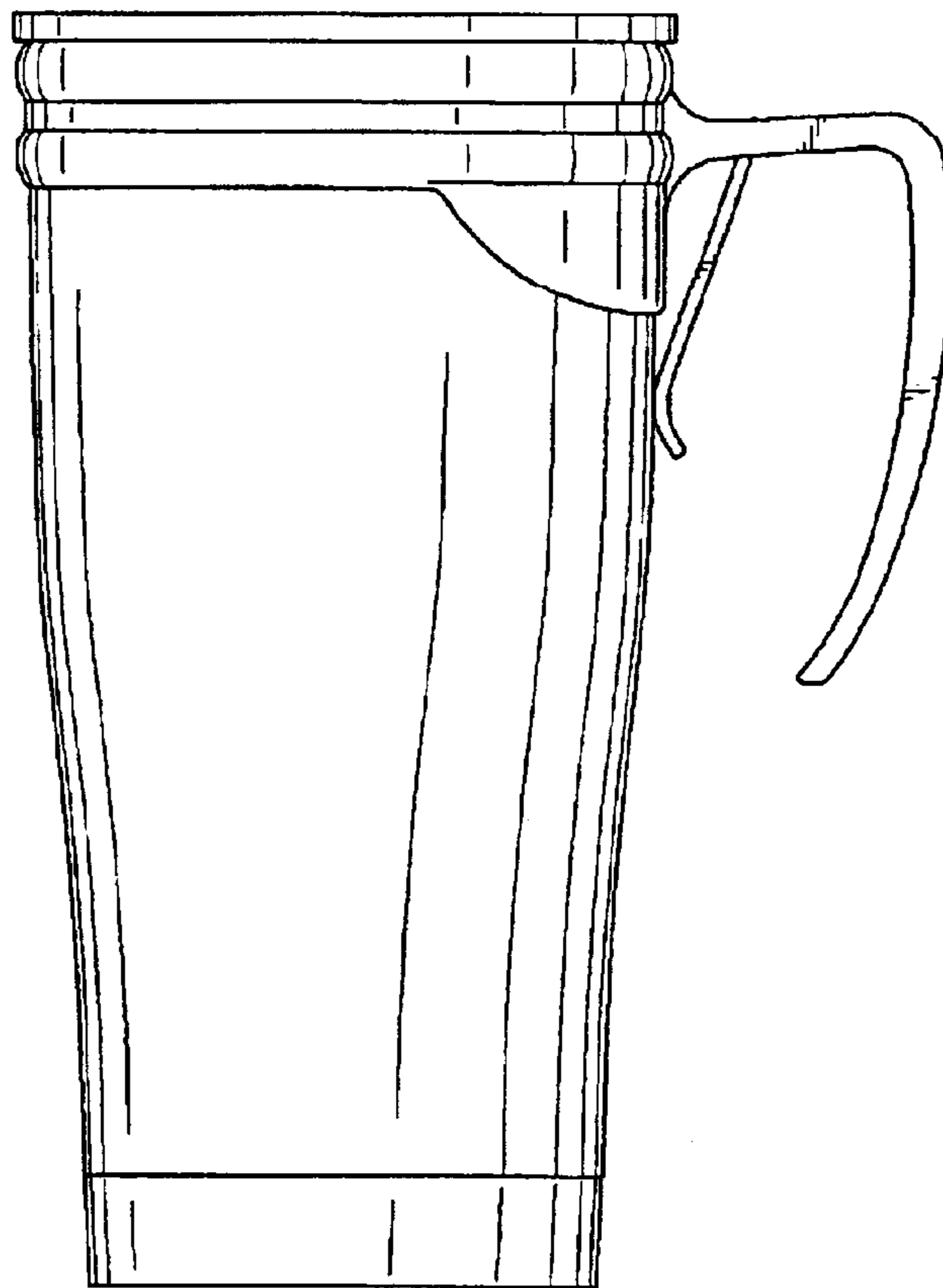
D291,044 S \* 7/1987 Canning ..... D7/620  
 4,955,572 A \* 9/1990 Simmons ..... 248/312  
 D351,341 S \* 10/1994 Hung ..... D9/337  
 D396,777 S \* 8/1998 Inoue ..... D7/511  
 D398,815 S \* 9/1998 Hatsumoto et al. .... D7/533  
 D406,011 S \* 2/1999 Hatsumoto et al. .... D7/510  
 D420,254 S \* 2/2000 Park ..... D7/510  
 D424,878 S \* 5/2000 Freed ..... D7/533  
 D439,473 S \* 3/2001 Lin ..... D7/510  
 6,260,731 B1 \* 7/2001 Cummings ..... 220/717  
 6,279,794 B1 \* 8/2001 Miyazaki ..... 224/148.7  
 D462,575 S \* 9/2002 Gluck ..... D7/510  
 D462,578 S \* 9/2002 Janky ..... D7/533



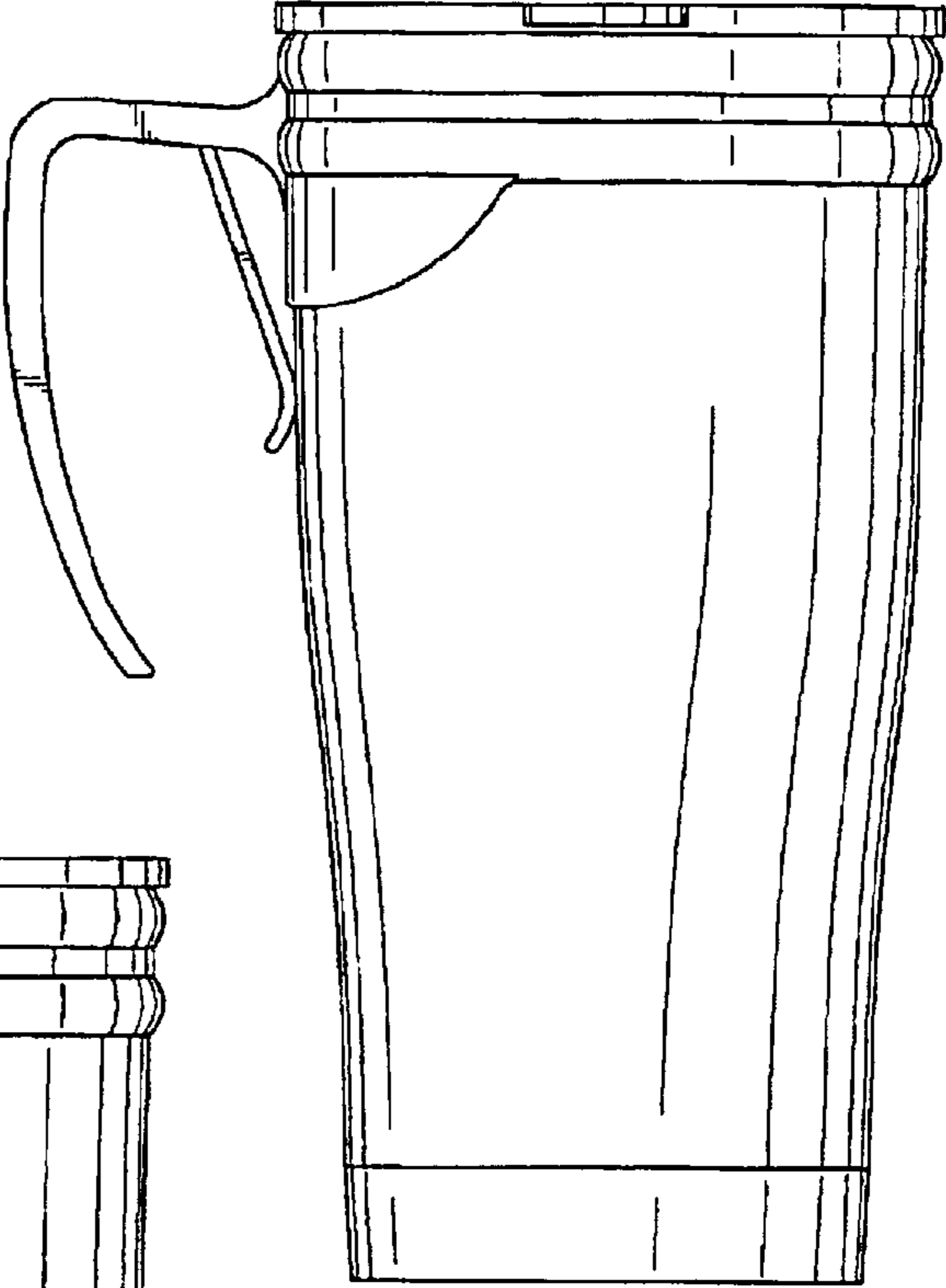


*FIG. 1*

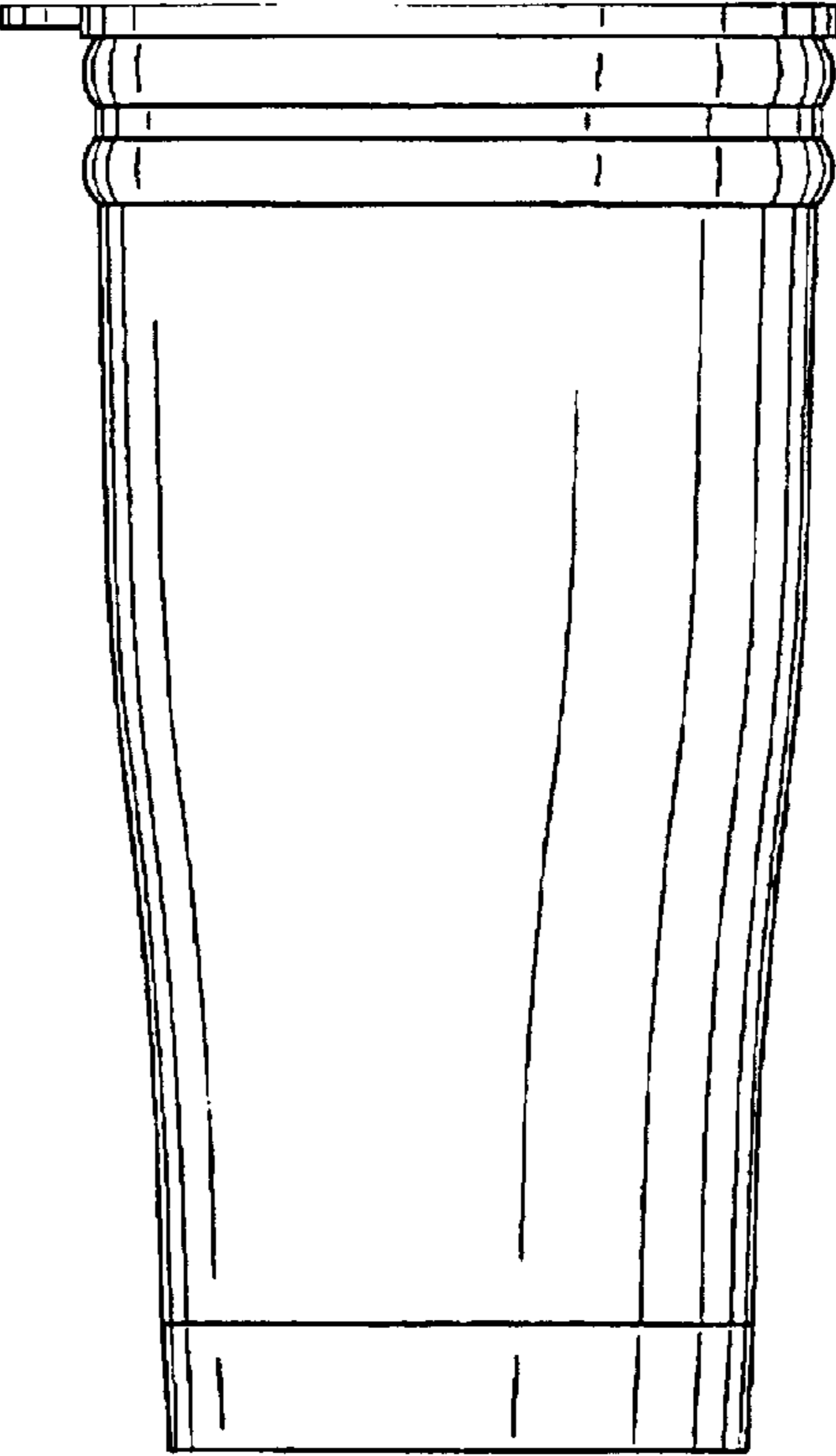
*FIG. 2*



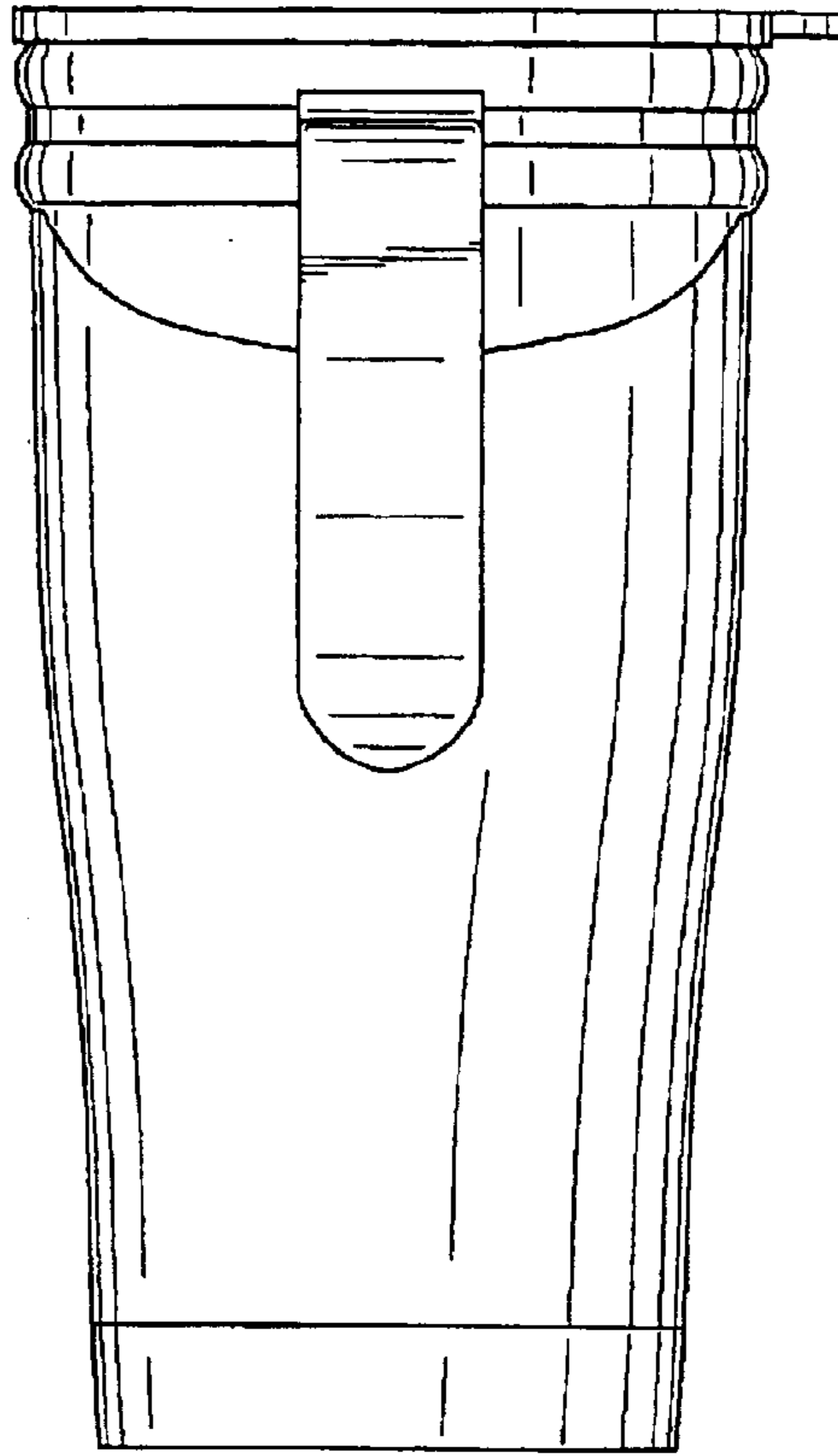
*FIG. 3*



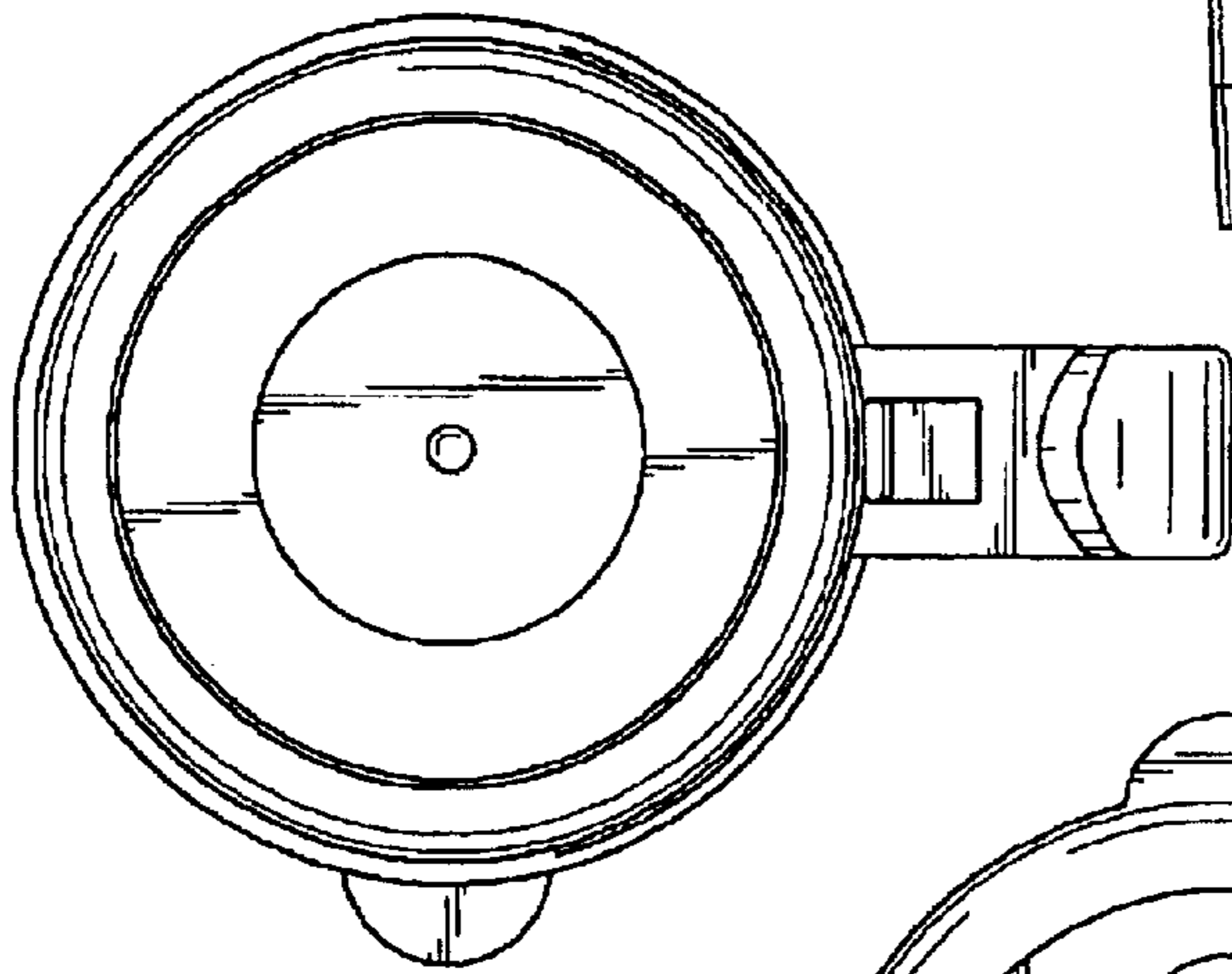
*FIG. 4*



*FIG. 5*



*FIG. 6*



*FIG. 7*

