



US00D511651S

(12) **United States Design Patent**
Grützke et al.

(10) **Patent No.:** **US D511,651 S**

(45) **Date of Patent:** **** Nov. 22, 2005**

(54) **STOVE FRONT**

(75) Inventors: **Joachim Grützke**, New Bern, NC
(US); **Thomas Knöller**, Karlsruhe
(DE); **Ralf Grobleben**, Bretten (DE)

(73) Assignee: **BSH Bosch und Siemens Hausgeraete GmbH**, Munich (DE)

(**) Term: **14 Years**

(21) Appl. No.: **29/211,908**

(22) Filed: **Aug. 24, 2004**

(30) **Foreign Application Priority Data**

Feb. 24, 2004 (EP) EM000144100-0001

(51) **LOC (8) Cl.** **07-02**

(52) **U.S. Cl.** **D7/405**

(58) **Field of Search** D7/339-408; 126/273 R,
126/21 A, 198, 200; 219/400, 391-392,
422-423, 445-446

(56) **References Cited**

U.S. PATENT DOCUMENTS

D364,529 S * 11/1995 Wilsdorf D7/340

D375,867 S * 11/1996 Sparks D7/340

D399,390 S * 10/1998 Baldwin D7/405
D468,962 S * 1/2003 Jones et al. D7/405
2004/0004068 A1 * 1/2004 Atkinson 219/413

* cited by examiner

Primary Examiner—Catherine R. Oliver

(74) *Attorney, Agent, or Firm*—John T. Winburn; Russell
W. Warmack; Craig J. Loest

(57) **CLAIM**

The ornamental design for a stove front, as shown and described.

DESCRIPTION

FIG. 1 is a perspective view of a stove front showing our ornamental design;

FIG. 2 is a front view of the stove front shown in FIG. 1;


FIG. 3 is a top view of the stove front shown in FIG. 1;

FIG. 4 is a left side view of the stove front shown in FIG. 1; and,

FIG. 5 is a right side view of the stove front shown in FIG. 1.

The broken line showing of environment in the drawings is for illustrative purposes only and forms no part of the claimed design.

1 Claim, 3 Drawing Sheets






FIG. 1

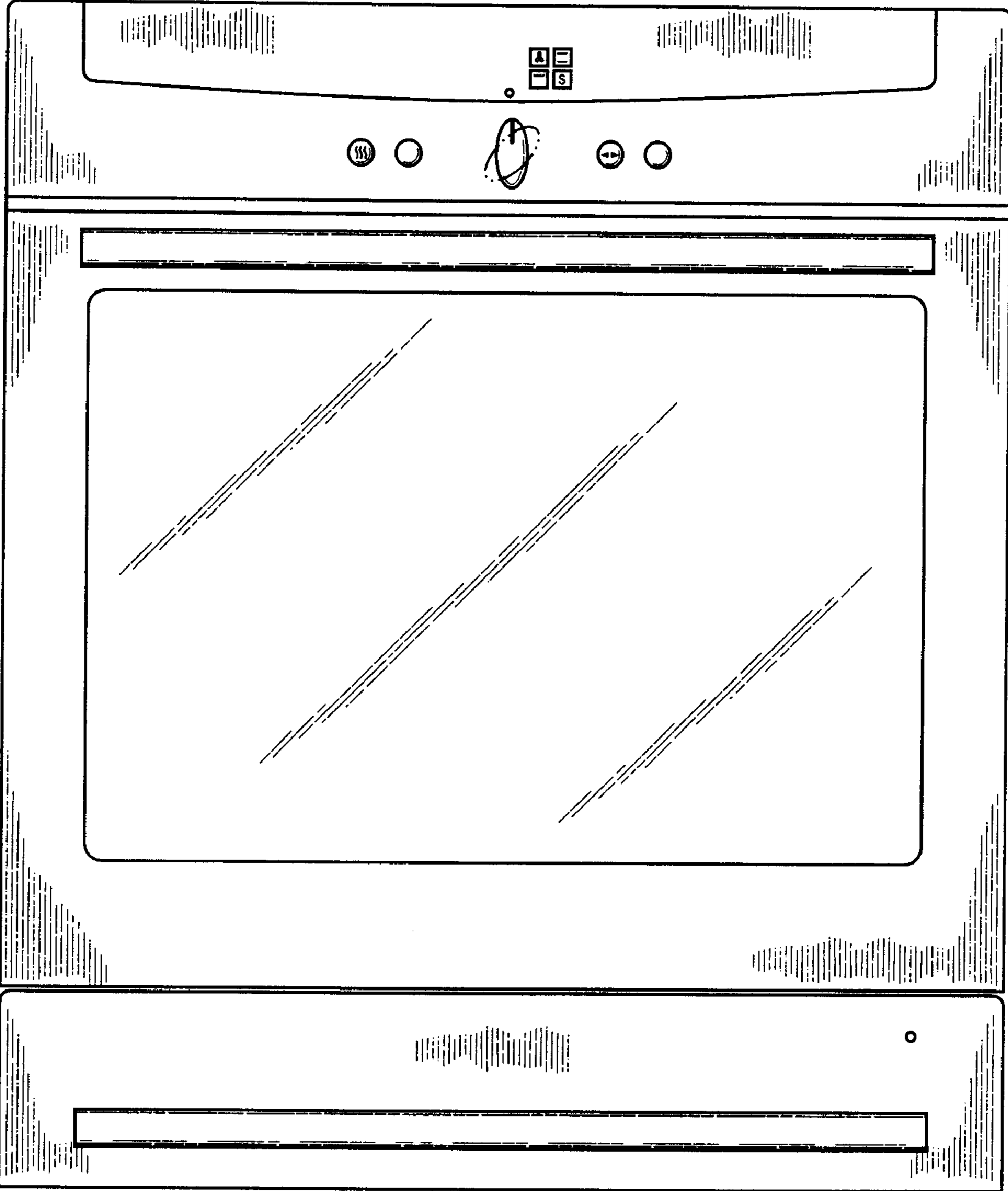


FIG. 2

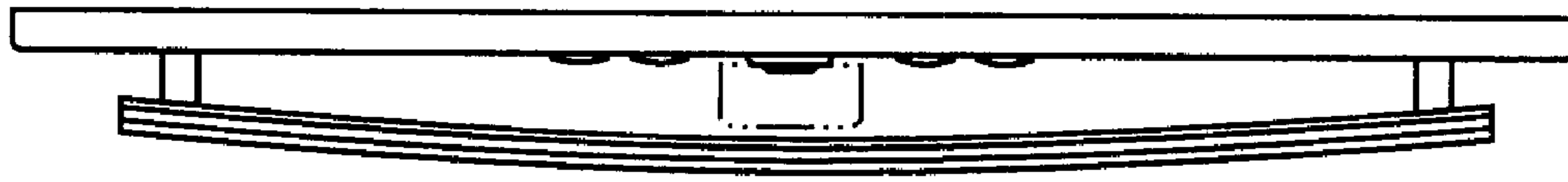


FIG. 3



FIG. 4

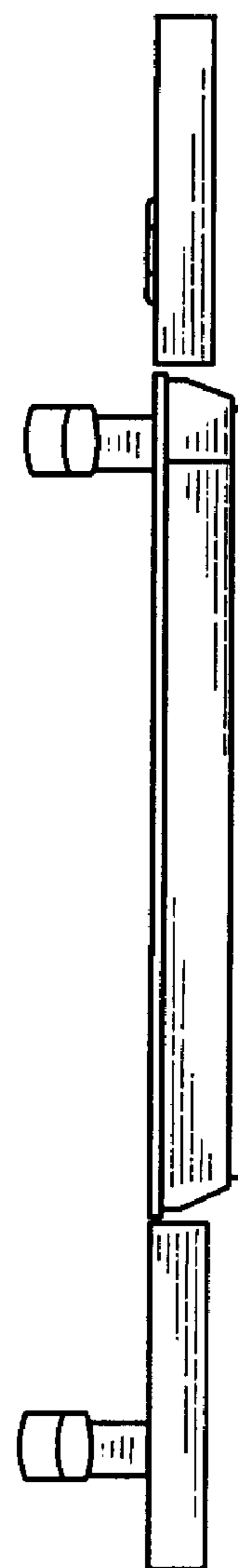


FIG. 5