



US00D511645S

(12) **United States Design Patent** (10) **Patent No.:** **US D511,645 S**
Fort et al. (45) **Date of Patent:** **** Nov. 22, 2005**

(54) **UTENSIL HANDLE**
(75) Inventors: **Tucker Fort**, New York, NY (US);
Sally Rumble, New York, NY (US);
Terri Webb, Elmhurst, IL (US)
(73) Assignee: **Columbia Insurance Company**,
Omaha, NE (US)
(**) Term: **14 Years**
(21) Appl. No.: **29/208,633**
(22) Filed: **Jun. 30, 2004**
(51) **LOC (8) Cl.** **07-02**
(52) **U.S. Cl.** **D7/395**
(58) **Field of Search** D7/395, 393, 688,
D7/691, 653-664, 642-645; D8/107; 264/254;
D10/46.3; 30/324, 340, 147-150, 322-328

(56) **References Cited**

U.S. PATENT DOCUMENTS

D193,266 S 7/1962 Wada
4,969,268 A 11/1990 Kelly, III
5,376,325 A * 12/1994 Ormson 264/254
5,398,369 A 3/1995 Heinzelman et al.
5,675,867 A 10/1997 Howie, Jr.
5,740,586 A 4/1998 Gomas
5,781,958 A 7/1998 Meessmann et al.
D413,772 S * 9/1999 Durbin D7/688
5,964,009 A 10/1999 Hoepfl et al.
6,070,329 A 6/2000 Gibbs
6,108,869 A 8/2000 Meessmann et al.
6,276,734 B1 8/2001 Krieger
6,298,516 B1 10/2001 Beals et al.
6,408,524 B1 * 6/2002 Lai 30/324
D461,992 S * 8/2002 Laib D7/393
6,453,562 B1 * 9/2002 Hakim 30/324
6,513,198 B2 2/2003 Lu
6,601,272 B2 8/2003 Stvartak et al.
6,647,828 B2 11/2003 Hakim

D482,939 S * 12/2003 Lillelund et al. D7/691
6,662,406 B2 12/2003 Shonfeld et al.
D491,419 S * 6/2004 White et al. D7/653
D494,877 S * 8/2004 Kempe et al. D10/46.3
2003/0070259 A1 4/2003 Brown et al.
2003/0172498 A1 9/2003 Polzin et al.

OTHER PUBLICATIONS

WEBSITE—> <http://homepage.ntlworld.com/freeman-smith/images/spoon.jpg>.
Hong Kong Enterprise Magazine, vol. 10, 1998, Hong Kong Trade Development Council; Display Ad: Wing Hung Industrial Co., Ltd, p. 18.*
Hong Kong Enterprise Magazine, vol. 10, 1998, Hong Kong Trade Development Council; Display Ad: United Pacific Enterprises Limited, p. 1398.*

* cited by examiner

Primary Examiner—Ruth McInroy
Assistant Examiner—Terrence Huang
(74) *Attorney, Agent, or Firm*—Neal, Gerber & Eisenberg LLP


(57) **CLAIM**

The ornamental design for a utensil handle, as shown.

DESCRIPTION

FIG. 1 is a perspective view of the utensil handle showing our new design;
FIG. 2 is an enlarged top plan view thereof;
FIG. 3 is an enlarged bottom plan view thereof;
FIG. 4 is an enlarged side view thereof, the opposite side being a mirror image;
FIG. 5 is an enlarged front elevational view thereof; and,
FIG. 6 is an enlarged rear elevational view thereof.
The broken lines are for illustrative purposes only and form no part of the claimed design.

1 Claim, 4 Drawing Sheets



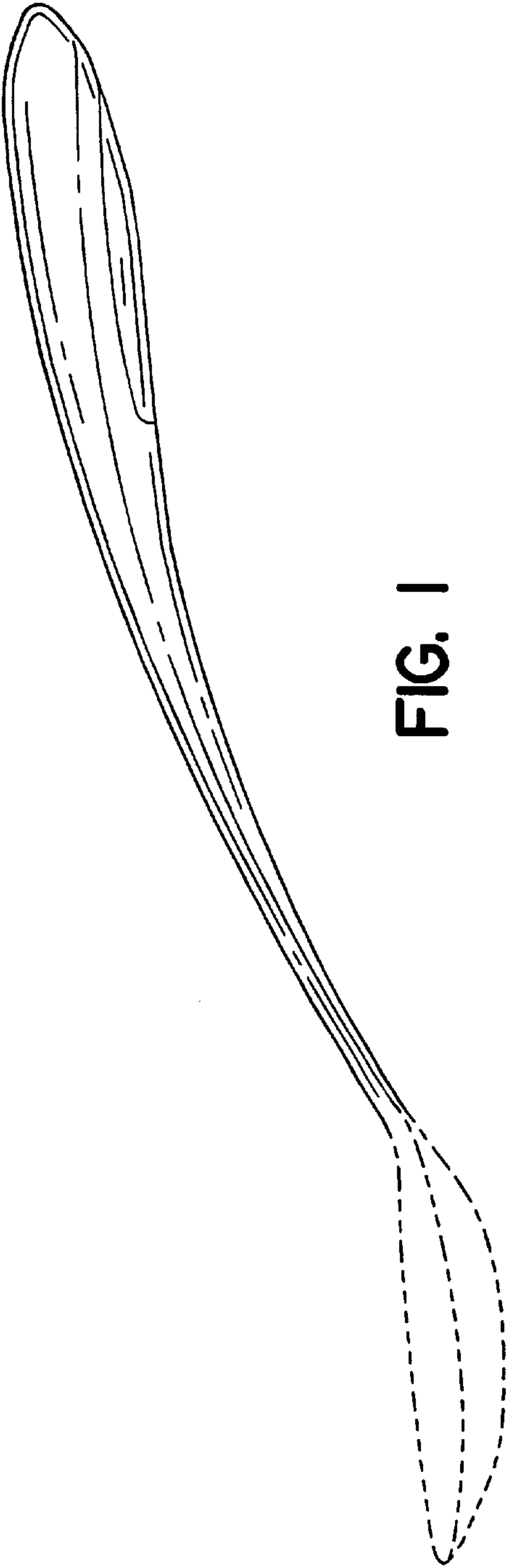


FIG. 1

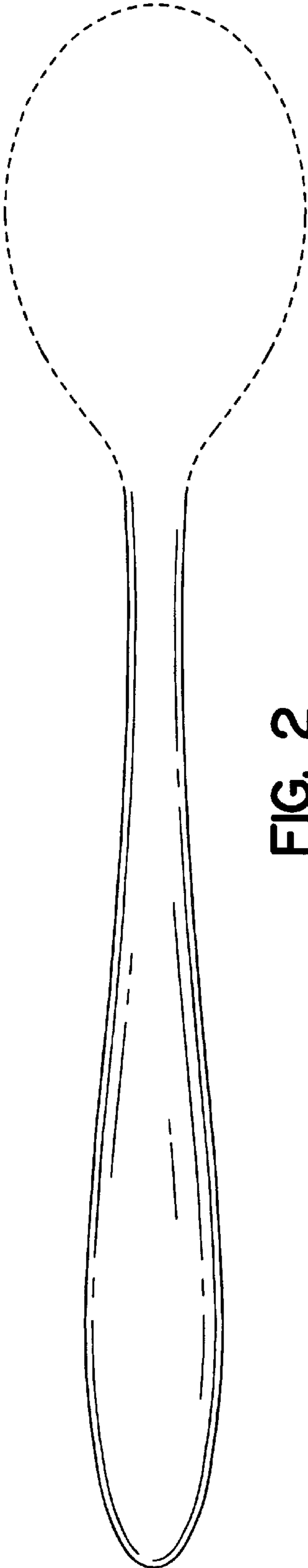


FIG. 2

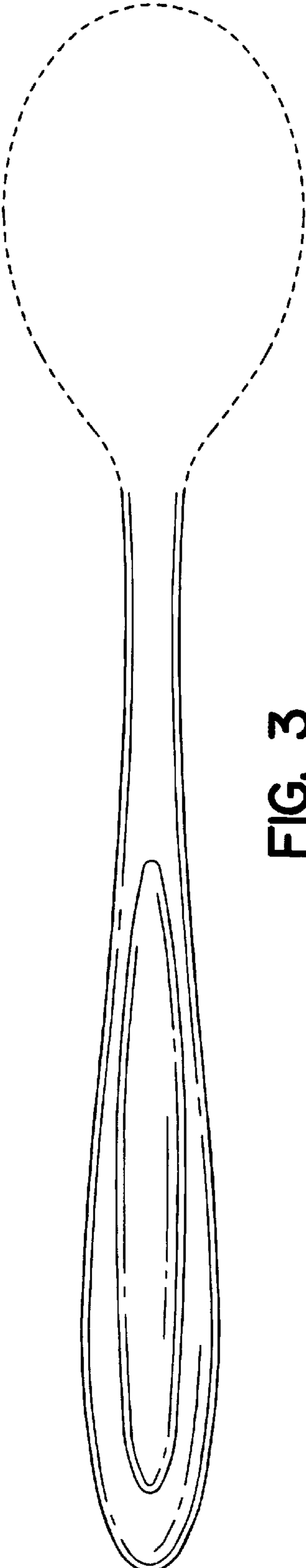


FIG. 3

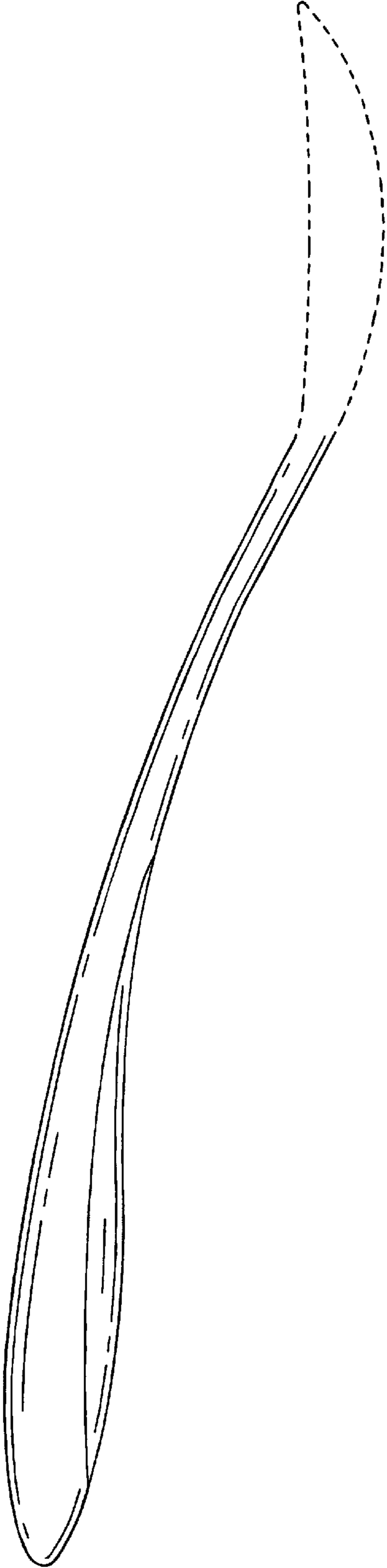


FIG. 4

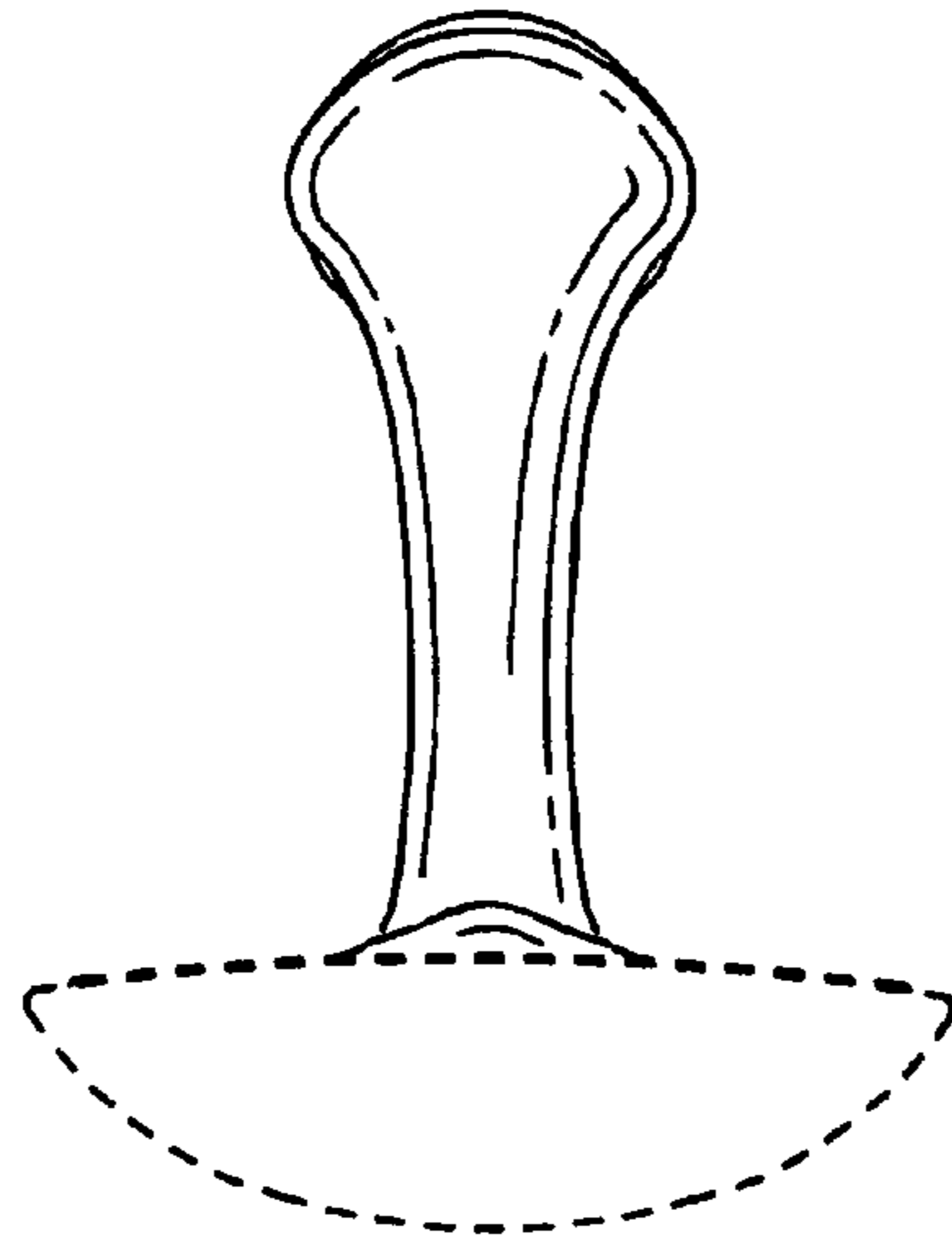


FIG. 5

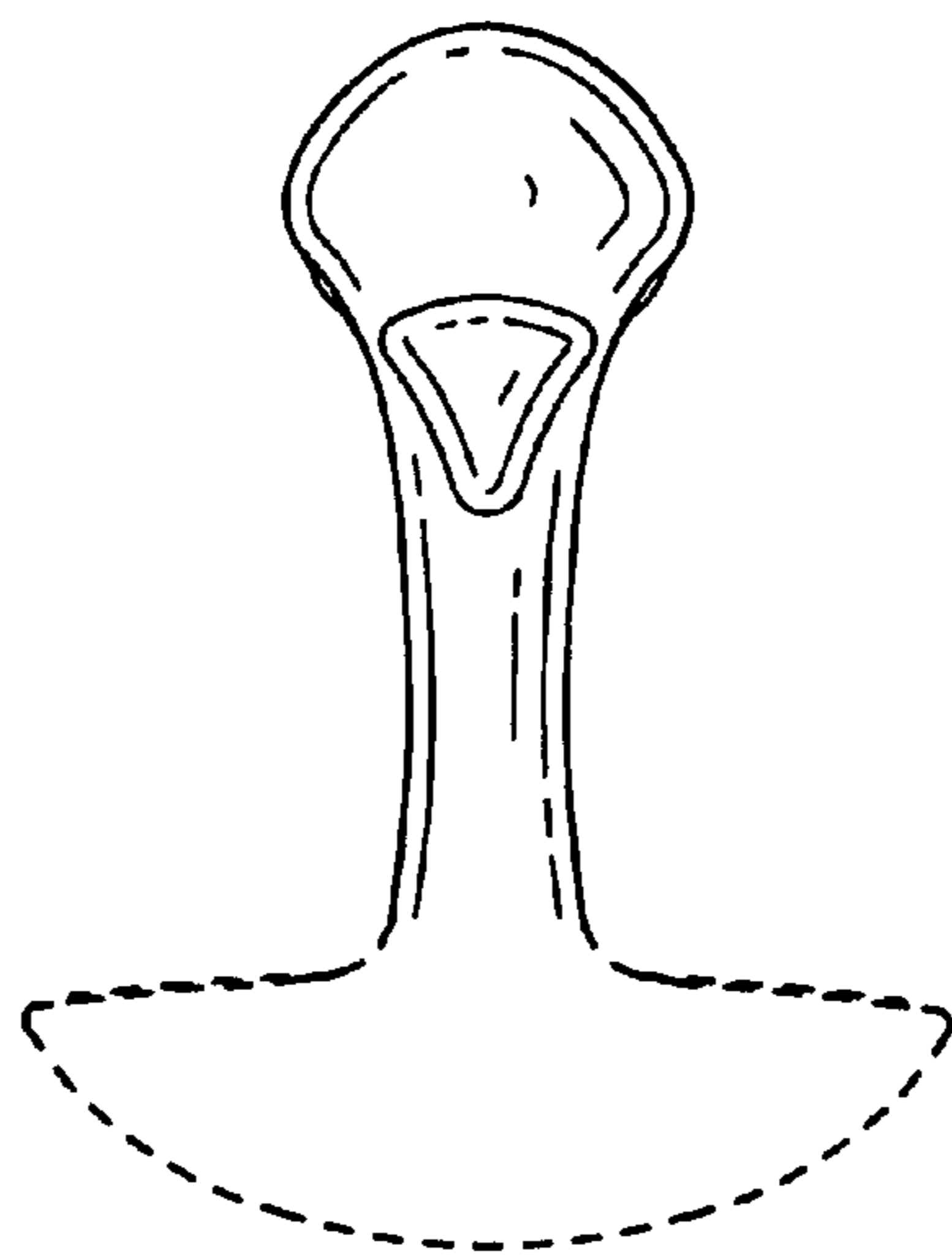


FIG. 6