

US00D511636S

(12) **United States Design Patent**
Cox

(10) **Patent No.:** **US D511,636 S**
(45) **Date of Patent:** **** Nov. 22, 2005**

- (54) **FURNITURE LEG**
- (75) **Inventor:** **Justin A. Cox, Lamar, MO (US)**
- (73) **Assignee:** **O'Sullivan Industries, Inc., Lamar, MO (US)**
- (**) **Term:** **14 Years**
- (21) **Appl. No.:** **29/199,012**
- (22) **Filed:** **Feb. 6, 2004**
- (51) **LOC (8) Cl.** **06-06**
- (52) **U.S. Cl.** **D6/495**
- (58) **Field of Search** D6/480-489, 495-499, D6/429-431, 511, 477, 422-428; 108/150, 153.1, 156, 157.1, 161, 65, 69, 77, 79, 83, 86; 248/188, 188.1, 188.8

- 6,138,979 A 10/2000 Morman
- D435,368 S * 12/2000 Tzeng D6/480
- 6,155,530 A 12/2000 Borgen
- 6,186,453 B1 2/2001 Redbone
- 6,216,713 B1 4/2001 Kennan
- D456,632 S * 5/2002 Chang D6/425
- 6,439,519 B1 8/2002 Takamasa
- D472,405 S * 4/2003 Tzeng D6/484
- D474,355 S * 5/2003 Sexton D6/484
- 6,585,213 B1 7/2003 Olivier

(56) **References Cited**
U.S. PATENT DOCUMENTS

- 2,729,019 A 11/1956 Breeden
- 3,177,884 A 4/1965 Thro
- 4,219,099 A 8/1980 Sacks
- 4,718,631 A 1/1988 Reynolds et al.
- 4,880,077 A 11/1989 Verse et al.
- 4,940,203 A 7/1990 Hayakawa
- 5,007,607 A 4/1991 Kim
- 5,042,764 A 8/1991 Carpinella et al.
- 5,169,104 A 12/1992 Kwoh
- 5,344,116 A 9/1994 Winkler
- 5,400,998 A 3/1995 Ma
- 5,771,990 A 6/1998 Liang
- 5,942,735 A 8/1999 Liang
- 6,113,083 A 9/2000 Pizanti et al.

OTHER PUBLICATIONS

Furniture Today, Apr. 16, 2001, p. 36 table leg.*

* cited by examiner

Primary Examiner—Janice E. Seeger
(74) *Attorney, Agent, or Firm*—Haynes and Boone, LLP

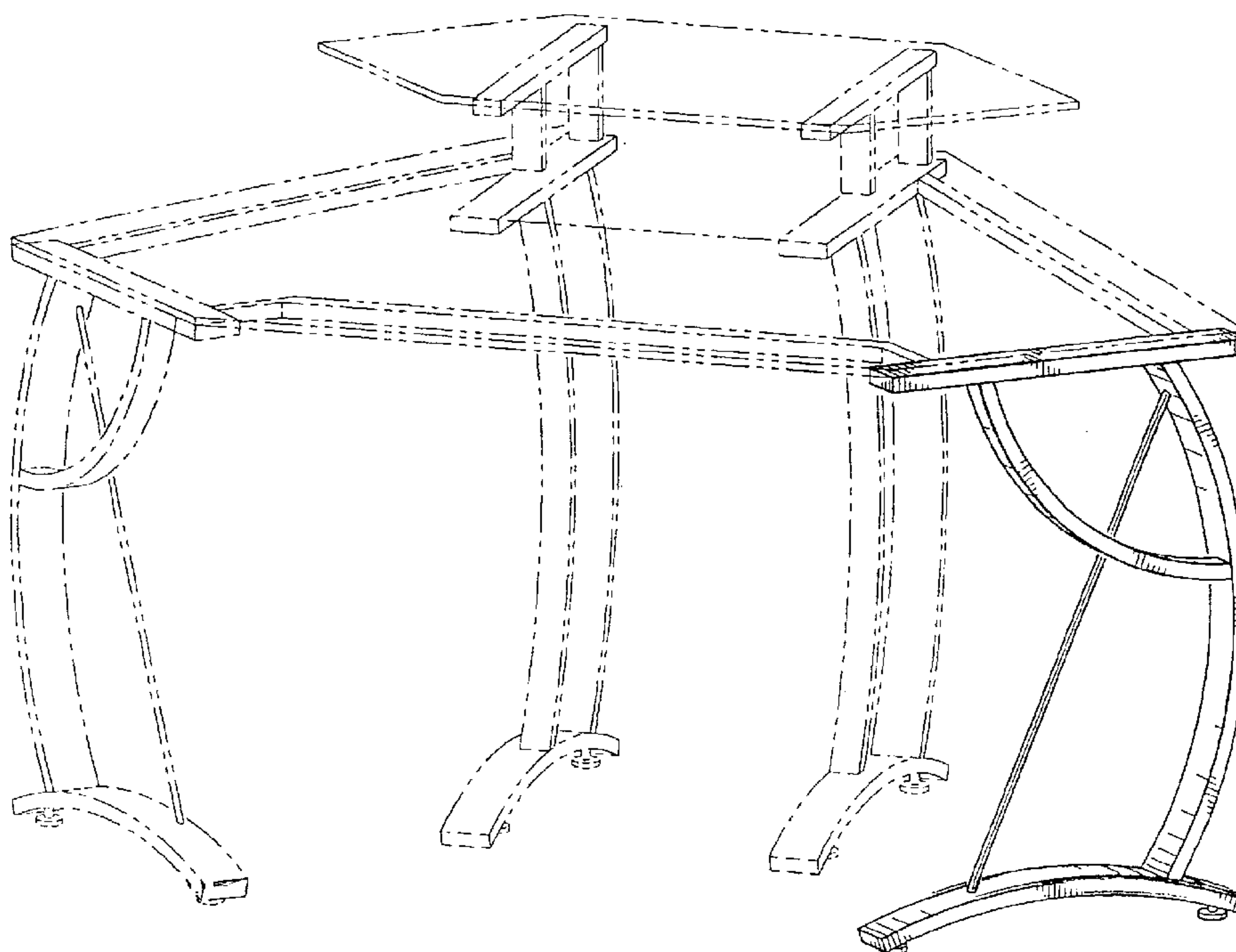
(57) **CLAIM**

The ornamental design for a furniture leg, as shown and described.

DESCRIPTION

FIG. 1 is a perspective view of the furniture leg showing my new design in a first environment;
FIG. 2 is a perspective view of the furniture leg showing my new design in a second environment;
FIG. 3 is a front view of the furniture leg;
FIG. 4 is a right view of the furniture leg;
FIG. 5 is a left view of the furniture leg;
FIG. 6 is a rear view of the furniture leg;
FIG. 7 is a top view of the furniture leg; and,
FIG. 8 is a bottom view of the furniture leg.

1 Claim, 3 Drawing Sheets



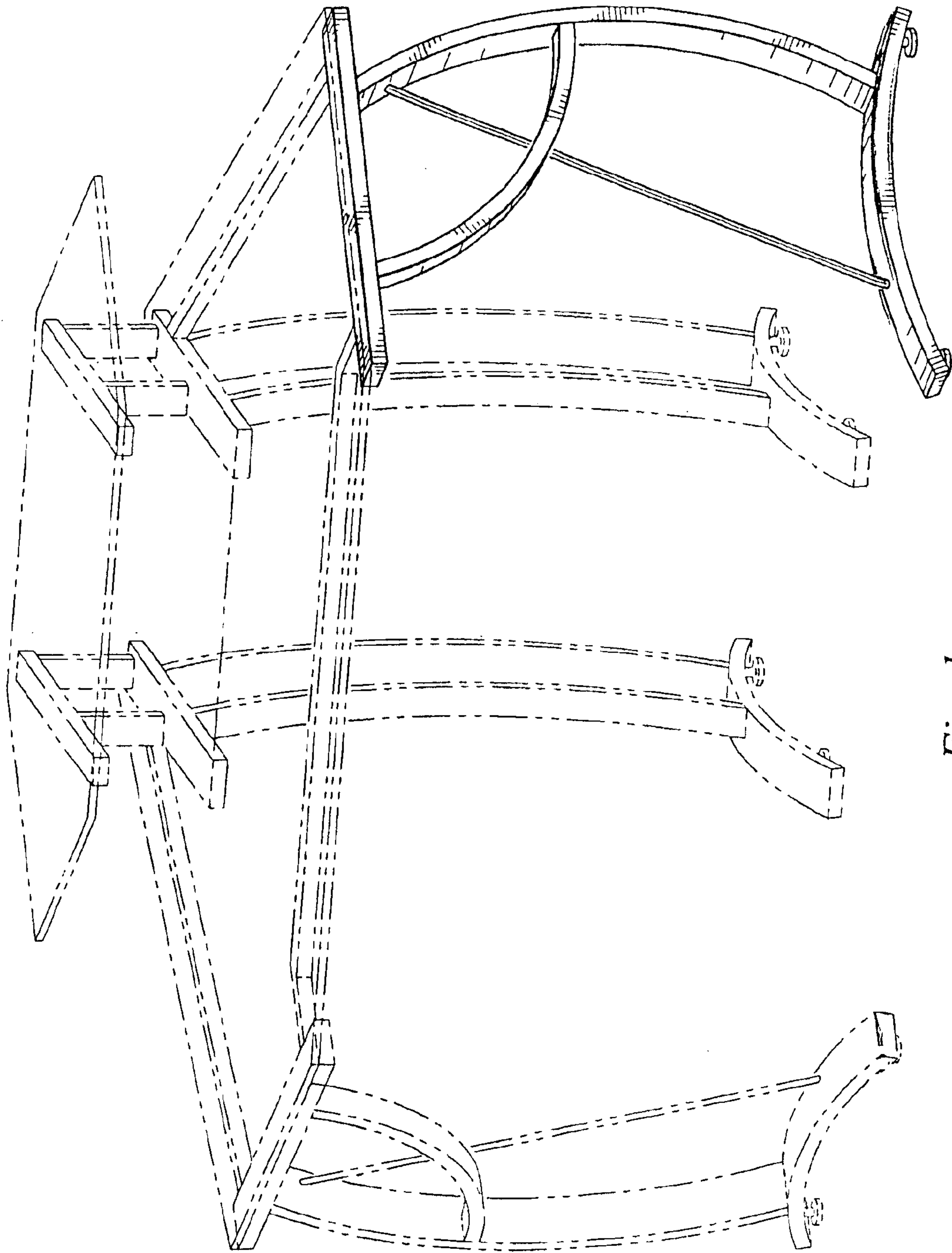


Fig. 1

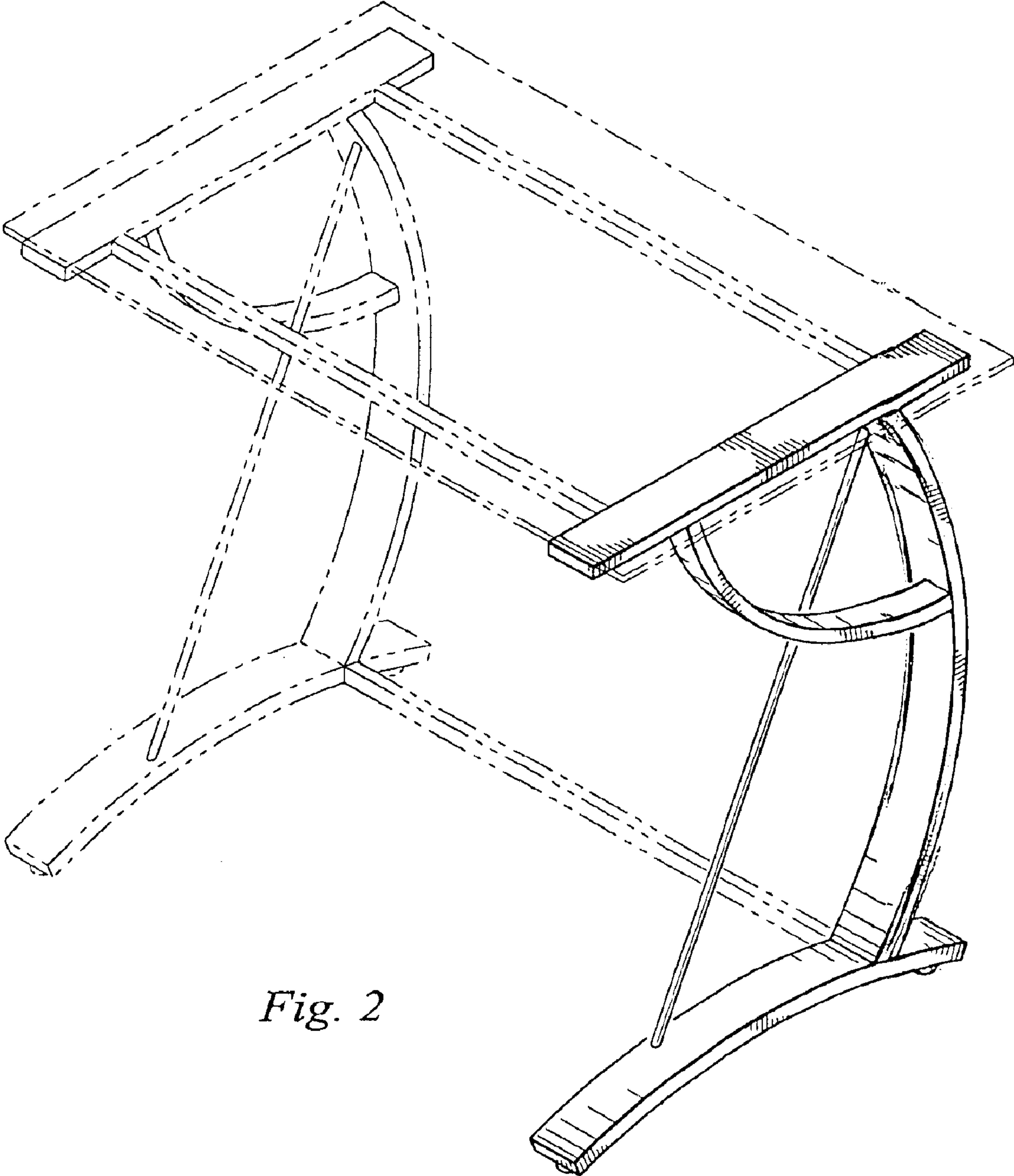


Fig. 2



Fig. 3

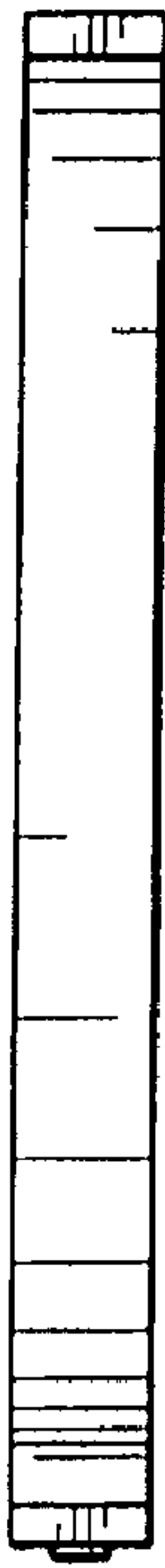


Fig. 6




Fig. 7



Fig. 8

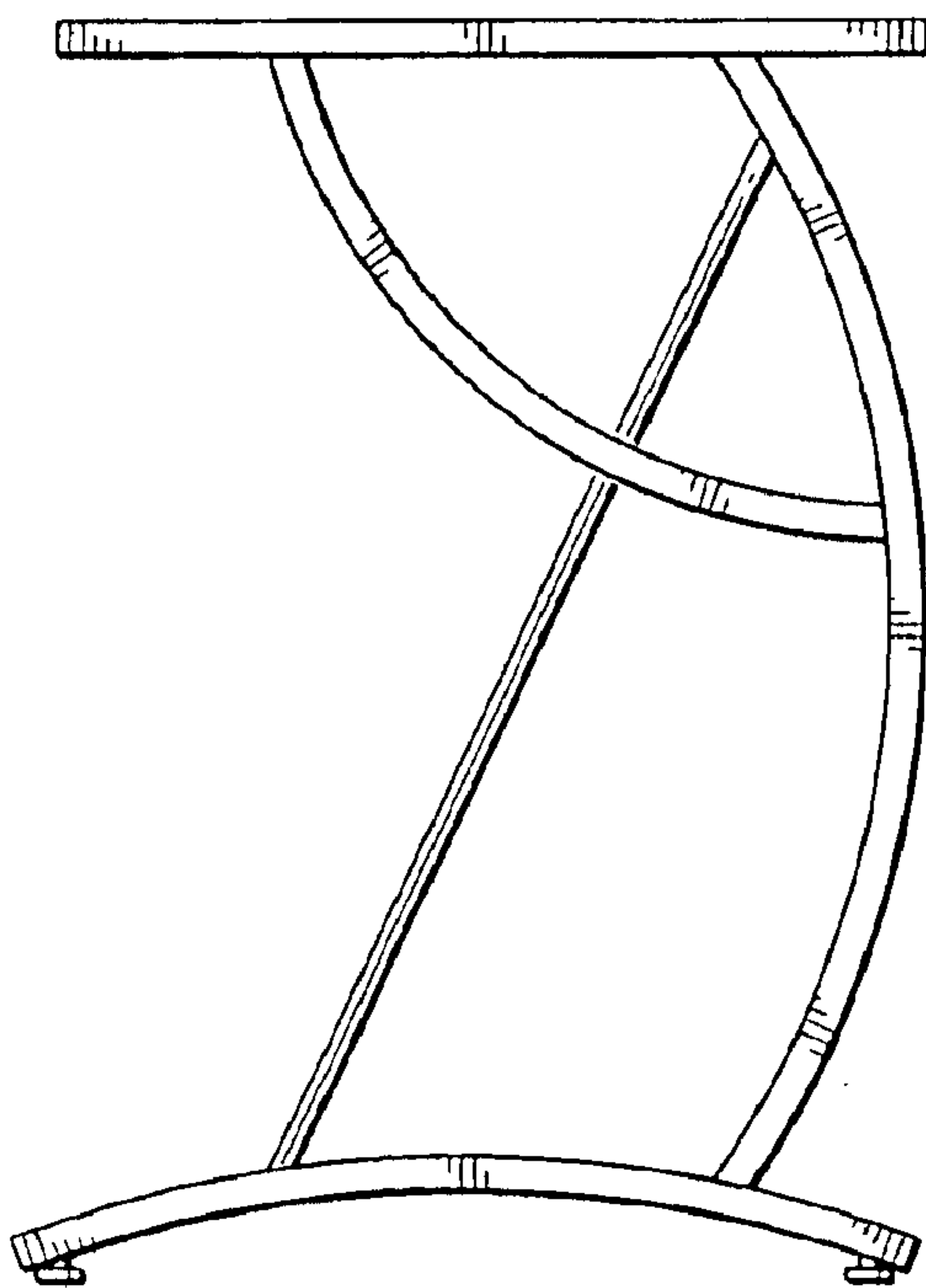


Fig. 4

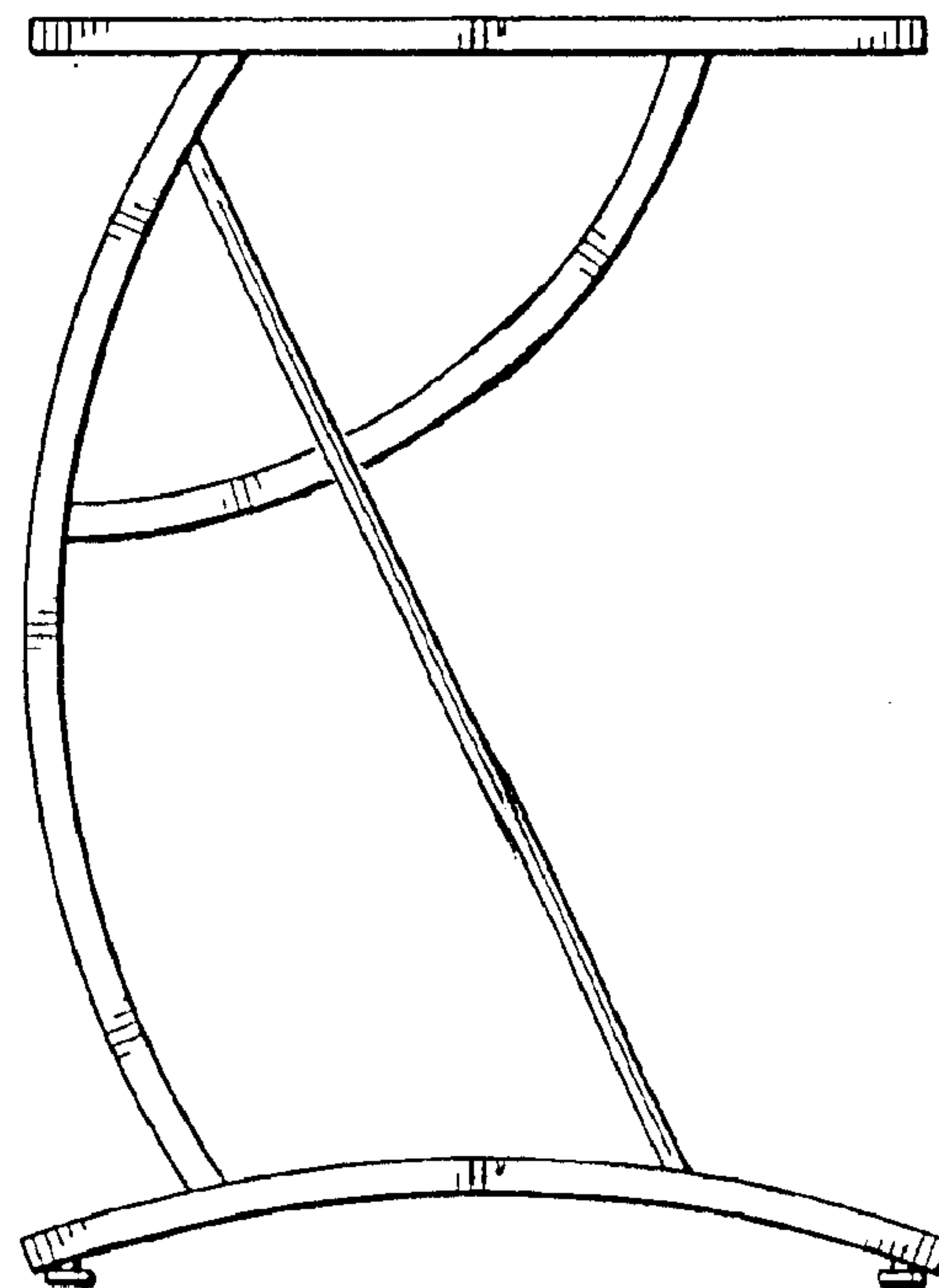


Fig. 5