



US00D511633S

(12) **United States Design Patent**
Viola

(10) **Patent No.:** **US D511,633 S**

(45) **Date of Patent:** **** Nov. 22, 2005**

(54) **REMOTE CONTROL HOLDER**

(76) **Inventor:** **Jeffrey Louis Viola**, 1738 Eaton St.,
Berkley, MI (US) 48072

(**) **Term:** **14 Years**

(21) **Appl. No.:** **29/175,309**

(22) **Filed:** **Feb. 3, 2003**

(51) **LOC (8) Cl.** **06-04**

(52) **U.S. Cl.** **D6/449**

(58) **Field of Search** D6/408, 411, 459,
D6/450, 456, 462, 467, 468, 469, 466,
465, 479, 475, 476, 510, 511, 517, 627,
629, 630; D14/251, 253; 211/13.1, 85.1,
85.2, 85.6, 26.1, 39-36, 40, 41.1, 41.12,
51, 74, 59.3, 85, 85.18, 85.23, 87.01, 90.01,
164, 199, 119.003; D7/698, 354, 409

(56) **References Cited**

U.S. PATENT DOCUMENTS

4,044,980 A * 8/1977 Cummins 248/456

4,991,817 A * 2/1991 VonKleist et al. 248/676
D455,755 S * 4/2002 Levine et al. D14/447
D472,767 S * 4/2003 Gebhardt et al. D7/552.1
D488,603 S * 4/2004 Bardenhagen-Shuster D32/58

* cited by examiner

Primary Examiner—Janice E. Seeger
Assistant Examiner—Sydney R. Buffalow

(57) **CLAIM**

The ornamental design for a remote control holder, as shown and described.

DESCRIPTION

FIG. 1 is a side perspective view of a remote control holder showing my new design;
FIG. 2 is a side plan view thereof, the opposite side being a mirror image; and,
FIG. 3 is a side plan view, the broken lines showing a coffee table are for environmental purposes only and form no part of the claimed design.

1 Claim, 1 Drawing Sheet

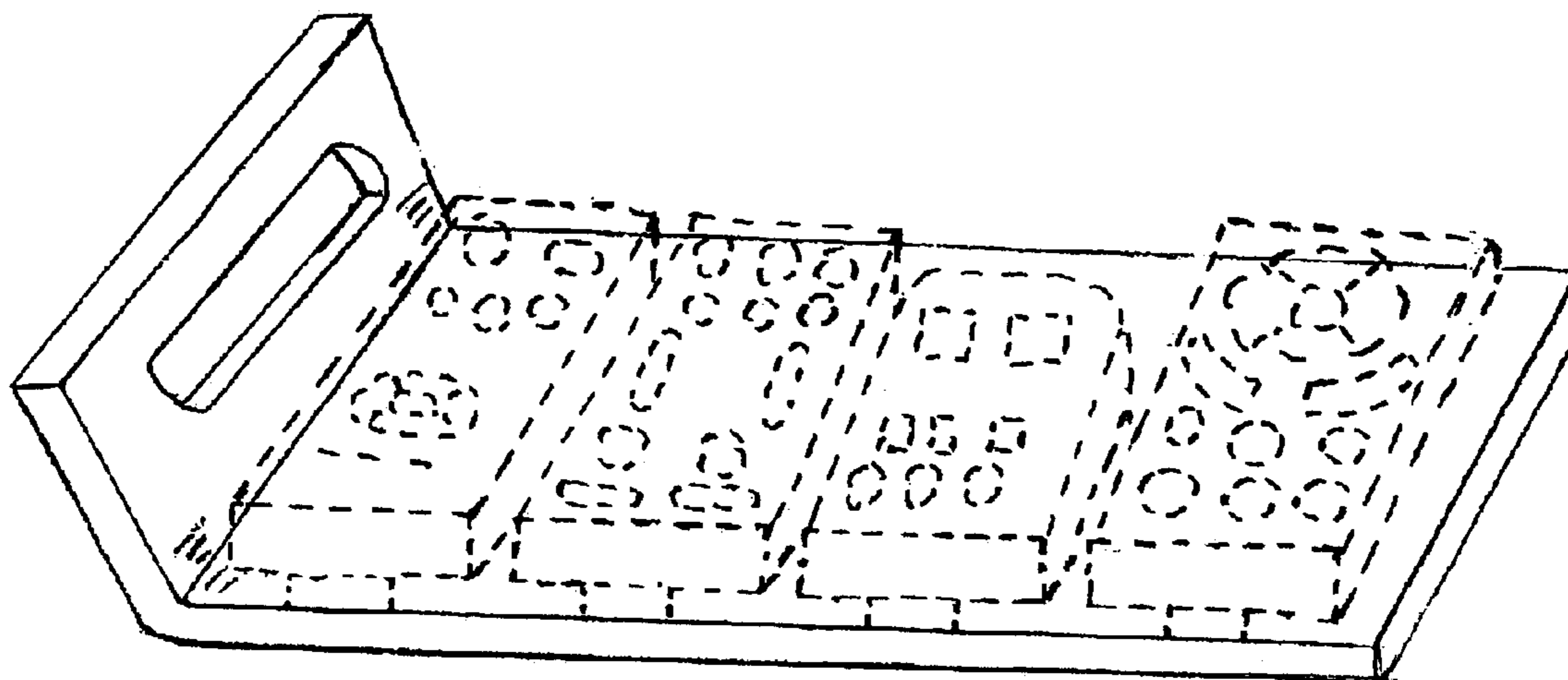


Fig. 1

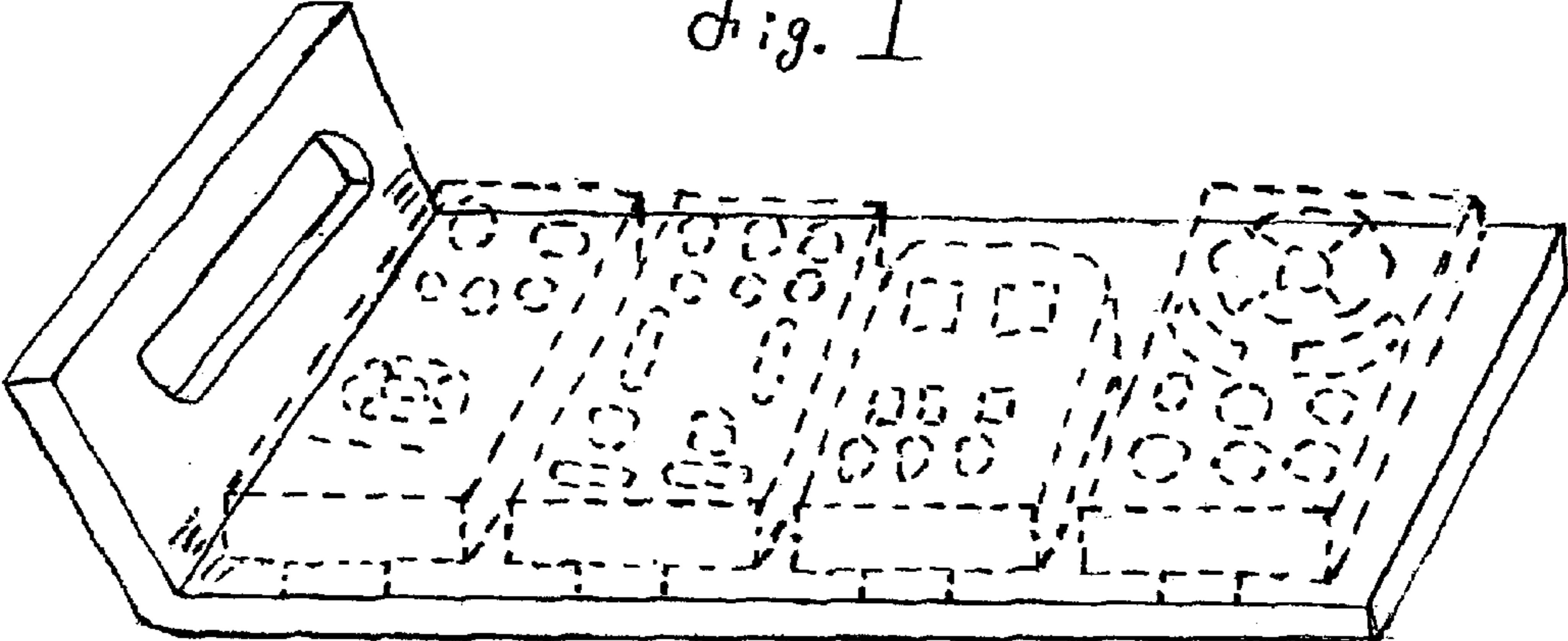


Fig. 2

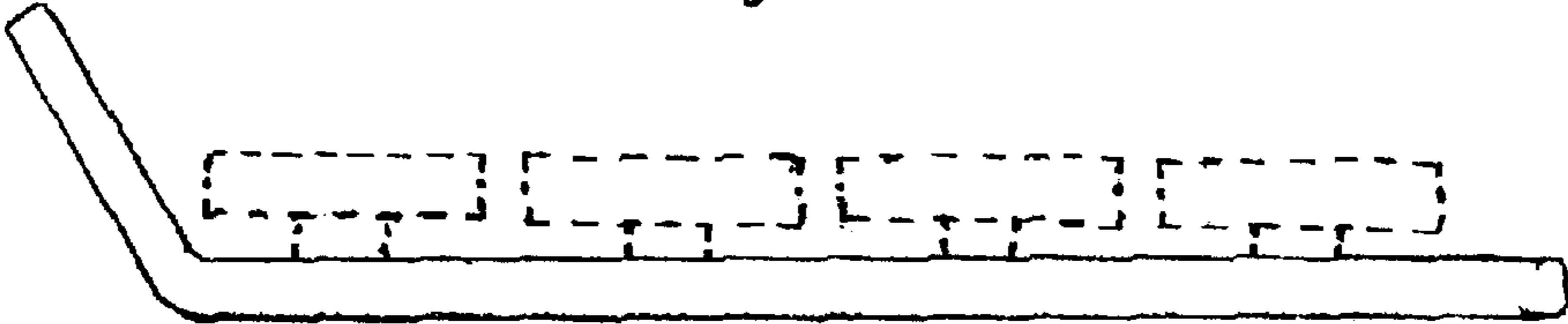


Fig. 3

