



US00D511631S

(12) **United States Design Patent** (10) **Patent No.:** **US D511,631 S**
Peterson et al. (45) **Date of Patent:** **** Nov. 22, 2005**

(54) **CABINET**

(75) Inventors: **Dale Eldon Peterson**, New York, NY (US); **Jonsara Ruth**, Brooklyn, NY (US); **Stacy Mar**, New York, NY (US)

(73) Assignee: **Martha Stewart Living Omnimedia, Inc.**, New York, NY (US)

(**) Term: **14 Years**

(21) Appl. No.: **29/202,684**

(22) Filed: **Apr. 1, 2004**

(51) **LOC (8) Cl.** **06-04**

(52) **U.S. Cl.** **D6/439**

(58) **Field of Search** D6/436-439, 441, D6/445, 446, 470; 312/204

(56) **References Cited**

U.S. PATENT DOCUMENTS

D188,608 S	*	8/1960	Lubberts et al.	D6/439
D343,743 S	*	2/1994	Stone	D6/438
D429,918 S	*	8/2000	Hazen et al.	D6/439
D441,567 S	*	5/2001	Nielsen	D6/439
D461,970 S	*	8/2002	Stanton	D6/439
D461,971 S	*	8/2002	Stanton	D6/439

OTHER PUBLICATIONS

Harden, European Interpretations 1866 Armoire, p. 15, 2002.*
Photos (2) of cabinet at Amy Perlin Antiques, 306 East 61st Street, New York, N.Y. 10021 taken on May 25, 2002—2 sheets.

* cited by examiner

Primary Examiner—Cathron C. Brooks
(74) *Attorney, Agent, or Firm*—Kenyon & Kenyon

(57) **CLAIM**

The ornamental design for a cabinet, as shown and described.

DESCRIPTION

FIG. 1 is a perspective view of a first embodiment of a cabinet showing my new design;

FIG. 2 is a front view thereof;

FIG. 3 is a right side view thereof;

FIG. 4 is a left side view thereof;

FIG. 5 is a front view of a second embodiment of a cabinet showing my new design, with the sole difference between this embodiment and the first embodiment residing in the broken line showing of the drawer pulls;


FIG. 6 is a perspective view of a third embodiment of an interior of a cabinet showing my new design;

FIG. 7 is a front view thereof; and,

FIG. 8 is a front view of a fourth embodiment of an interior of a cabinet showing my new design, with the sole difference between this embodiment and the third embodiment residing in the broken line showing of the drawer pulls.

The broken line portions are for illustrative purposes only and form no part of the claimed design.

1 Claim, 7 Drawing Sheets






FIG. 1



FIG. 2

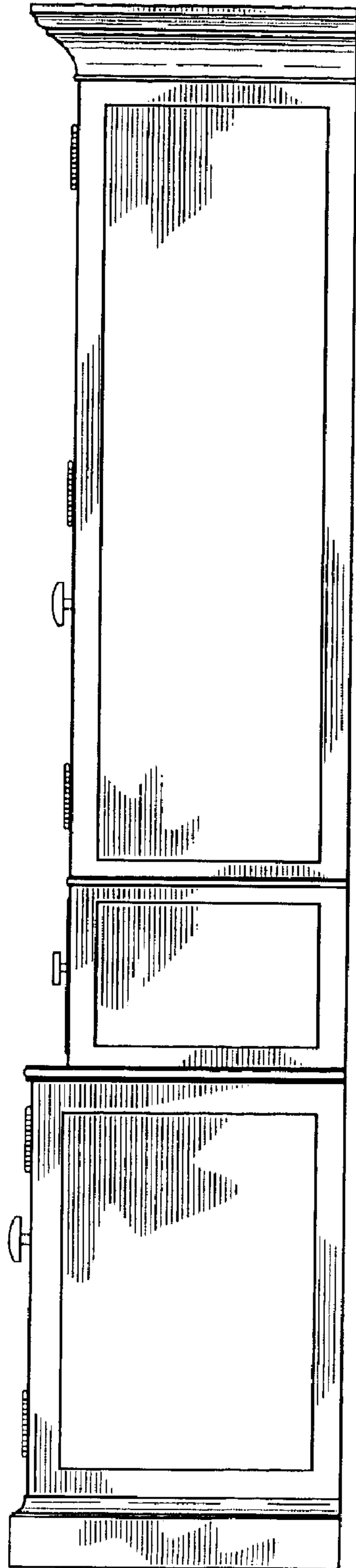


FIG. 3

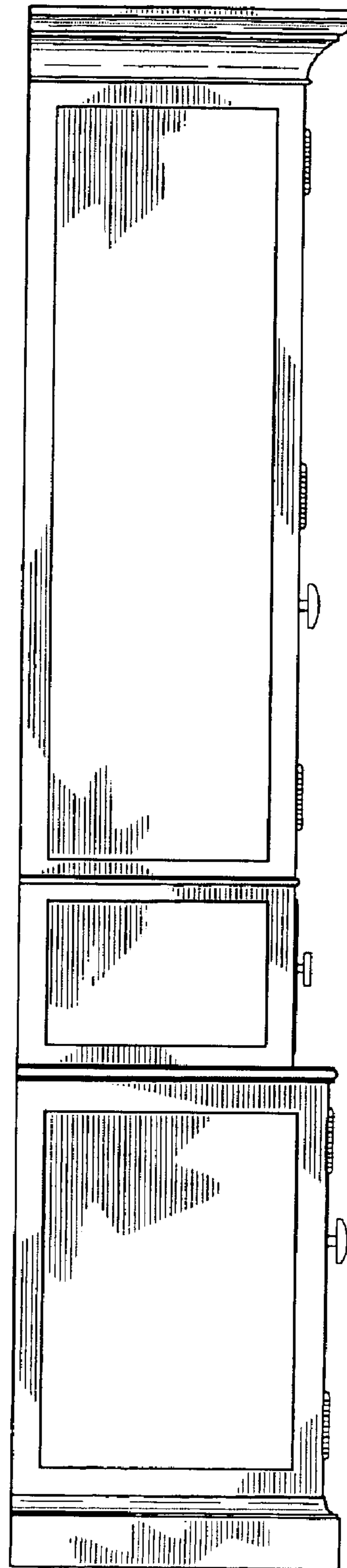


FIG. 4




FIG. 5



FIG. 6

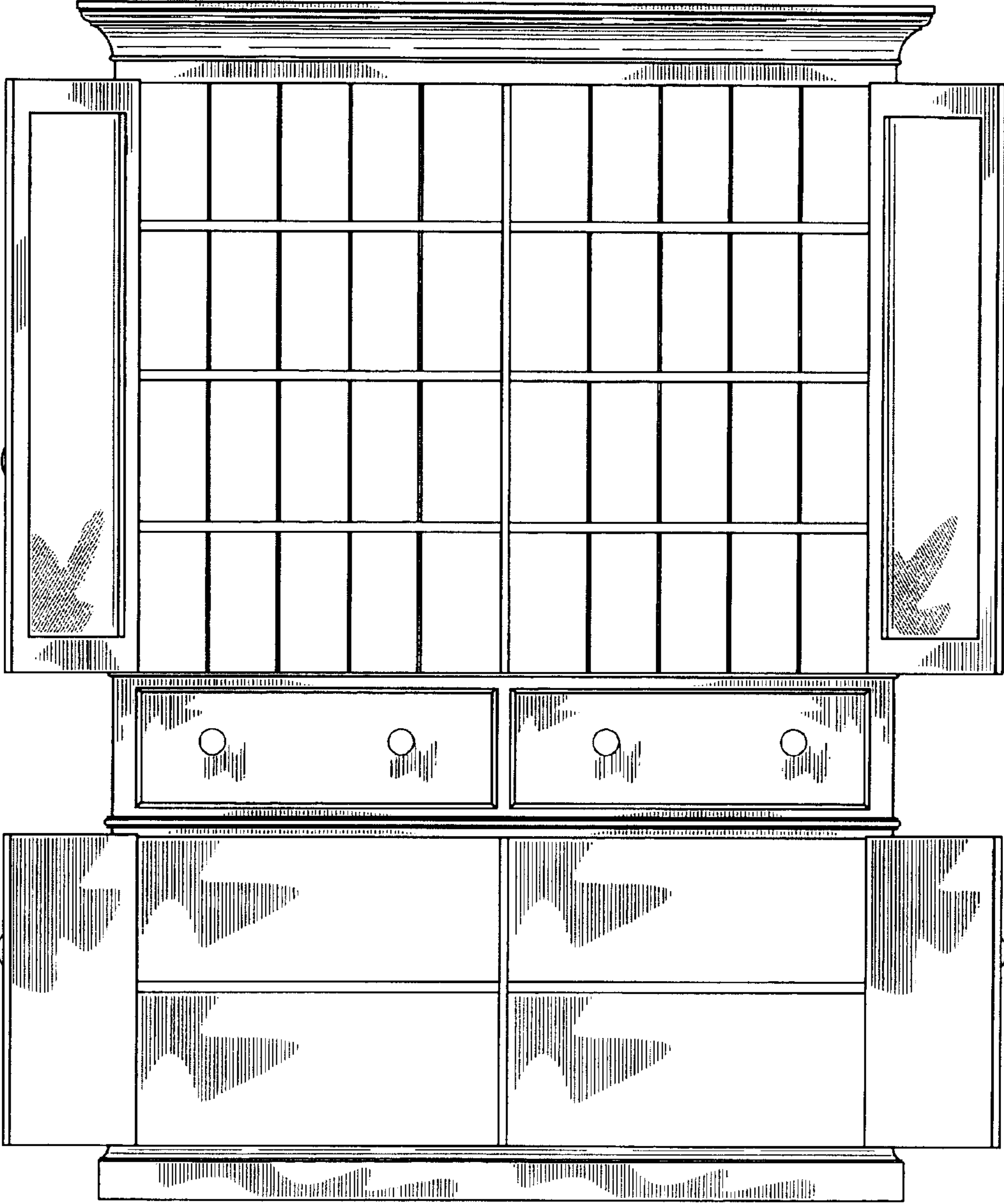


FIG. 7

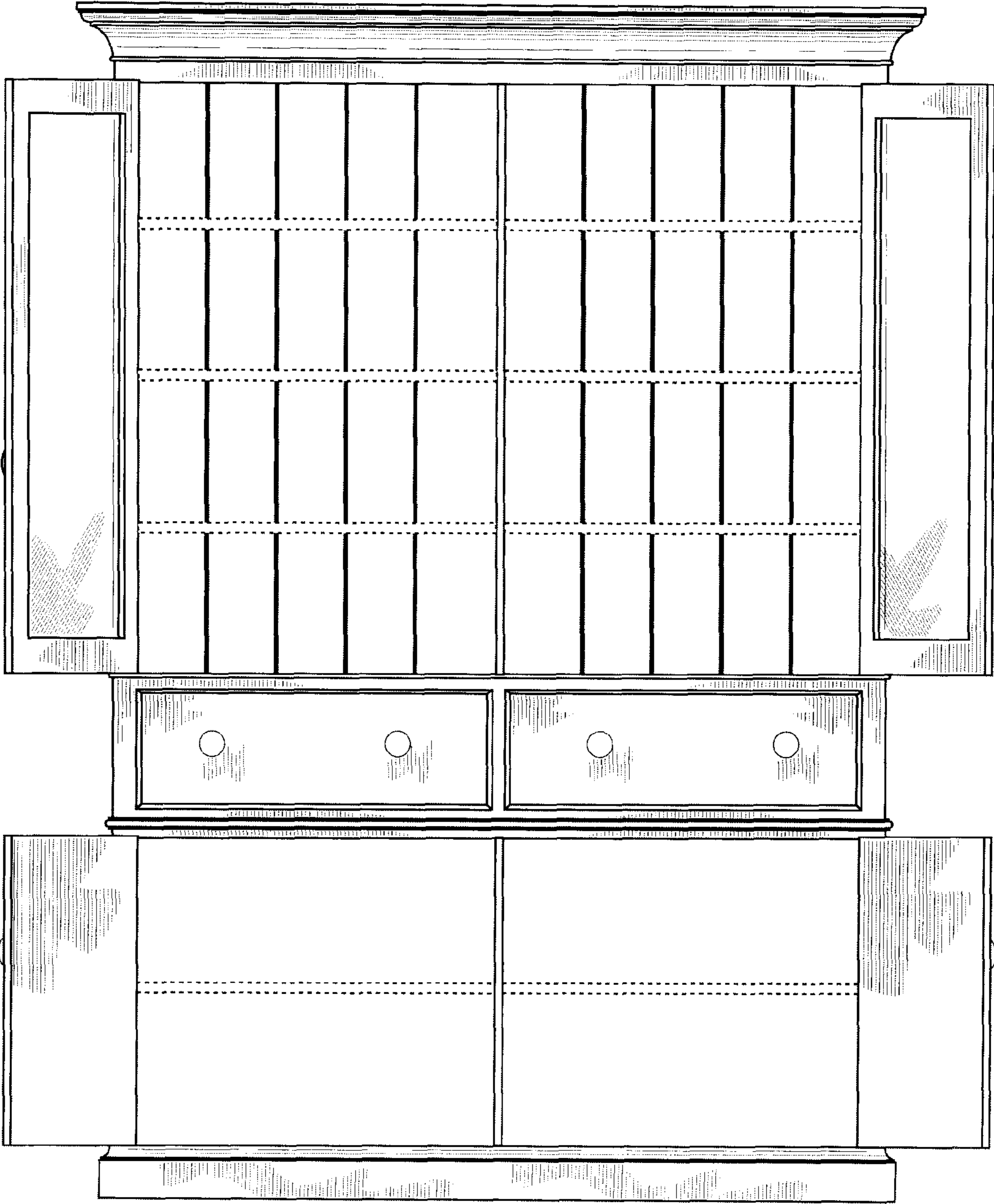


FIG. 8