

US00D511622S

(12) **United States Design Patent** (10) **Patent No.:** **US D511,622 S**
Hunter, Jr. et al. (45) **Date of Patent:** **** Nov. 22, 2005**

(54) **CARDHOLDER WITH MAGNIFIED VIEWER**

(75) Inventors: **Burnett D. Hunter, Jr.**, Briarcliff Manor, NY (US); **Douglas W. Bausch**, North Bellmore, NY (US); **Charles Unger**, Dobbs Ferry, NY (US); **Charles Breuel**, Briarcliff Manor, NY (US); **Sarah Murdock**, Wappingers Falls, NY (US); **Cheri Lynne Dorr**, New York, NY (US); **Mihai Badulescu**, New York, NY (US)

4,141,400 A 2/1979 Mangan
 4,697,698 A 10/1987 Holdener
 D313,698 S 1/1991 Duffy
 D314,865 S 2/1991 Tuisku
 D324,305 S 3/1992 Prey
 5,125,505 A 6/1992 Kurosaki
 5,217,056 A 6/1993 Ritter
 5,337,813 A 8/1994 Ritter
 5,417,328 A 5/1995 Ritter

(Continued)

FOREIGN PATENT DOCUMENTS

(73) Assignee: **MasterCard International Incorporated**, Purchase, NY (US)

(**) Term: **14 Years**

(21) Appl. No.: **29/183,418**

(22) Filed: **Jun. 11, 2003**

(51) **LOC (8) Cl.** **03-01**

(52) **U.S. Cl.** **D3/247**

(58) **Field of Search** D3/201, 244, 248, D3/249, 250, 251, 252; D14/435, 436, 437, 438; D19/1, 9, 10, 90; 40/564.01, 654.01, 654.07, 661.12, 662, 663, 649; 150/147, 901; 206/37, 38, 39, 39.4, 39.5, 39.6, 449; 221/260; 235/380, 448, 487; 283/74, 82, 98, 109; 359/742, 802; 362/125, 154

EP 0121598 10/1984
 EP 0251900 1/1988
 EP 0379921 8/1990
 EP 0515327 11/1992
 EP 0667109 8/1995
 EP 0677257 10/1995
 JP 8276968 10/1996
 WO 9618320 6/1996
 WO 9839990 9/1998
 WO 0309220 1/2003

Primary Examiner—Louis S. Zarfaz
Assistant Examiner—Monica A. Weingart
 (74) *Attorney, Agent, or Firm*—Baker Botts L.L.P.

(57) **CLAIM**

The ornamental design of a cardholder with magnified viewer, as shown and described.

DESCRIPTION

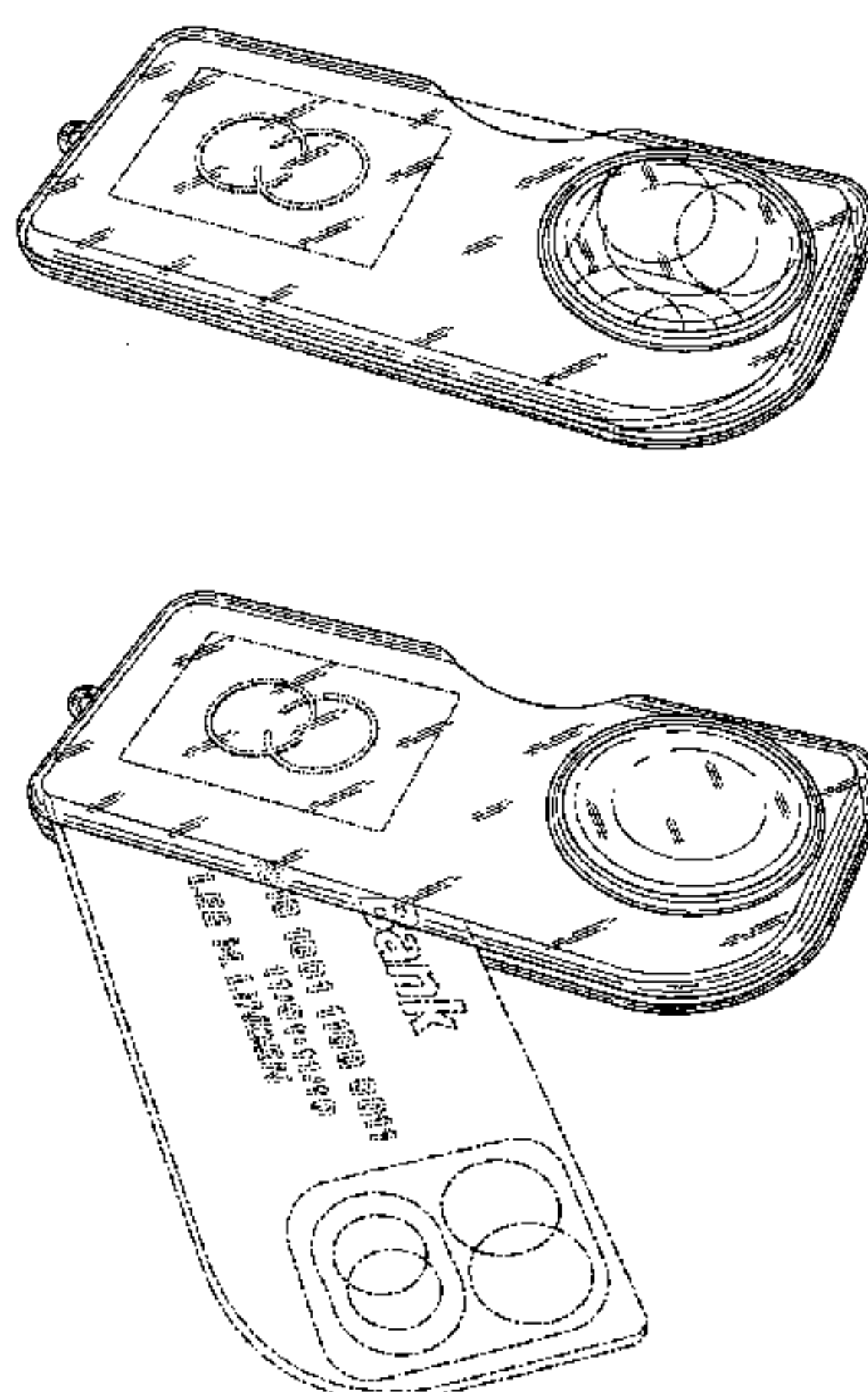
FIG. 1 is a front perspective view of a cardholder with magnified viewer showing our new design; FIG. 2 is another front perspective view thereof; FIG. 3 is a front elevational view thereof; FIG. 4 is a rear elevational view thereof; FIG. 5 is a top plan view thereof; FIG. 6 is a bottom plan view thereof; FIG. 7 is a left side elevational view thereof; and, FIG. 8 is a right side elevational view thereof. The broken line showing, in the views, is for illustrative purposes only and forms no part of the claimed design.

1 Claim, 3 Drawing Sheets

(56) **References Cited**

U.S. PATENT DOCUMENTS

927,710 A 7/1909 Carroll
 938,310 A 10/1909 Foster
 958,620 A 5/1910 Gardner
 1,656,615 A 1/1928 Williams
 2,334,487 A 11/1943 Greenway
 3,245,697 A 4/1966 Nugent
 3,434,414 A 3/1969 Wright
 3,478,683 A 11/1969 Hopkins et al.
 3,505,954 A 4/1970 Projansky
 3,583,317 A 6/1971 Gibson
 3,628,266 A 12/1971 Wise et al.



US D511,622 S

Page 2

U.S. PATENT DOCUMENTS

D372,358 S	8/1996	Mathison		D453,336 S	2/2002	Pentz et al.	
5,569,898 A	10/1996	Fisher et al.		D453,337 S	2/2002	Pentz et al.	
5,593,075 A	1/1997	Schumer		D453,338 S	2/2002	Pentz et al.	
5,642,234 A	* 6/1997	Altman et al.	359/802	D453,339 S	2/2002	Pentz	
5,718,329 A	2/1998	Ippolito et al.		D453,516 S	2/2002	Pentz	
5,791,461 A	8/1998	Tsuge		D453,517 S	2/2002	Pentz	
5,863,076 A	1/1999	Warther		D454,910 S	3/2002	Smith et al.	
5,886,333 A	3/1999	Miyake		D456,814 S	5/2002	Pentz	
5,901,764 A	5/1999	Ritter		D457,556 S	5/2002	Hochschild	
D411,765 S	7/1999	Holihan		D460,454 S	7/2002	Pentz	
5,999,336 A	* 12/1999	Yang, Jr.	359/742	D460,455 S	7/2002	Pentz	
6,029,892 A	2/2000	Miyake		6,471,127 B2	10/2002	Pentz et al.	
6,076,296 A	6/2000	Schaffer		D474,234 S	* 5/2003	Nelms et al.	D19/9
D431,719 S	10/2000	Mucarquer		6,565,232 B1	* 5/2003	Goldstein et al.	362/125
6,155,410 A	12/2000	Davis		D487,480 S	* 3/2004	Nelms et al.	D19/9
D453,160 S	1/2002	Pentz et al.		2003/0014891 A1	* 1/2003	Nelms et al.	40/649
D453,161 S	1/2002	Pentz					

* cited by examiner

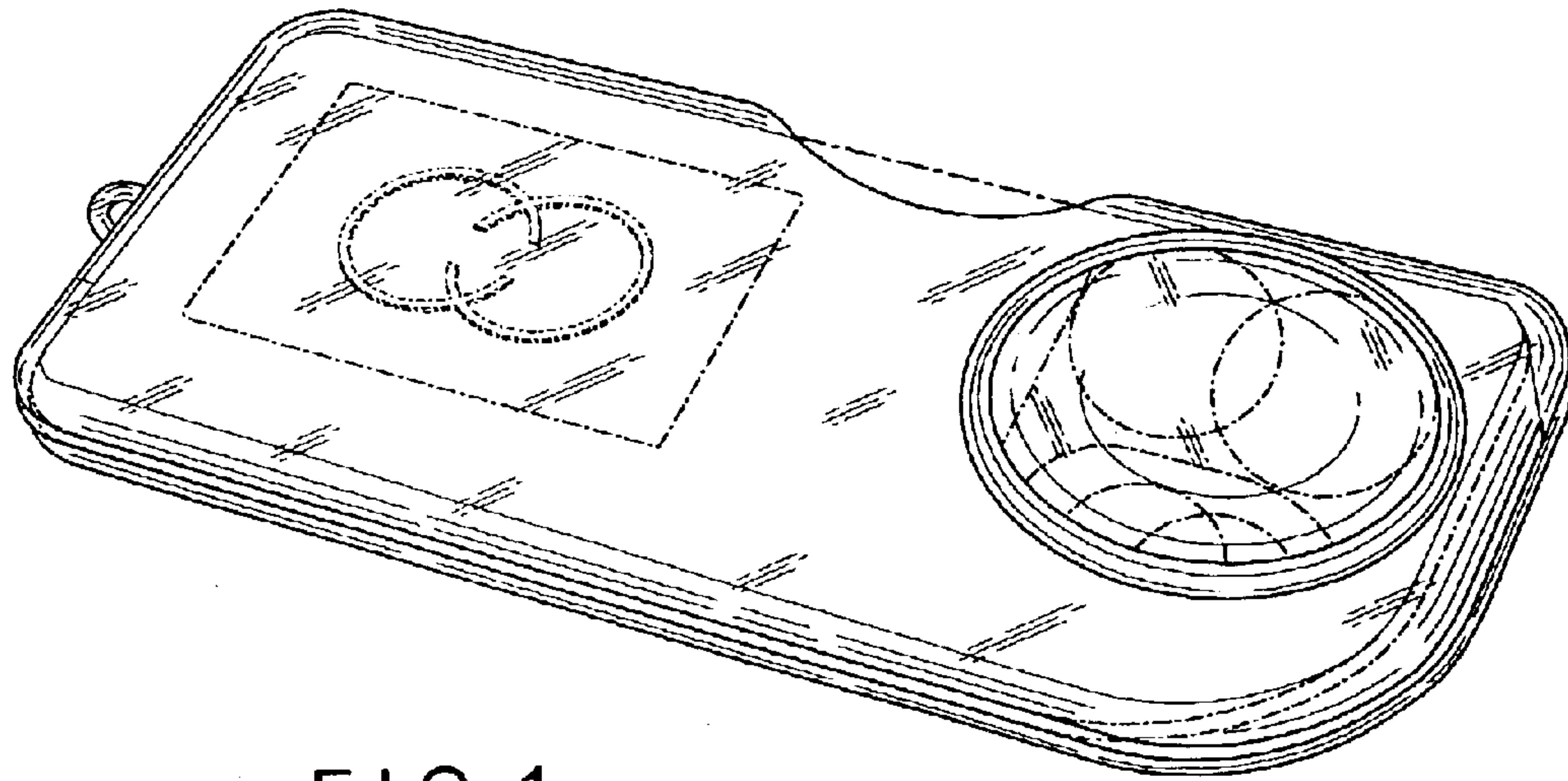


FIG. 1

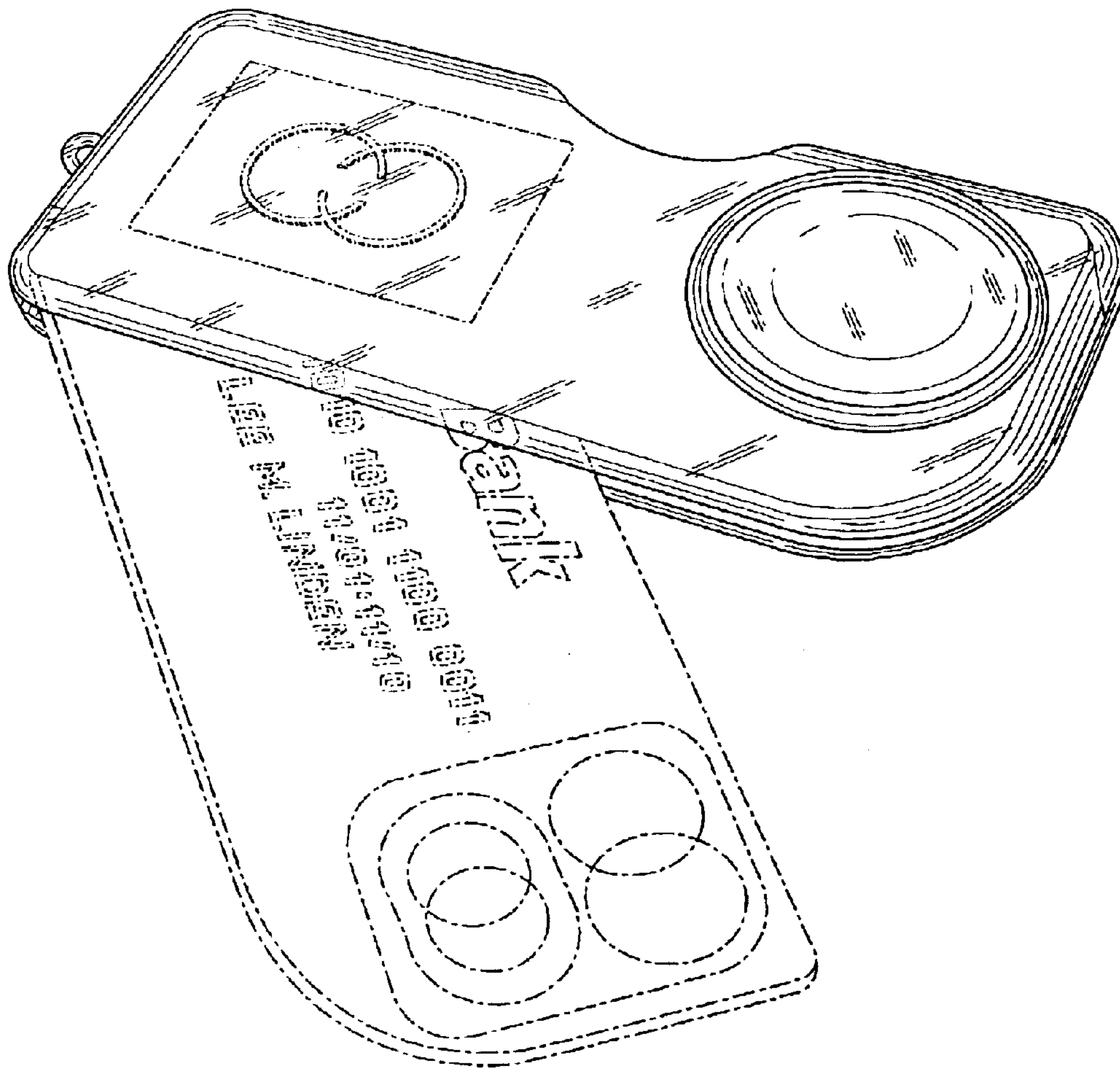


FIG. 2

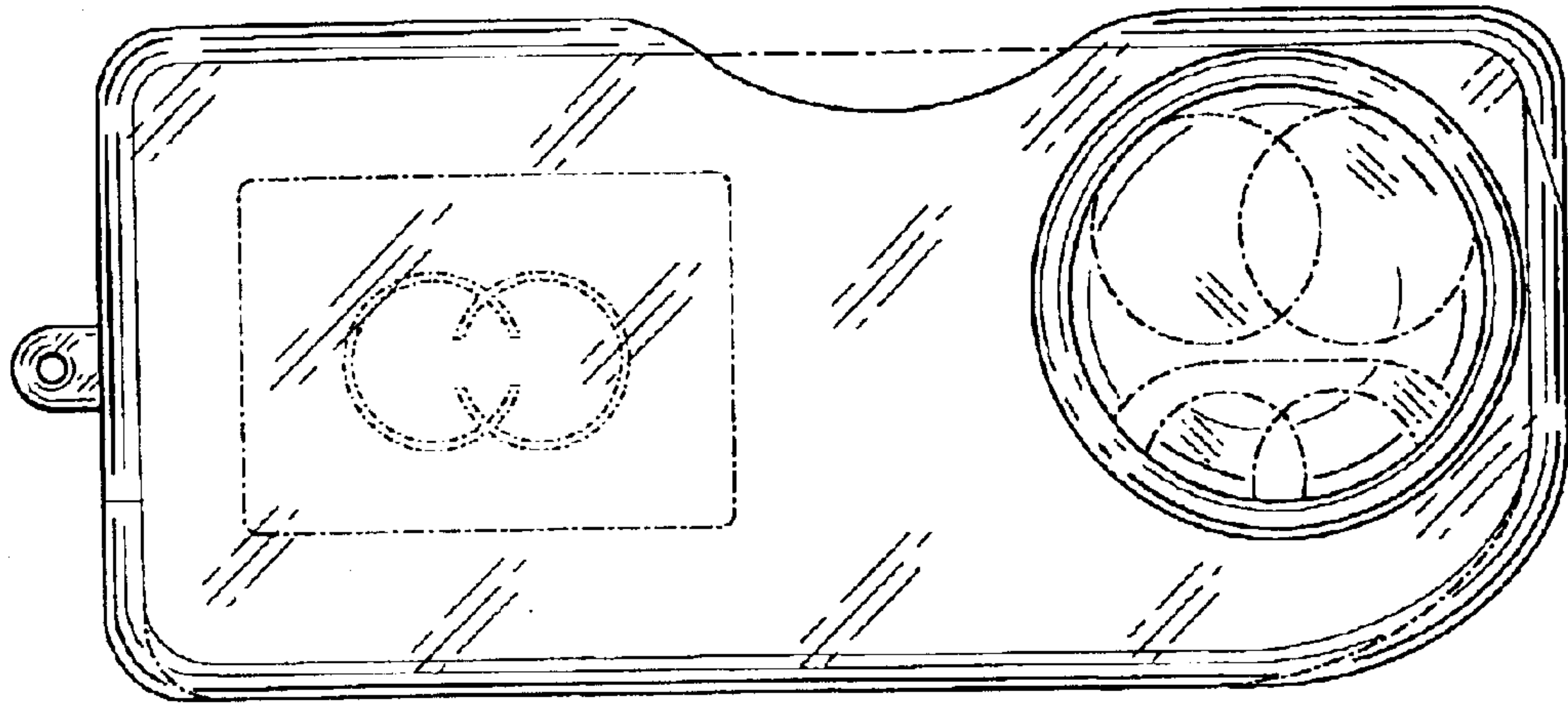


FIG. 3

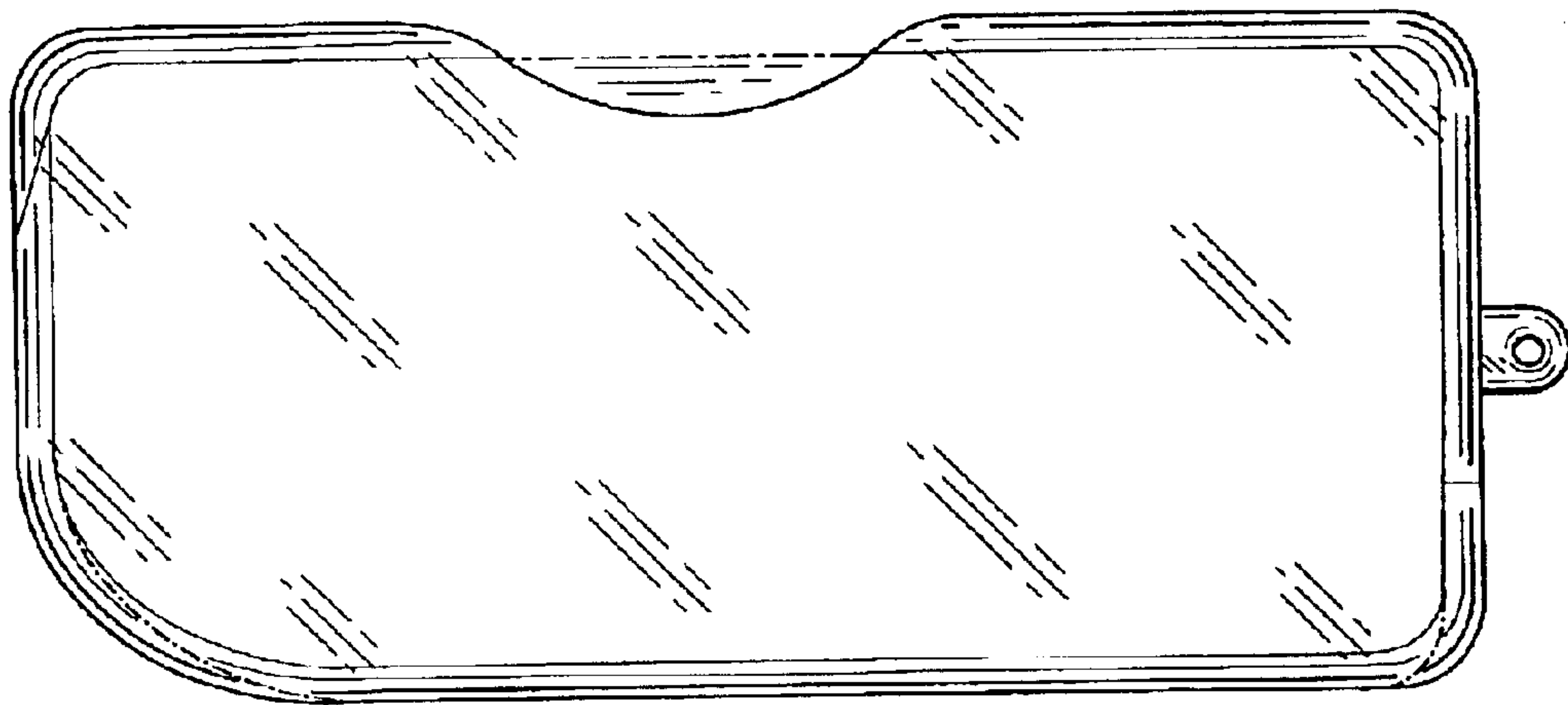


FIG. 4

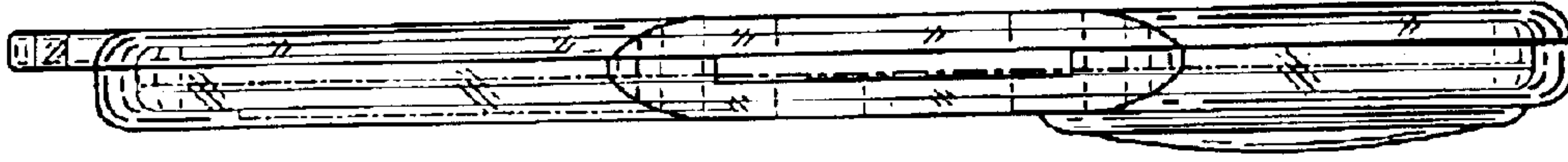


FIG. 5




FIG. 6

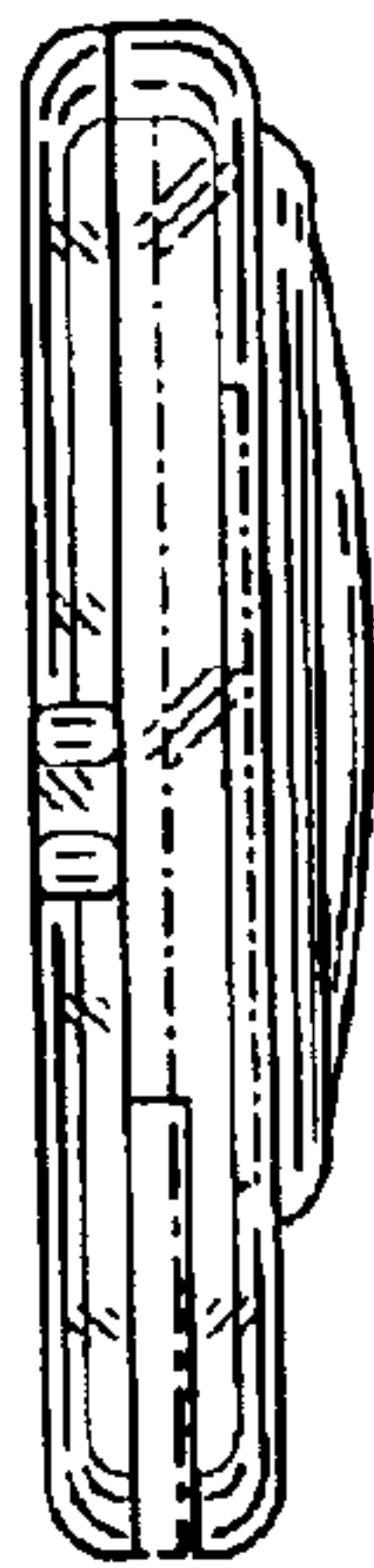


FIG. 7



FIG. 8