



US00D511607S

(12) **United States Design Patent**
Della Valle

(10) **Patent No.:** **US D511,607 S**

(45) **Date of Patent:** **** Nov. 22, 2005**

(54) **SHOE**

(75) **Inventor:** **Diego Della Valle, Sant'Elpidio a Mare (IT)**

(73) **Assignee:** **Tod's S.p.A., Sant'Elpidio a Mare (IT)**

(**) **Term:** **14 Years**

(21) **Appl. No.:** **29/192,611**

(22) **Filed:** **Oct. 28, 2003**

(30) **Foreign Application Priority Data**

Apr. 28, 2003 (WO) DMA/006 030

(51) **LOC (8) Cl.** **02-04**

(52) **U.S. Cl.** **D2/908; D2/954**

(58) **Field of Search** D2/902, 907, 908,
D2/943, 944, 947, 951, 954, 972-974;
36/45, 50.1, 77 M, 77 R, 83, 88, 113, 114,
126-131

(56) **References Cited**

U.S. PATENT DOCUMENTS

D206,222 S * 11/1966 Mostile D2/924

D389,300 S * 1/1998 Teague D2/972
D450,916 S * 11/2001 Turner et al. D2/972
D471,348 S * 3/2003 Adams D2/960
D474,003 S * 5/2003 Della Valle D2/923
D487,837 S * 3/2004 McClaskie D2/954
D494,749 S * 8/2004 McClaskie D2/954
D498,913 S * 11/2004 Cass D2/972

* cited by examiner

Primary Examiner—Dominic Simone

(74) *Attorney, Agent, or Firm*—Sughrue Mion, PLLC

(57) **CLAIM**

The ornamental design for a shoe, as shown.

DESCRIPTION

FIG. 1 is a right side view of a shoe showing my new design;
FIG. 2 is a left side view thereof;
FIG. 3 is a bottom view thereof;
FIG. 4 is a front view thereof;
FIG. 5 is a rear view thereof; and,
FIG. 6 is a perspective view of the top, front and left side
thereof.

1 Claim, 2 Drawing Sheets



Fig. 1



Fig. 2



Fig. 3




Fig.4




Fig.5




Fig.6

