



US00D511602S

(12) **United States Design Patent** (10) **Patent No.:** **US D511,602 S**  
**Mazzaferro** (45) **Date of Patent:** **\*\* Nov. 15, 2005**

(54) **REFUSE CONTAINER**

(75) Inventor: **James M. Mazzaferro**, Springfield, MA (US)

(73) Assignee: **MazzAppeal Creative Products Group LLC**, Canton, CT (US)

(\*\*) Term: **14 Years**

(21) Appl. No.: **29/161,146**

(22) Filed: **May 23, 2002**

(51) **LOC (8) Cl.** ..... **09-09**

(52) **U.S. Cl.** ..... **D34/7**

(58) **Field of Search** ..... D3/277, 306; D34/1, D34/5, 6, 7, 10, 11; 220/908-911; D32/37

(56) **References Cited**

**U.S. PATENT DOCUMENTS**

D52,158 S	*	7/1918	Derry	.....	D34/1
D60,070 S	*	12/1921	Sutton	.....	D34/1
D106,648 S	*	10/1937	Chien	.....	D3/306
D109,474 S	*	5/1938	Connor	.....	D34/1
D110,501 S	*	7/1938	Sexton	.....	D34/1
D142,275 S	*	8/1945	Kohen	.....	D32/37
D183,283 S	*	7/1958	Junker et al.	.....	D32/37
D196,080 S	*	8/1963	Marsh	.....	D34/1
D198,722 S	*	7/1964	Cooper	.....	D34/1
D201,055 S	*	5/1965	Ebert	.....	D34/1
D228,411 S	*	9/1973	Miller	.....	D34/7
D247,087 S	*	1/1978	Dickinson	.....	D34/7
D269,643 S	*	7/1983	Hartman et al.	.....	D34/7

D271,247 S	*	11/1983	Lee	.....	D34/7
D352,810 S	*	11/1994	Cassel	.....	D32/37
D440,722 S	*	4/2001	Walker	.....	D32/37

\* cited by examiner

*Primary Examiner*—Cynthia E. Ramirez

(74) *Attorney, Agent, or Firm*—David S. Fishman

(57) **CLAIM**

The ornamental design for a refuse container, as shown and described.

**DESCRIPTION**

FIG. 1 is a front elevational view of the refuse container, without a top cover, showing my new design, the rear view being the same;

FIG. 2 is a left side elevational view thereof;

FIG. 3 is a right side elevational view;

FIG. 4 is a top plan view thereof;

FIG. 5 is a bottom plan view thereof;

FIG. 6 is a front elevational view, with the top cover, the rear view being the same;

FIG. 7 is a left side elevational view thereof;

FIG. 8 is a right side elevational view thereof;

FIG. 9 is a top plan view thereof;

FIG. 10 is a bottom plan view thereof; and,

FIG. 11 is an enlarged view of FIG. 6.

The refuse container is shown without a top cover in FIGS. 1 through 5 for convenience of illustration.

**1 Claim, 2 Drawing Sheets**




Fig. 4


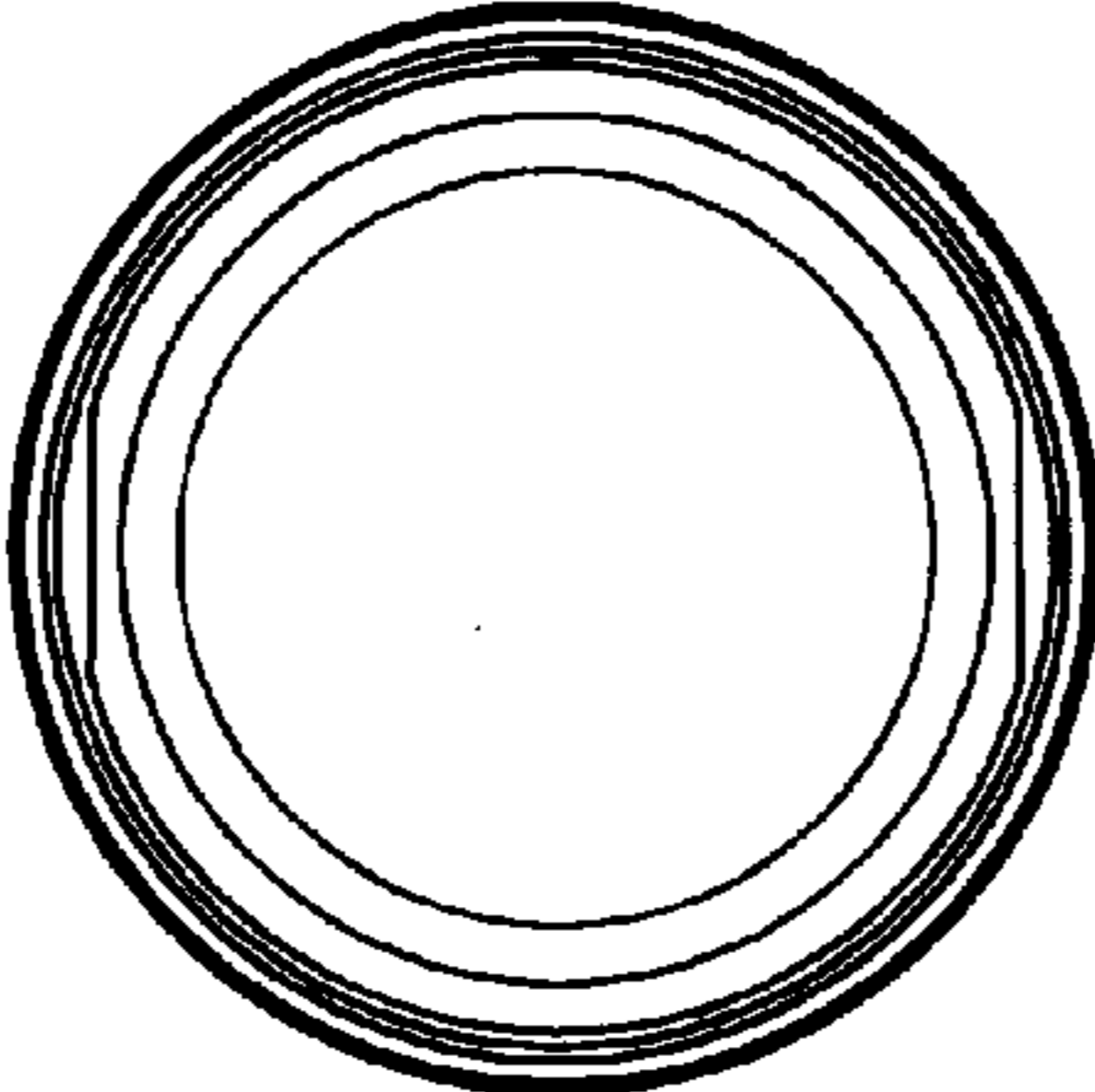


Fig. 2




Fig. 1




Fig. 3

Fig. 5

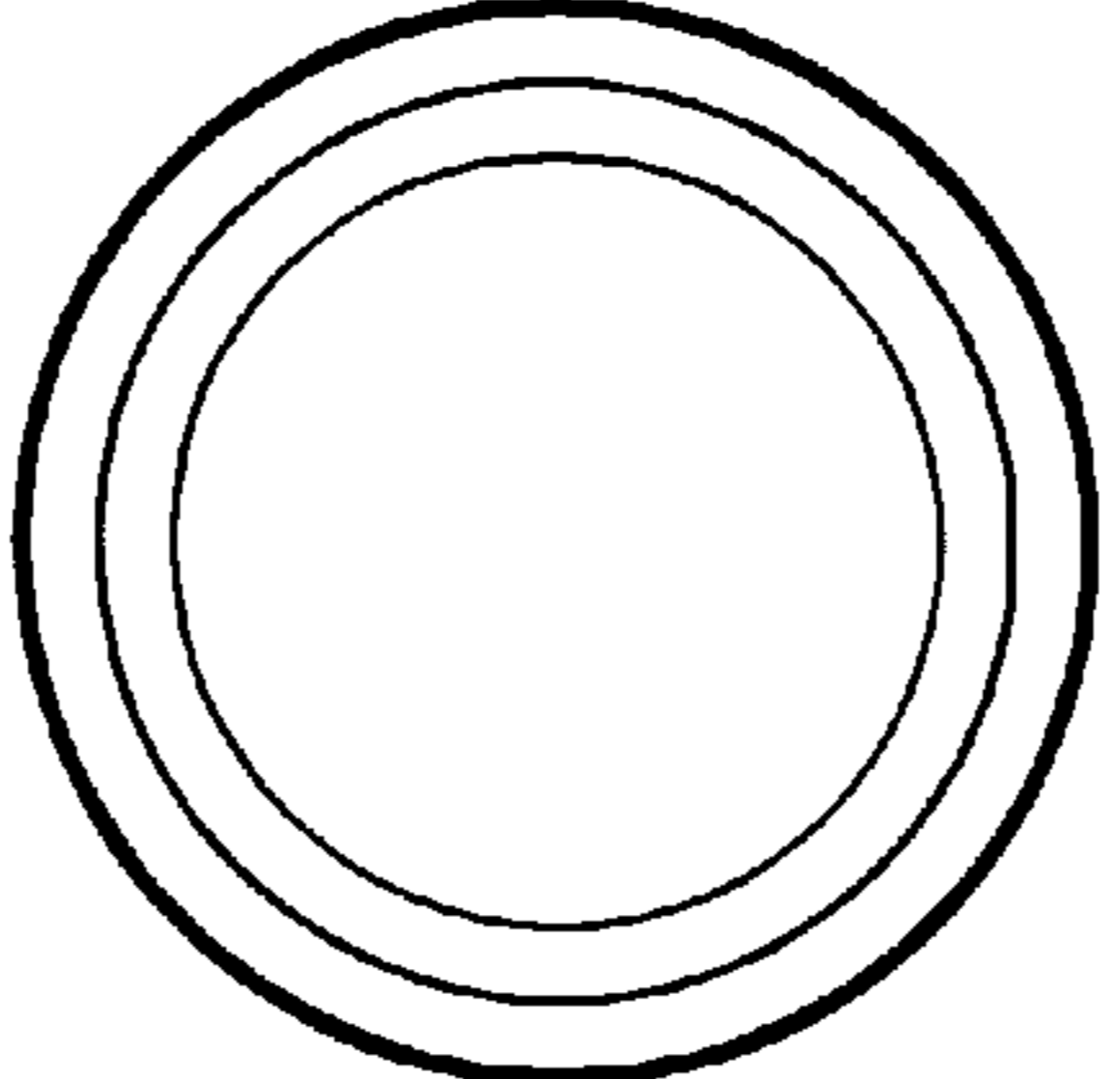


Fig. 9




Fig. 7




Fig. 8




Fig. 6




Fig. 10

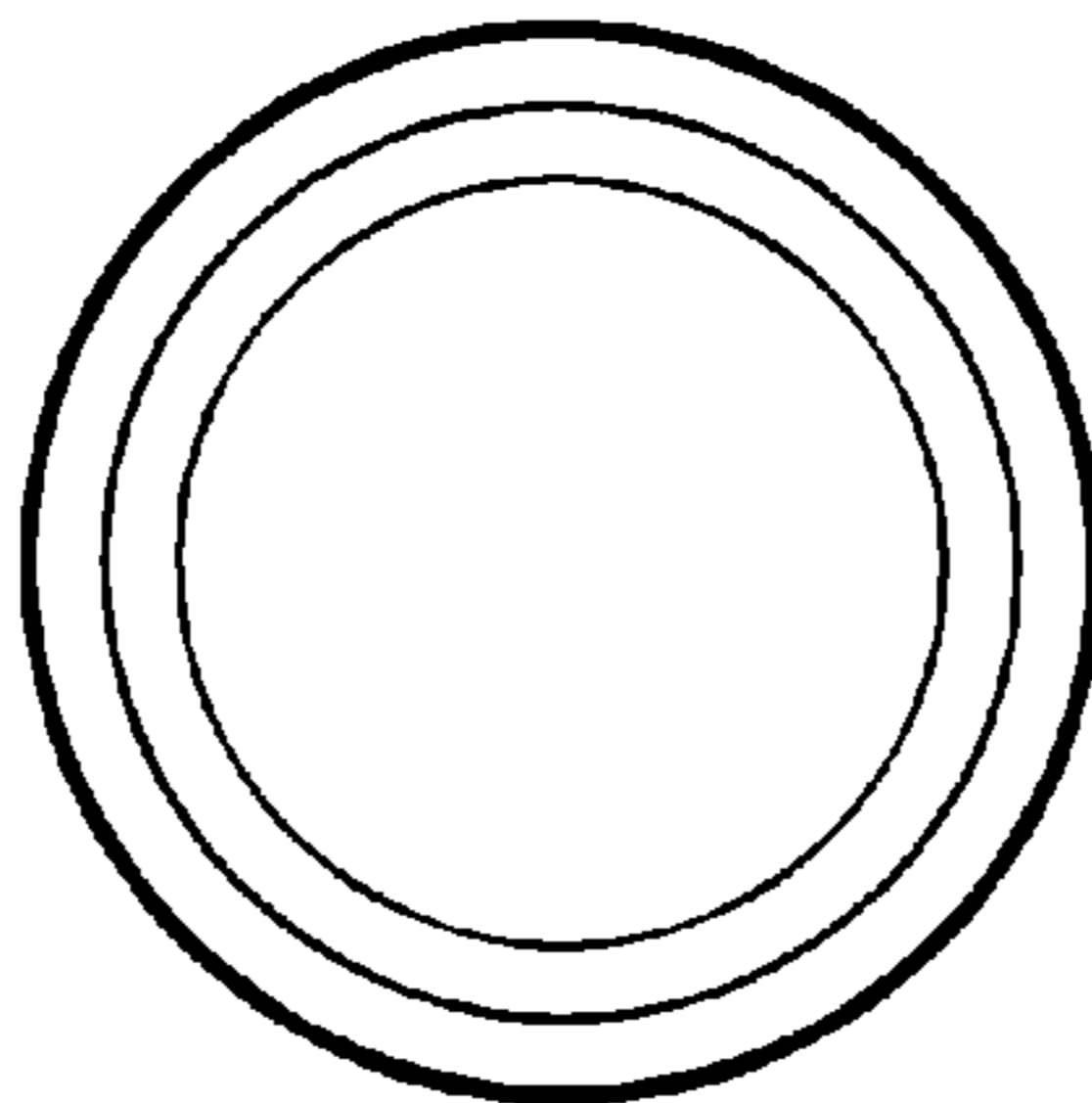


Fig. 11

