



US00D511572S

(12) **United States Design Patent**
Weber et al.

(10) **Patent No.:** **US D511,572 S**

(45) **Date of Patent:** **** Nov. 15, 2005**

(54) **TAMPON APPLICATOR BARREL**

(75) Inventors: **Susanne Weber**, New York, NY (US);
Mario Turchi, Tenafly, NJ (US)

(73) Assignee: **Playtex Products, Inc.**, Westport, CT (US)

(**) Term: **14 Years**

(21) Appl. No.: **29/201,234**

(22) Filed: **Mar. 11, 2004**

(51) **LOC (8) Cl.** **24-02**

(52) **U.S. Cl.** **D24/141**

(58) **Field of Search** D24/141, 135;
604/15, 902, 18, 17, 11, 16, 14; 606/191

(56) **References Cited**

U.S. PATENT DOCUMENTS

3,628,533	A	12/1971	Loyer	128/263
D250,663	S	12/1978	Koch et al.	D24/99
4,428,370	A *	1/1984	Keely	604/14
4,508,531	A	4/1985	Whitehead	604/14
4,536,178	A	8/1985	Lichstein et al.	604/15
D415,565	S *	10/1999	Hayes et al.	D24/141
D492,033	S *	6/2004	Jarmon et al.	D24/141
2003/0105421	A1 *	6/2003	Jarmon et al.	604/14
2004/0054317	A1 *	3/2004	Lemay et al.	604/15
2005/0015041	A1 *	1/2005	Karapasha	604/11

* cited by examiner

Primary Examiner—Ian Simmons

(74) *Attorney, Agent, or Firm*—Ohlandt, Greeley, Ruggiero & Perle, L.L.P.

(57) **CLAIM**

The ornamental design for a tampon applicator barrel, as shown and described.

DESCRIPTION

FIG. 1 is a front perspective view of a tampon applicator barrel according to the present invention;

FIG. 2 is a rear perspective view of the tampon applicator barrel of FIG. 1;

FIG. 3 is a top view of the tampon applicator barrel of FIG. 1;

FIG. 4 is the tampon applicator barrel of FIG. 3 rotated by 180 degrees about a longitudinal axis;

FIG. 5 is the tampon applicator barrel of FIG. 3 rotated by 90 degrees about a longitudinal axis;

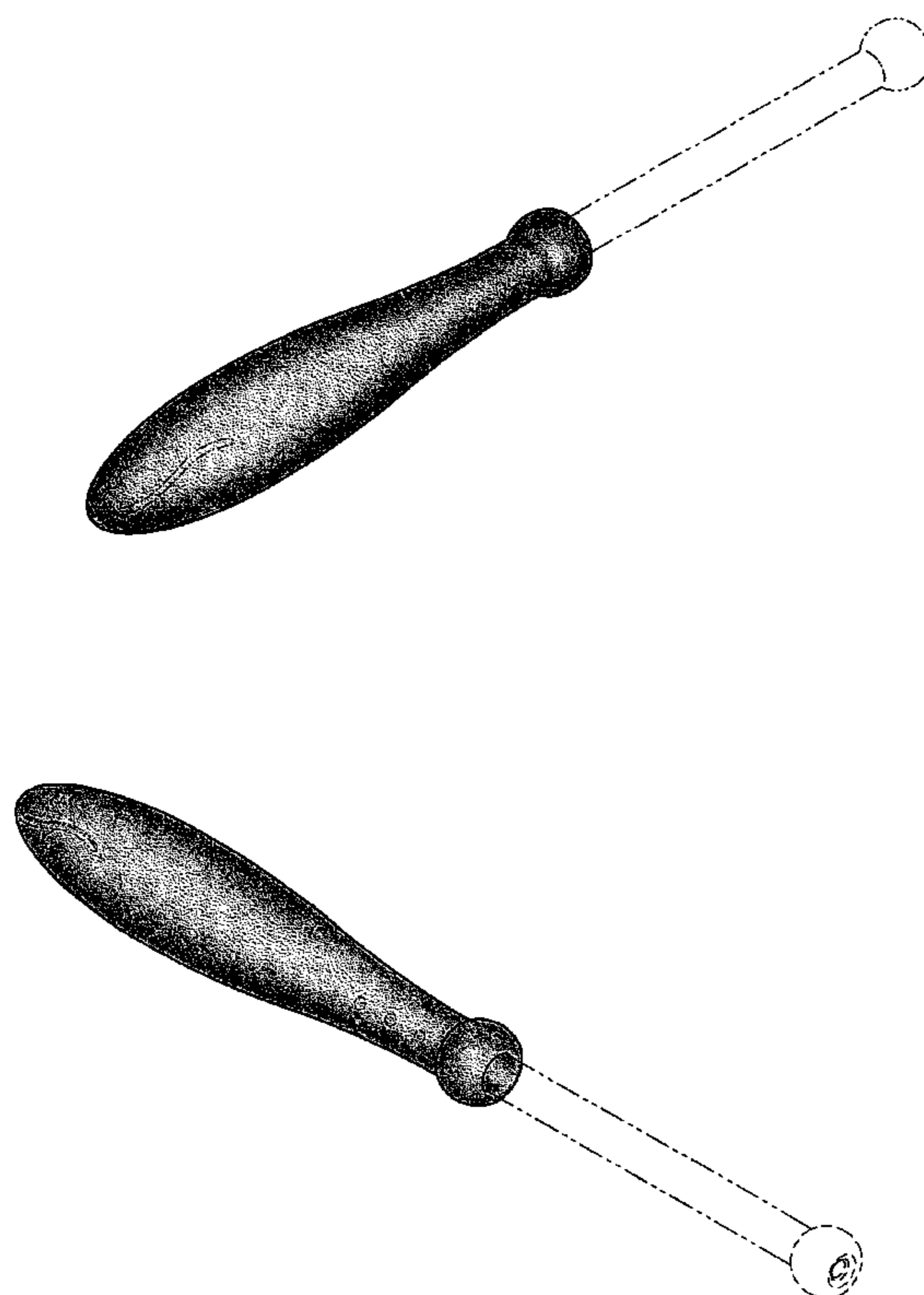
FIG. 6 is the tampon applicator barrel of FIG. 3 rotated by 270 degrees about a longitudinal axis;

FIG. 7 is a front end view of the tampon applicator barrel of FIG. 1; and,

FIG. 8 is a rear end view of the tampon applicator barrel of FIG. 1.

The broken line showing is for illustrative purposes only and forms no part of the claimed design.

1 Claim, 5 Drawing Sheets



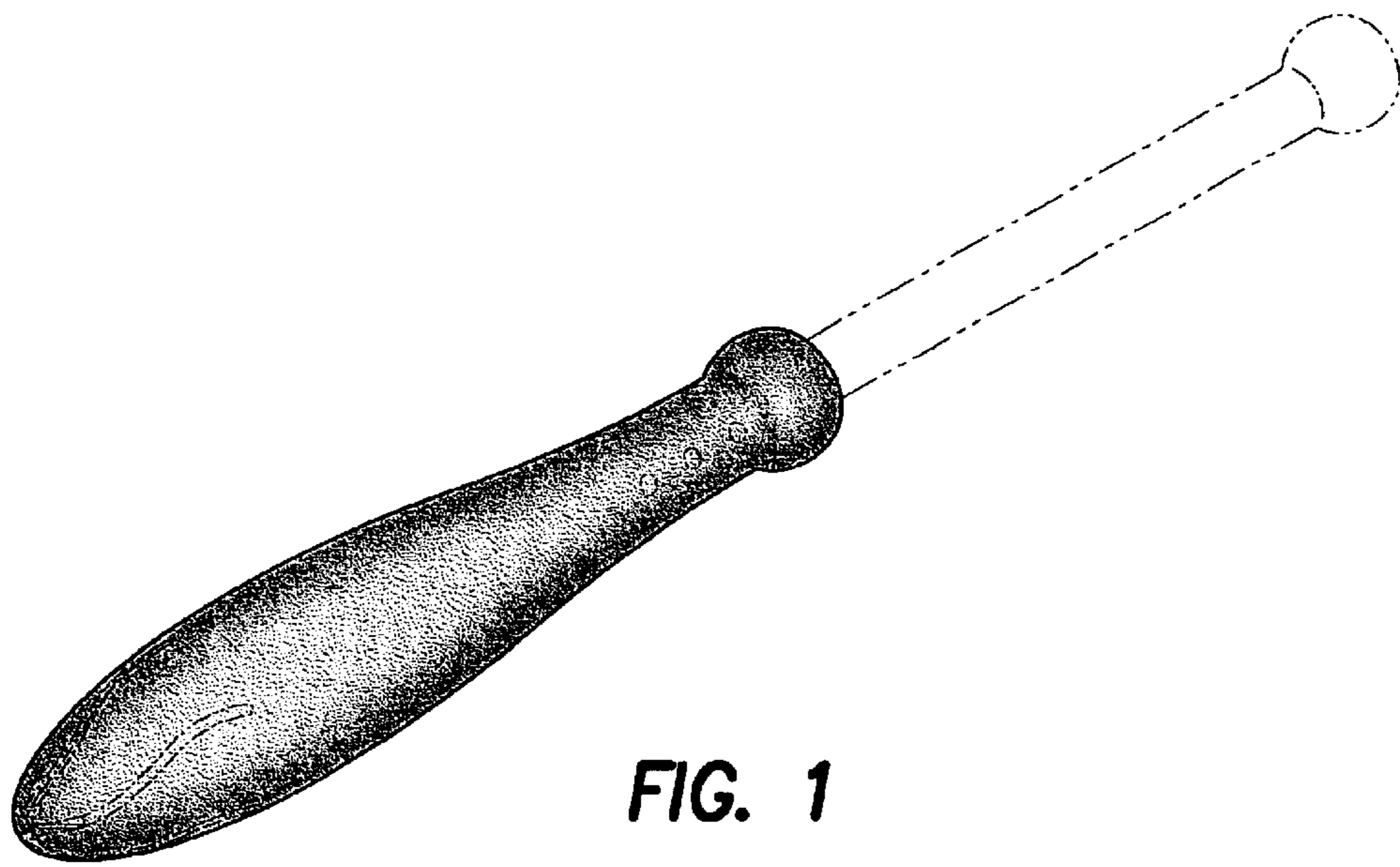


FIG. 1

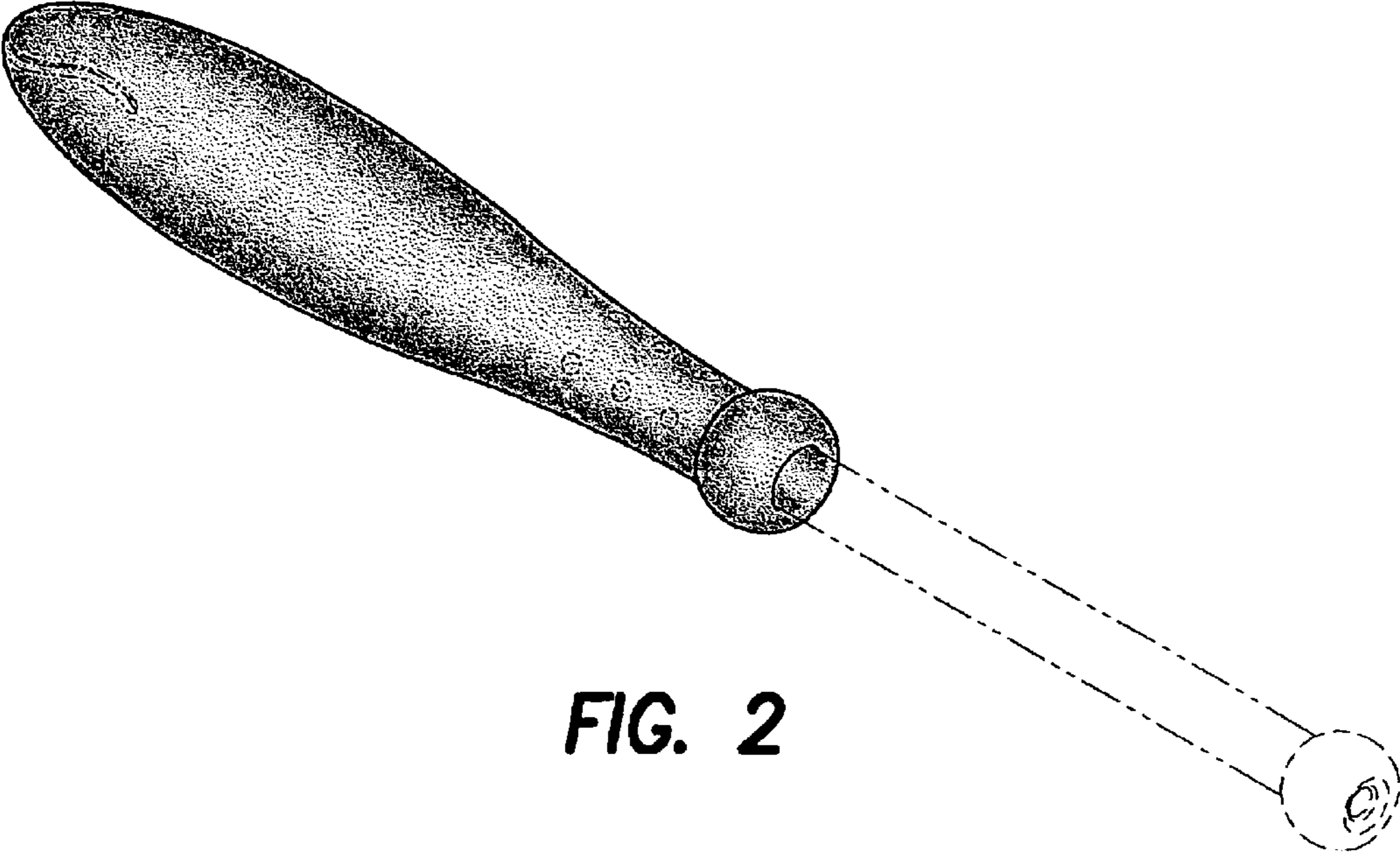


FIG. 2

FIG. 3





FIG. 4






FIG. 5




FIG. 6

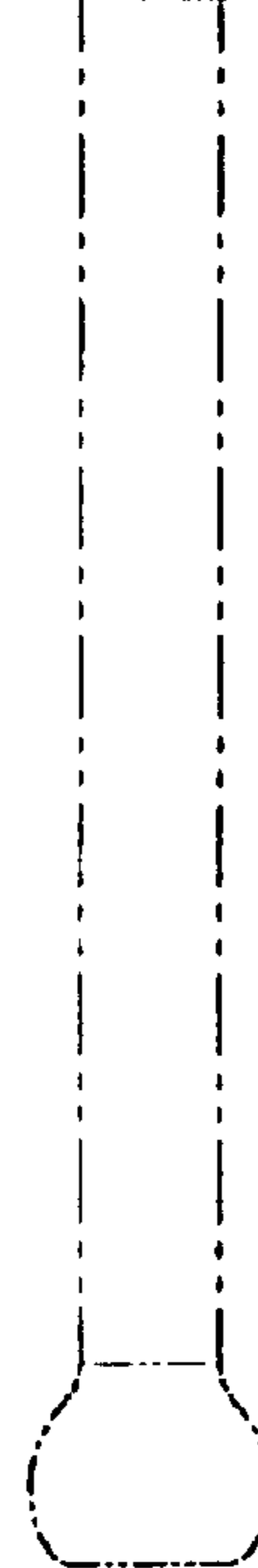
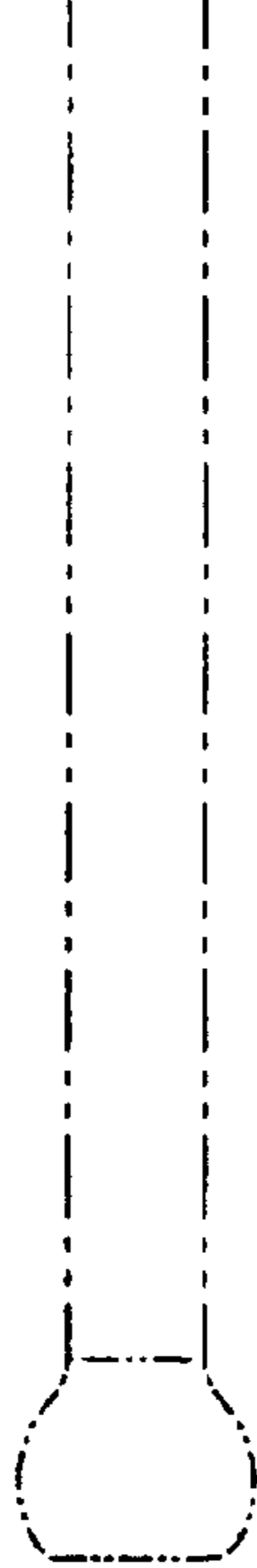




FIG. 7



FIG. 8