



US00D511571S

(12) **United States Design Patent**  
**Reyna-Hernandez et al.**

(10) **Patent No.: US D511,571 S**  
(45) **Date of Patent: \*\* Nov. 15, 2005**

(54) **CEILING FAN BLADE**

D479,597 S \* 9/2003 Curtin ..... D23/413

(76) Inventors: **Araceli Reyna-Hernandez**, 3235  
Destiny St., Portage, IN (US) 46368;  
**Eduardo Hernandez**, 3235 Destiny St.,  
Portage, IN (US) 46368

\* cited by examiner

*Primary Examiner*—Lisa Lichtenstein  
(74) *Attorney, Agent, or Firm*—Thomas J. Schab

(\*\*) Term: **14 Years**

(57) **CLAIM**

The ornamental design for a ceiling fan blade, as shown and described.

(21) Appl. No.: **29/210,279**

**DESCRIPTION**

(22) Filed: **Jul. 29, 2004**

(51) **LOC (8) Cl.** ..... **23-04**

FIG. 1 is a top elevational view of a ceiling fan blade showing the new design, the top view being a mirror image of the bottom elevational view;

(52) **U.S. Cl.** ..... **D23/413**

FIG. 2 is a front elevational view of the ceiling fan blade; FIG. 3 is a rear elevational view of the ceiling fan blade; FIG. 4 is a left side elevational view of the ceiling fan blade; and,

(58) **Field of Search** ..... D23/413, 411,  
D23/377, 379, 385; 416/5

FIG. 5 is a right side elevational view of the ceiling fan blade.

(56) **References Cited**

**U.S. PATENT DOCUMENTS**

D453,566 S \* 2/2002 Lantz ..... D23/413  
D454,636 S \* 3/2002 Lantz ..... D23/413

**1 Claim, 1 Drawing Sheet**

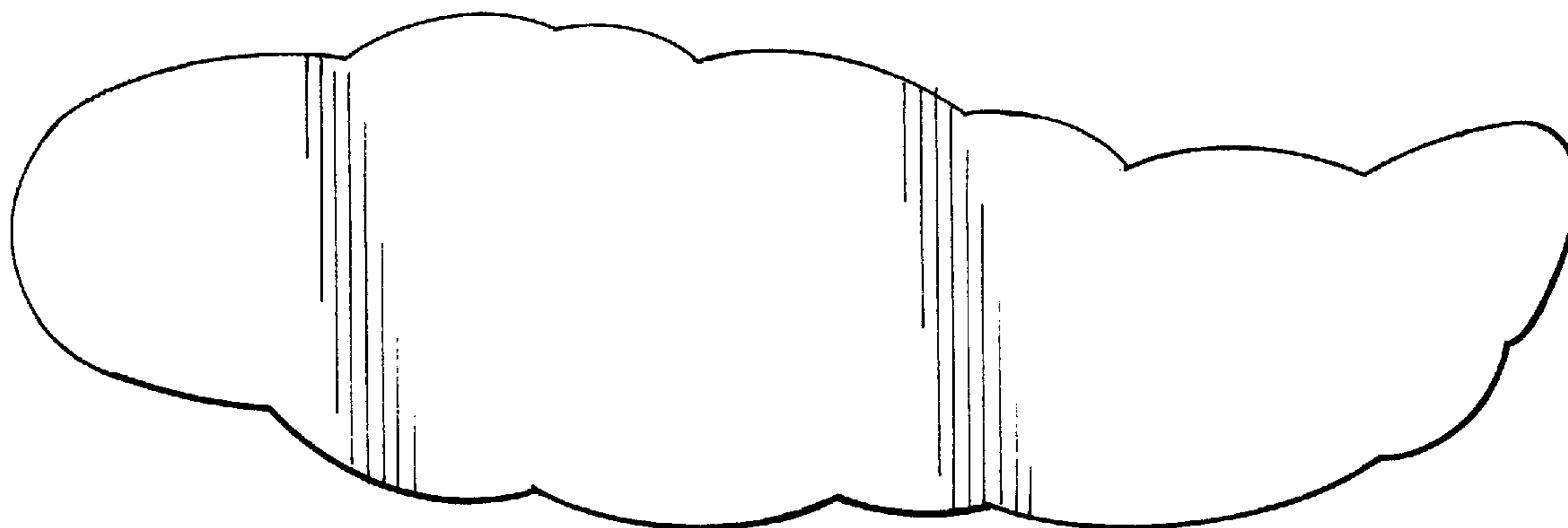


FIG.1

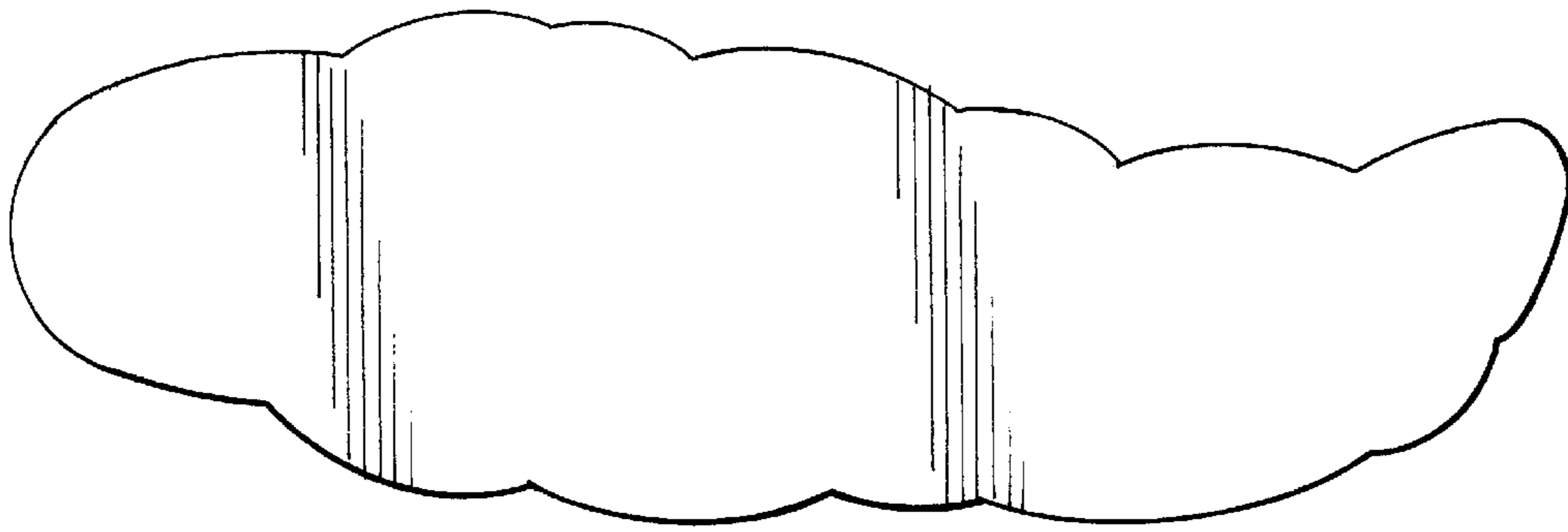


FIG.2



FIG.3



FIG.4

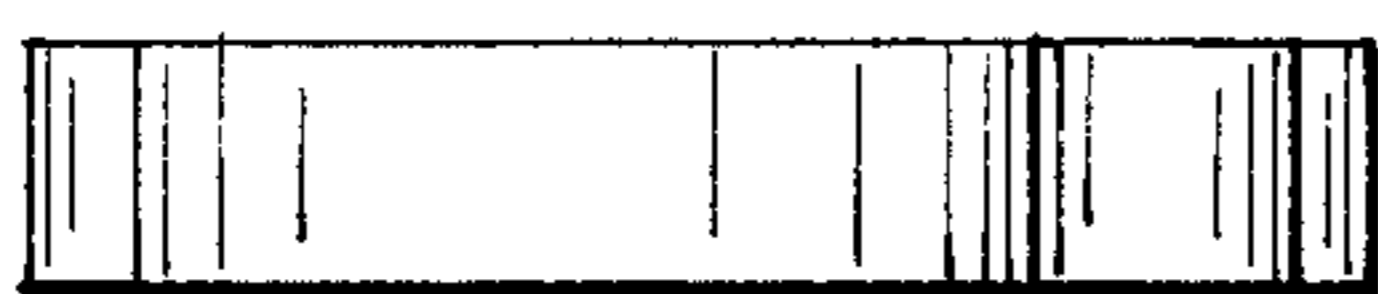


FIG.5

