



US00D511548S

(12) **United States Design Patent**
Wamsley

(10) **Patent No.: US D511,548 S**

(45) **Date of Patent: ** Nov. 15, 2005**

(54) **TWO WAY SIGN HOLDER**

D454,918 S * 3/2002 Wamsley et al. D20/43
D487,115 S 2/2004 Kosir

(75) Inventor: **Stephen D. Wamsley**, Lakewood, OH
(US)

OTHER PUBLICATIONS

(73) Assignee: **Fasteners For Retail, Inc.**, Cleveland,
OH (US)

FFR Yellow Pages® 2003 Product Catalog, Front Cover, pp.
44, 45, 78, 79, 81–84, 92, 94, 97, 98, 121 and 178–181.

(**) Term: **14 Years**

* cited by examiner

(21) Appl. No.: **29/212,696**

Primary Examiner—Robert M. Spear

(22) Filed: **Sep. 7, 2004**

(74) *Attorney, Agent, or Firm*—Fay, Sharpe, Fagan,
Minnich & McKee, LLP

(51) **LOC (8) Cl.** **20-03**

(57) **CLAIM**

(52) **U.S. Cl.** **D20/43**

The ornamental design for a two way sign holder, as shown
and described.

(58) **Field of Search** D6/410; D8/300,
D8/315, 316, 373; D20/10, 43, 44, 99;
40/316, 533, 603, 617, 642.01, 642.02,
649, 650, 653, 654.01, 661, 661.03, 661.05

DESCRIPTION

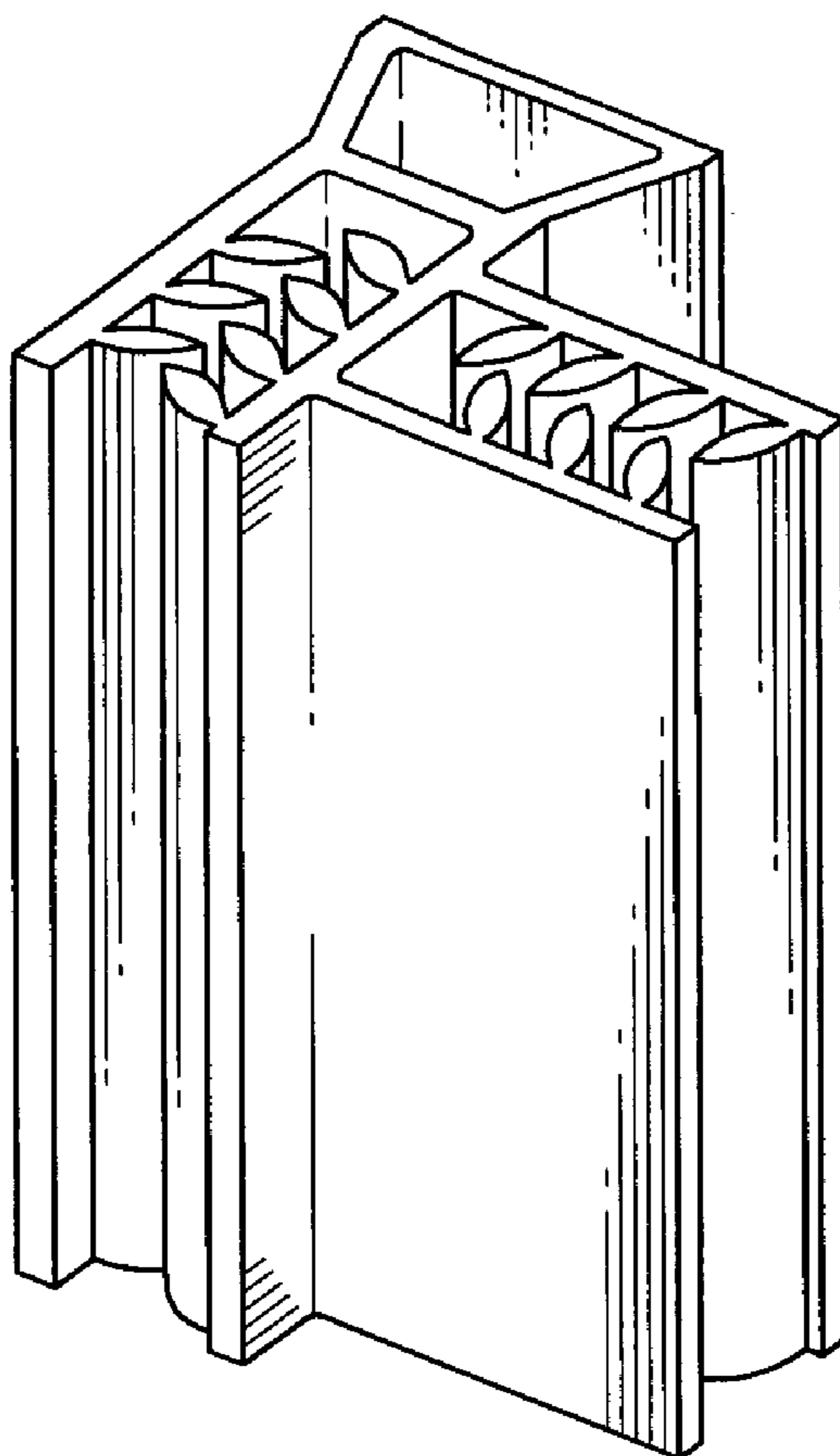
(56) **References Cited**

FIG. 1 is a perspective view of a two way sign holder
showing my new design;
FIG. 2 is a bottom plan view thereof, with a top plan view
being a mirror image thereof;
FIG. 3 is a front elevational view thereof;
FIG. 4 is a rear elevational view thereof;
FIG. 5 is a left side elevational view thereof; and,
FIG. 6 is a right side elevational view thereof.

U.S. PATENT DOCUMENTS

- D275,867 S * 10/1984 Lazzara et al. D20/43
- D322,364 S * 12/1991 Smith D20/44
- D364,799 S * 12/1995 Callas D8/395
- D423,592 S 4/2000 Wamsley
- D453,798 S 2/2002 Gray
- D454,593 S 3/2002 Kosir

1 Claim, 2 Drawing Sheets



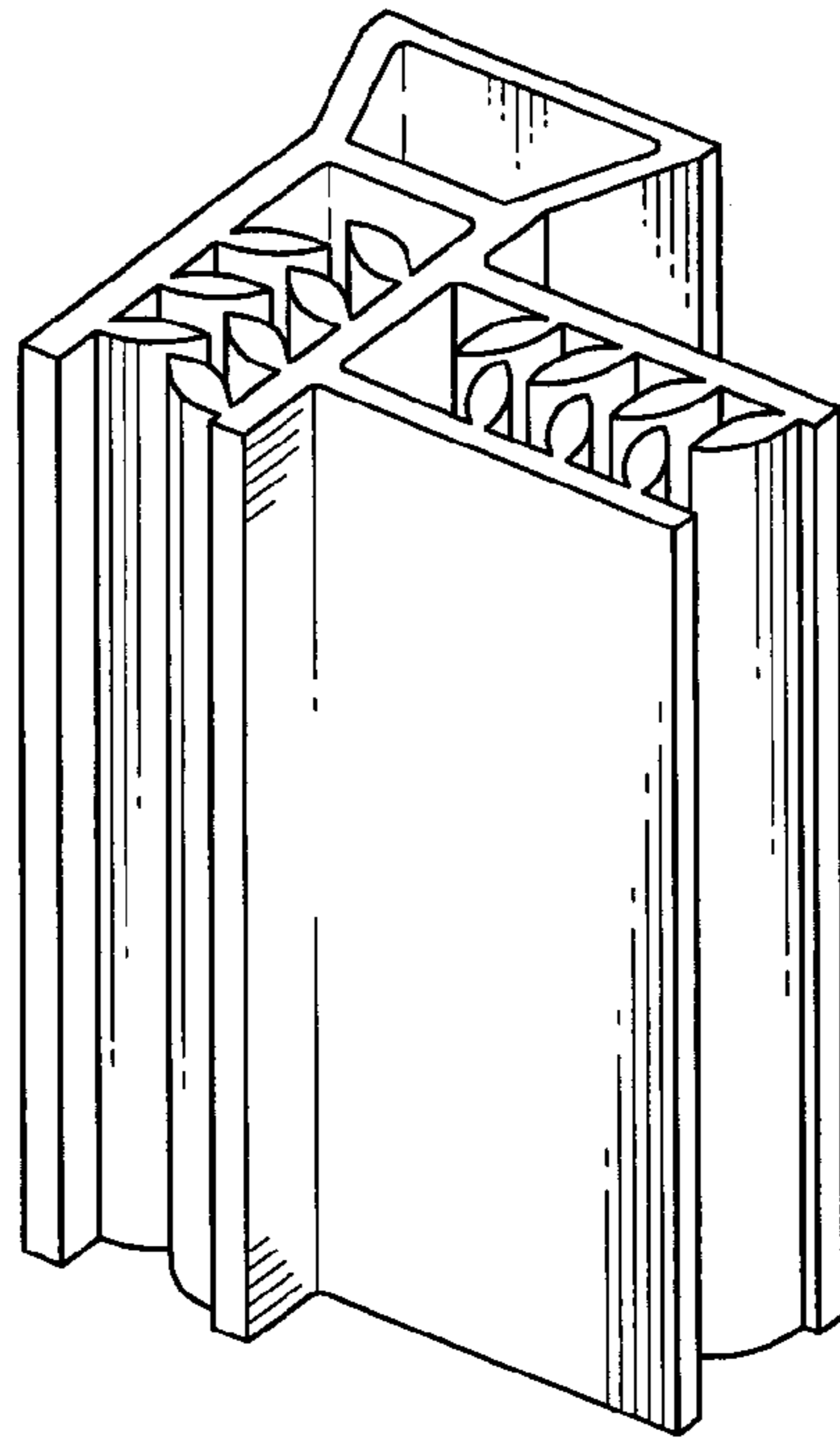


FIG. 1




FIG. 3




FIG. 6

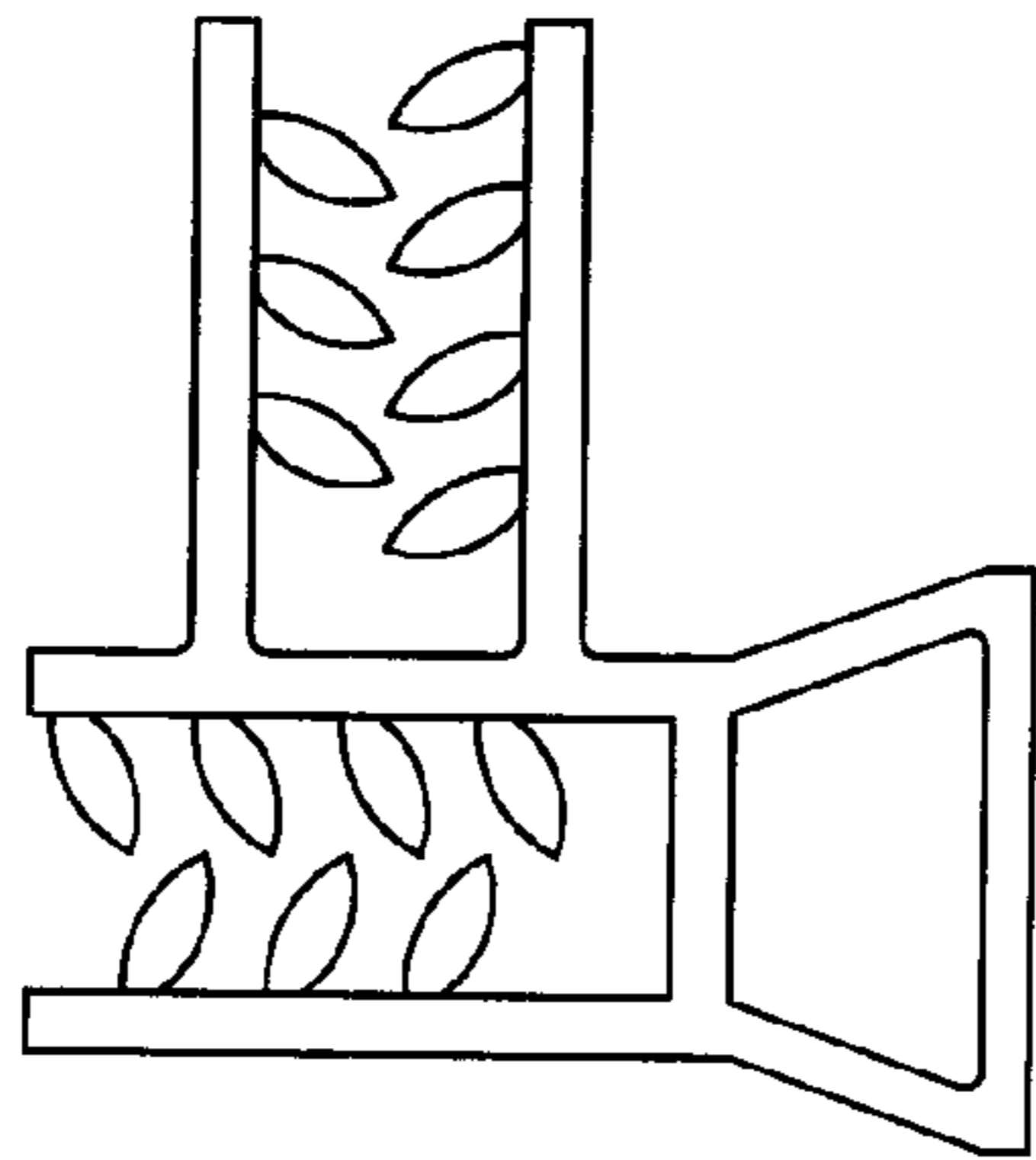


FIG. 2

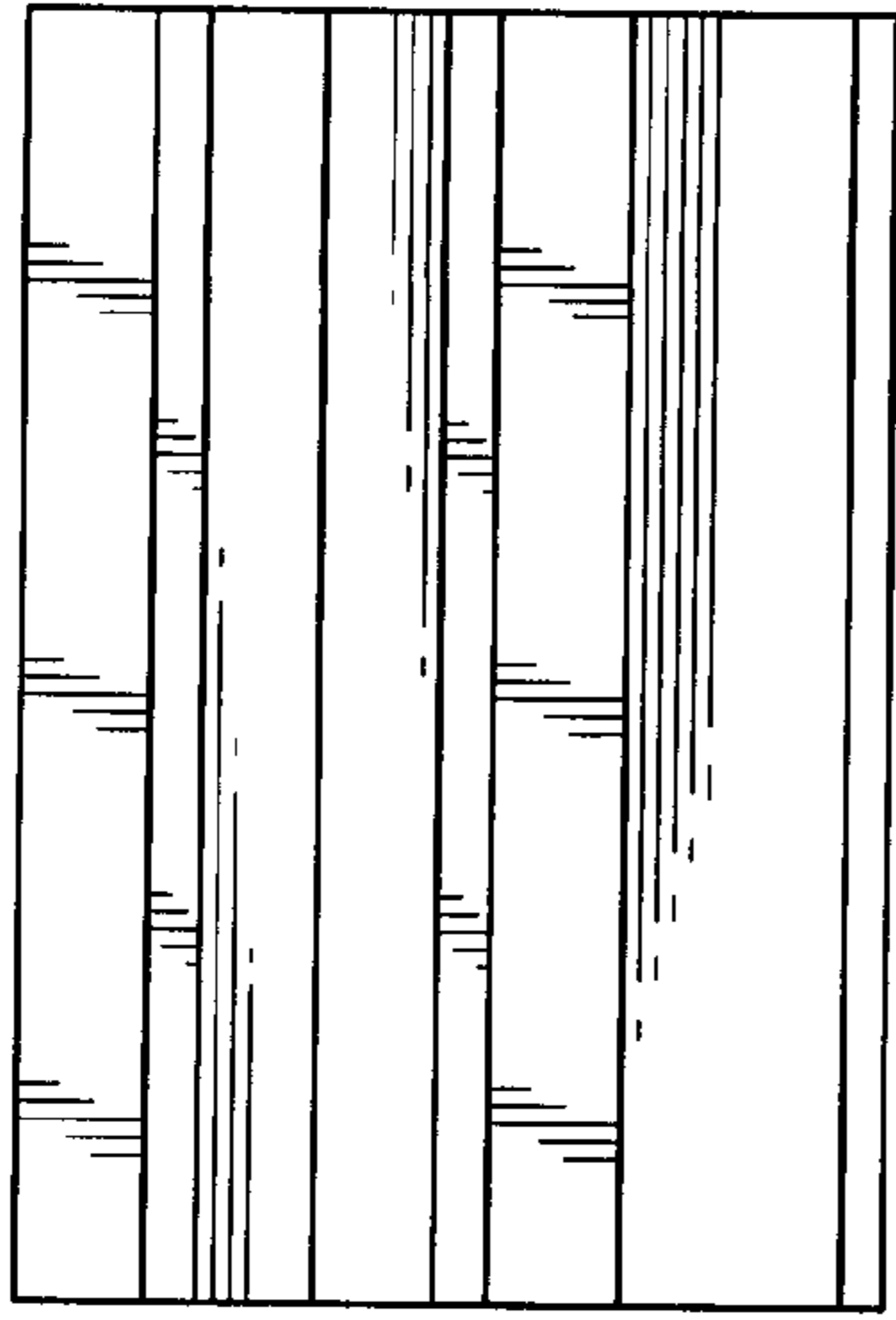


FIG. 5

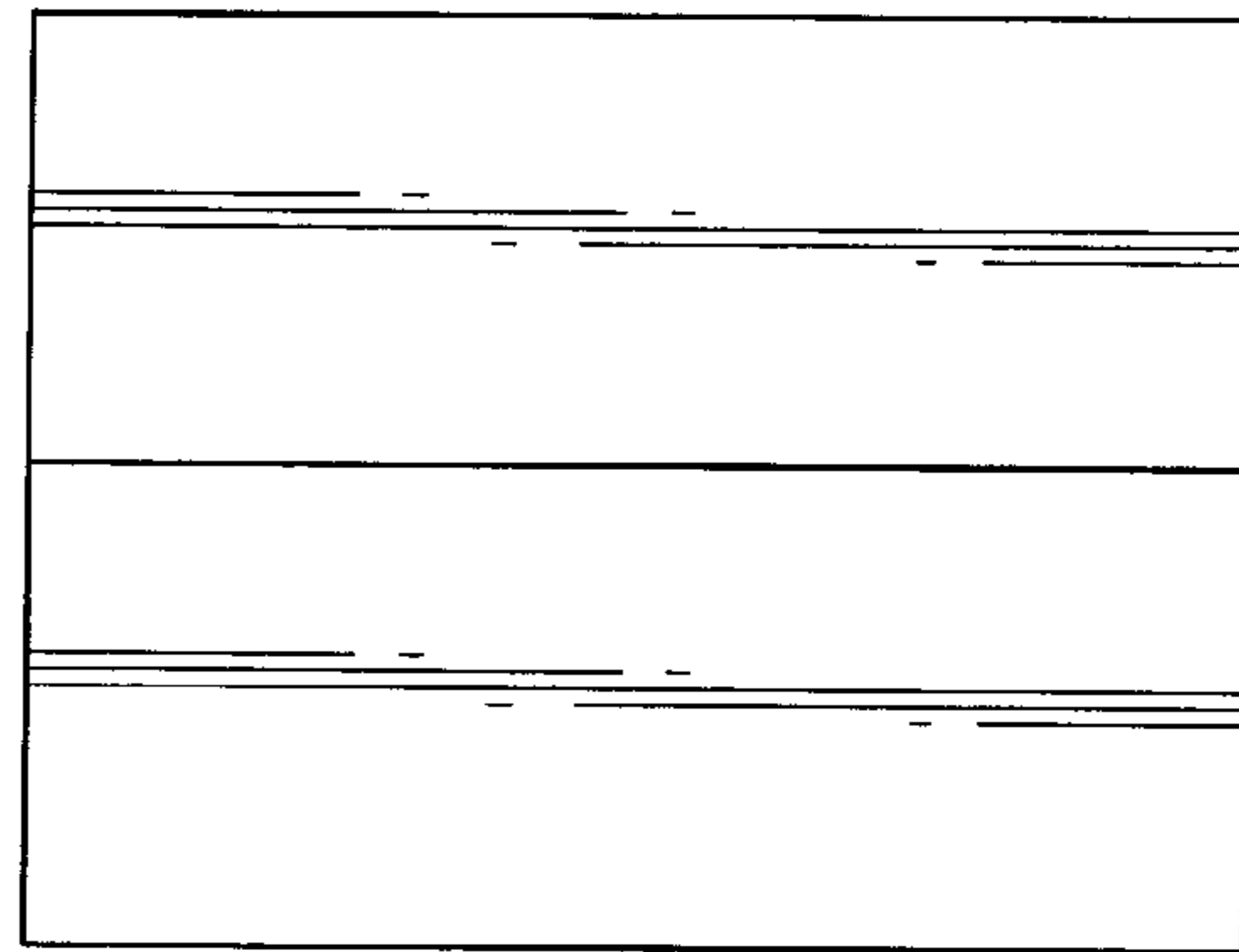


FIG. 4