



US00D511540S

(12) **United States Design Patent**
Hsu

(10) **Patent No.: US D511,540 S**
(45) **Date of Patent: ** Nov. 15, 2005**

(54) **EYEGLASS FRAME**

(75) Inventor: **Wan-Ting Hsu, Tainan (TW)**

(73) Assignee: **Sun Sight Glasses Co., Ltd., Tainan (TW)**

(**) Term: **14 Years**

(21) Appl. No.: **29/204,759**

(22) Filed: **May 3, 2004**

(51) **LOC (8) Cl. 16-06**

(52) **U.S. Cl. D16/314; D16/330**

(58) **Field of Search D16/300-330, D16/101, 332-338; D29/109-110; D24/110.2; 351/41, 44, 51-52, 158, 92, 103-111, 130, 61, 114-119, 122-123; 2/426-432, 448, 441, 447, 434-437**

(56) **References Cited**

U.S. PATENT DOCUMENTS

6,196,681	B1	*	3/2001	Canavan	351/103
D447,764	S	*	9/2001	Chen	D16/330
D456,833	S	*	5/2002	Chen	D16/330
6,386,704	B1	*	5/2002	Wu	351/106
D459,746	S	*	7/2002	Wang	D16/314

D475,731	S	*	6/2003	Lee	D16/314
D475,733	S	*	6/2003	Lee	D16/335
D483,054	S	*	12/2003	Chou	D16/330
D483,392	S	*	12/2003	Chen	D16/335
D485,857	S	*	1/2004	Lee	D16/315
D494,996	S	*	8/2004	Hsu	D16/315
D497,931	S	*	11/2004	Sheldon	D16/314

* cited by examiner

Primary Examiner—Raphael Barkai

(74) *Attorney, Agent, or Firm*—Alan D. Kamrath; Nikolai & Mersereau, P.A.

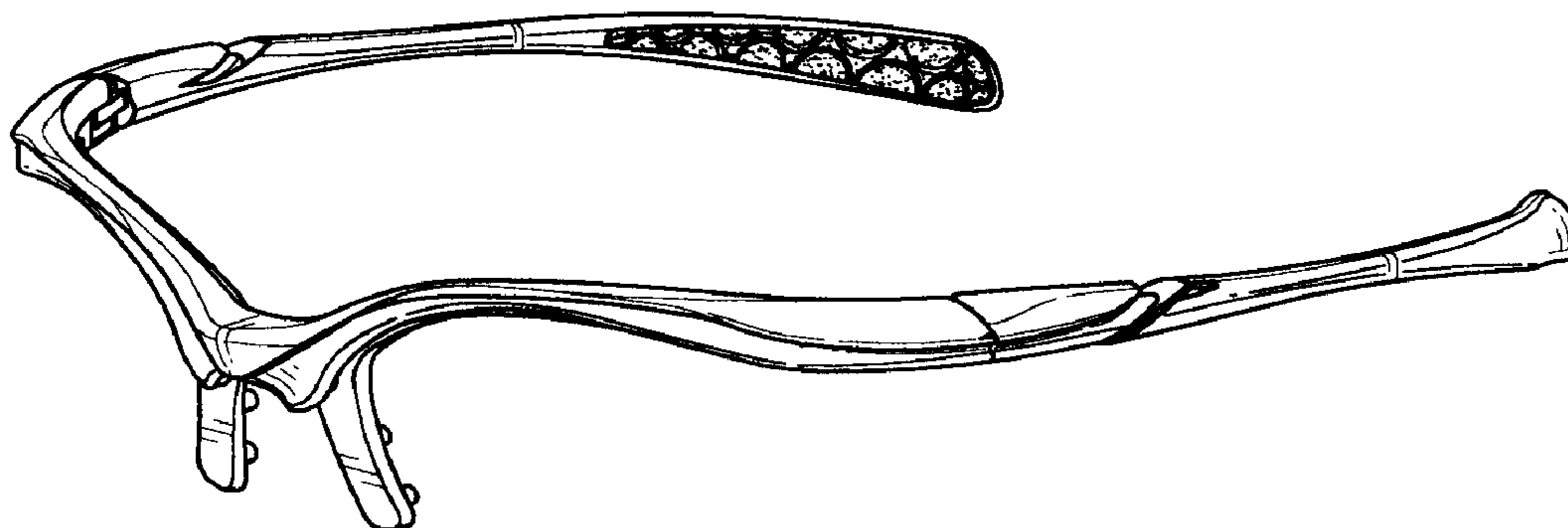
(57) **CLAIM**

The ornamental design for an eyeglass frame, as shown and described.

DESCRIPTION

FIG. 1 is a perspective view of an eyeglass frame showing my new design;
FIG. 2 is a front side elevational view thereof;
FIG. 3 is a rear side elevational view thereof;
FIG. 4 is a side elevational view thereof, the opposite side view being a mirror image thereof
FIG. 5 is a top plan view thereof; and,
FIG. 6 is a bottom plan view thereof.

1 Claim, 4 Drawing Sheets



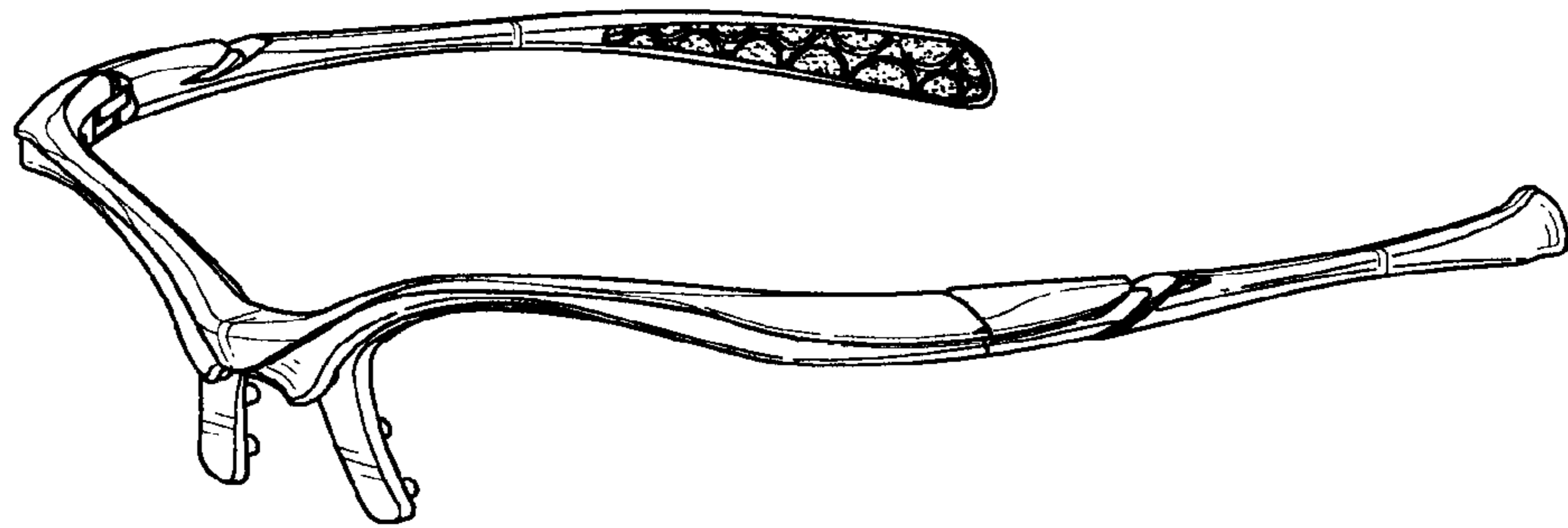


FIG. 1

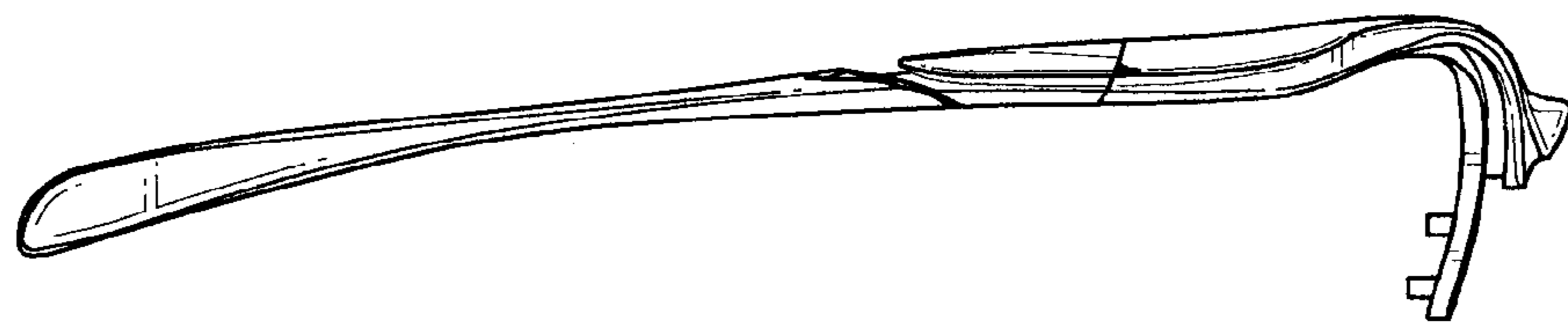


FIG. 4

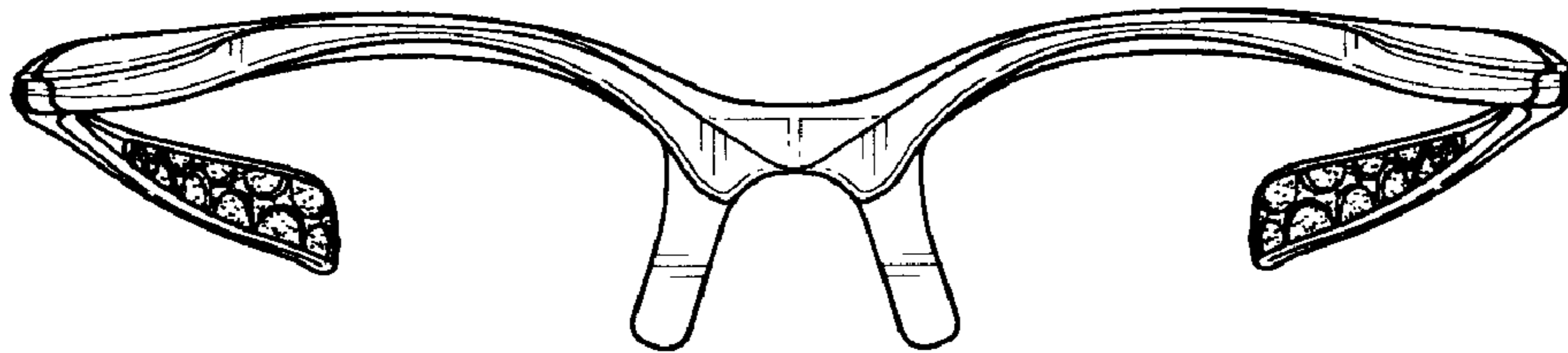


FIG. 2

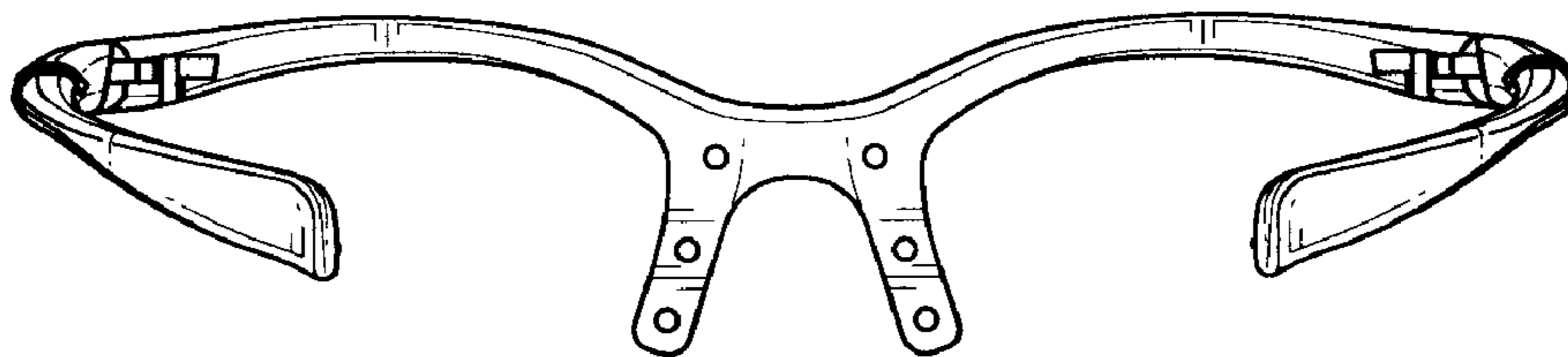


FIG. 3

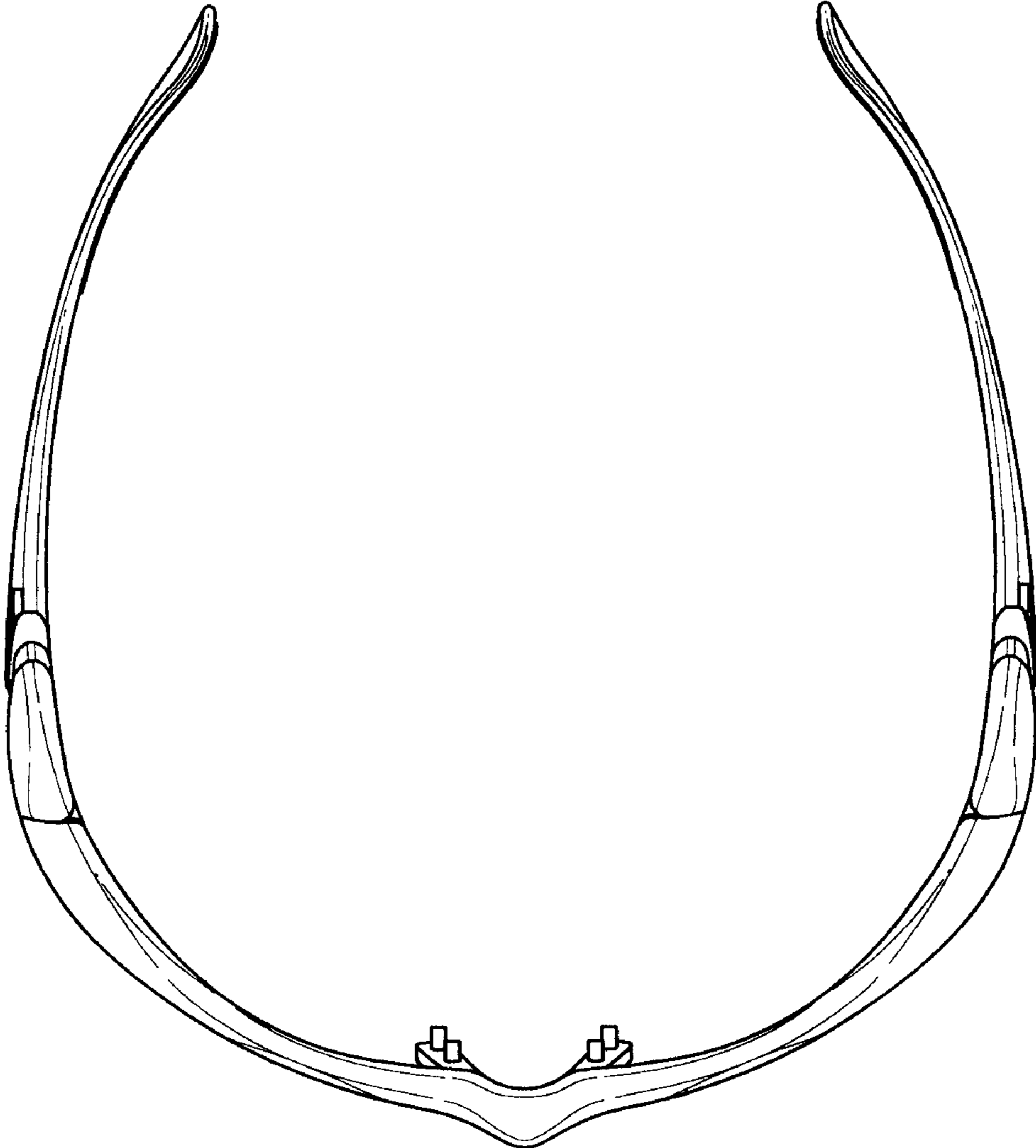


FIG. 5




FIG. 6