



US00D511534S

(12) **United States Design Patent**
Ertz et al.

(10) **Patent No.:** **US D511,534 S**
(45) **Date of Patent:** **** Nov. 15, 2005**

(54) **COMBINED ICE AND WATER DISPENSER
FACADE FOR A REFRIGERATOR**

(75) Inventors: **Lawrence J. Ertz**, Amana, IA (US);
Douglas A. Heims, Cedar Rapids, IA
(US); **David Allen Stauffer**, Belle
Plaine, IA (US)

(73) Assignee: **Maytag Corporation**, Newton, IA (US)

(**) Term: **14 Years**

(21) Appl. No.: **29/203,651**

(22) Filed: **Apr. 19, 2004**

(51) **LOC (8) Cl.** **15-07**

(52) **U.S. Cl.** **D15/89**

(58) **Field of Search** D15/79-82, 85,
D15/89-91; 62/246-255, 275, 337, 344,
3.6; 220/592.01, 592.02; 312/116

(56) **References Cited**

U.S. PATENT DOCUMENTS

5,033,273	A	*	7/1991	Buchser et al.	62/344
5,269,154	A	*	12/1993	Schmidt	62/275
D365,579	S	*	12/1995	Baker et al.	D15/89
5,474,213	A		12/1995	Unger		
D379,095	S	*	5/1997	Sparks	D15/85
D415,504	S	*	10/1999	Han	D15/85
D449,624	S	*	10/2001	Yu	D15/81
D449,625	S	*	10/2001	Yu	D15/81

D477,336	S	*	7/2003	Kwak et al.	D15/85
D477,340	S	*	7/2003	Kim et al.	D15/85
6,651,449	B2		11/2003	Heims et al.		
D496,055	S	*	9/2004	Kim	D15/85

* cited by examiner

Primary Examiner—Stella Reid

Assistant Examiner—Shanda C. Hill

(74) *Attorney, Agent, or Firm*—Diederiks & Whitelaw,
PLC

(57) **CLAIM**

The ornamental design for a combined ice and water dispenser façade for a refrigerator, as shown and described.

DESCRIPTION

FIG. 1 is a reduced view of a combined ice and water dispenser façade for a refrigerator showing our new design; FIG. 2 is a perspective view of the combined ice and water dispenser façade for a refrigerator; FIG. 3 is a front elevational view thereof; FIG. 4 is a right side elevational view thereof, the left side elevational view being a mirror image; FIG. 5 is a top plan view thereof; and, FIG. 6 is a bottom plan view thereof. The broken lines in FIGS. 1 and 4-6 showing portions of a refrigerator, as well as the wording and icons shown in FIGS. 1-3, are for illustrative purposes only and form no part of the claimed invention.

1 Claim, 5 Drawing Sheets

FIG. 1

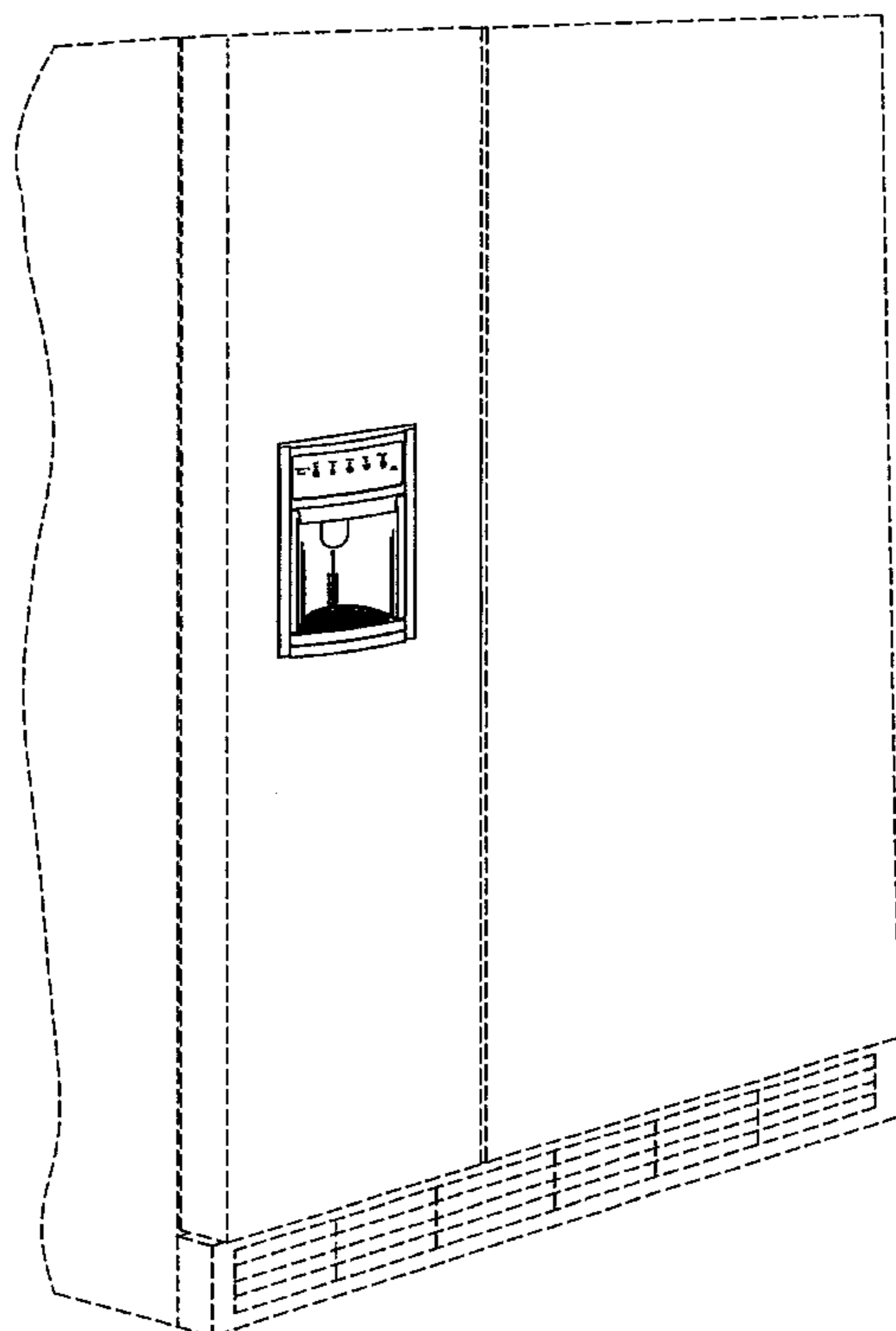


FIG. 1

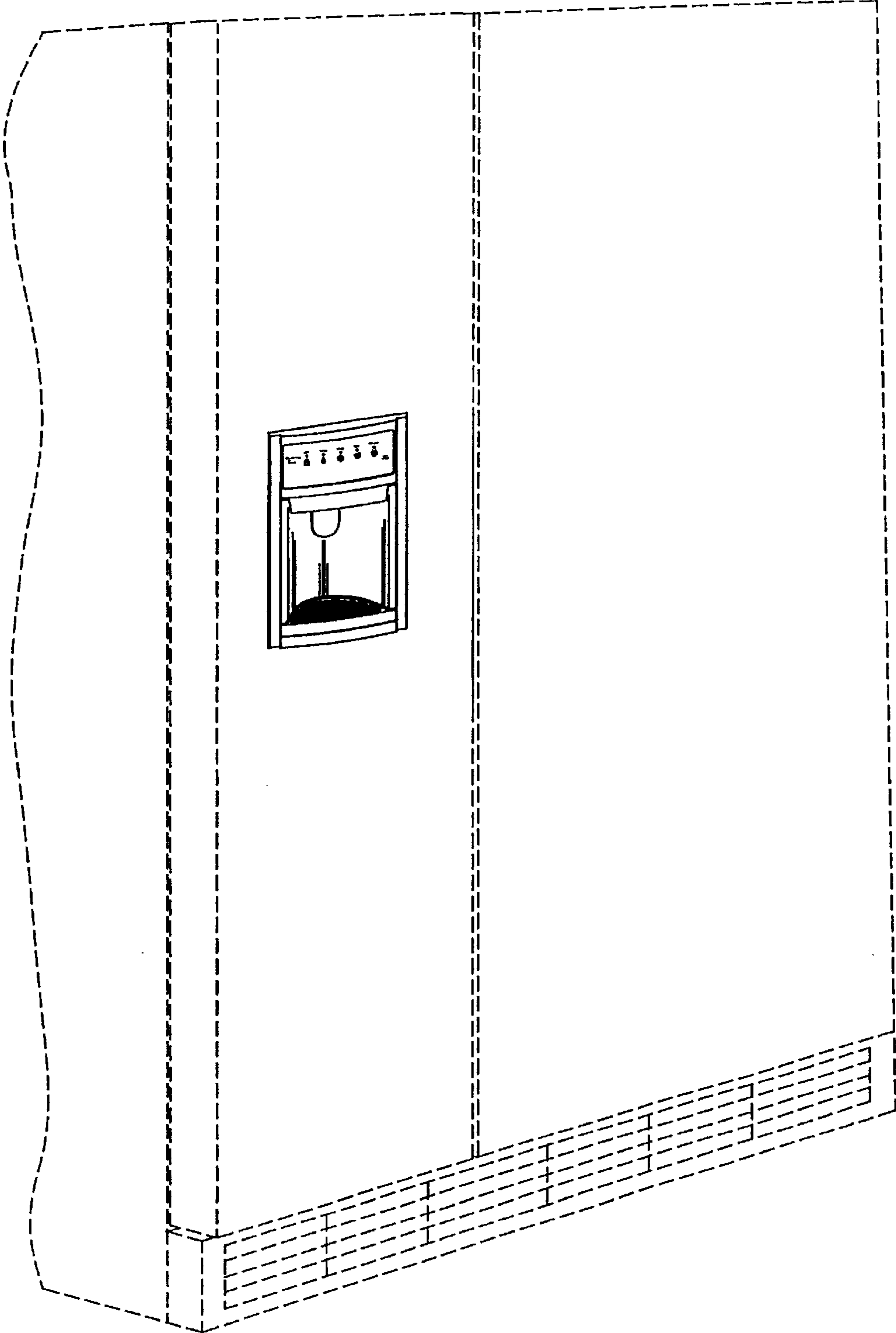


FIG. 2

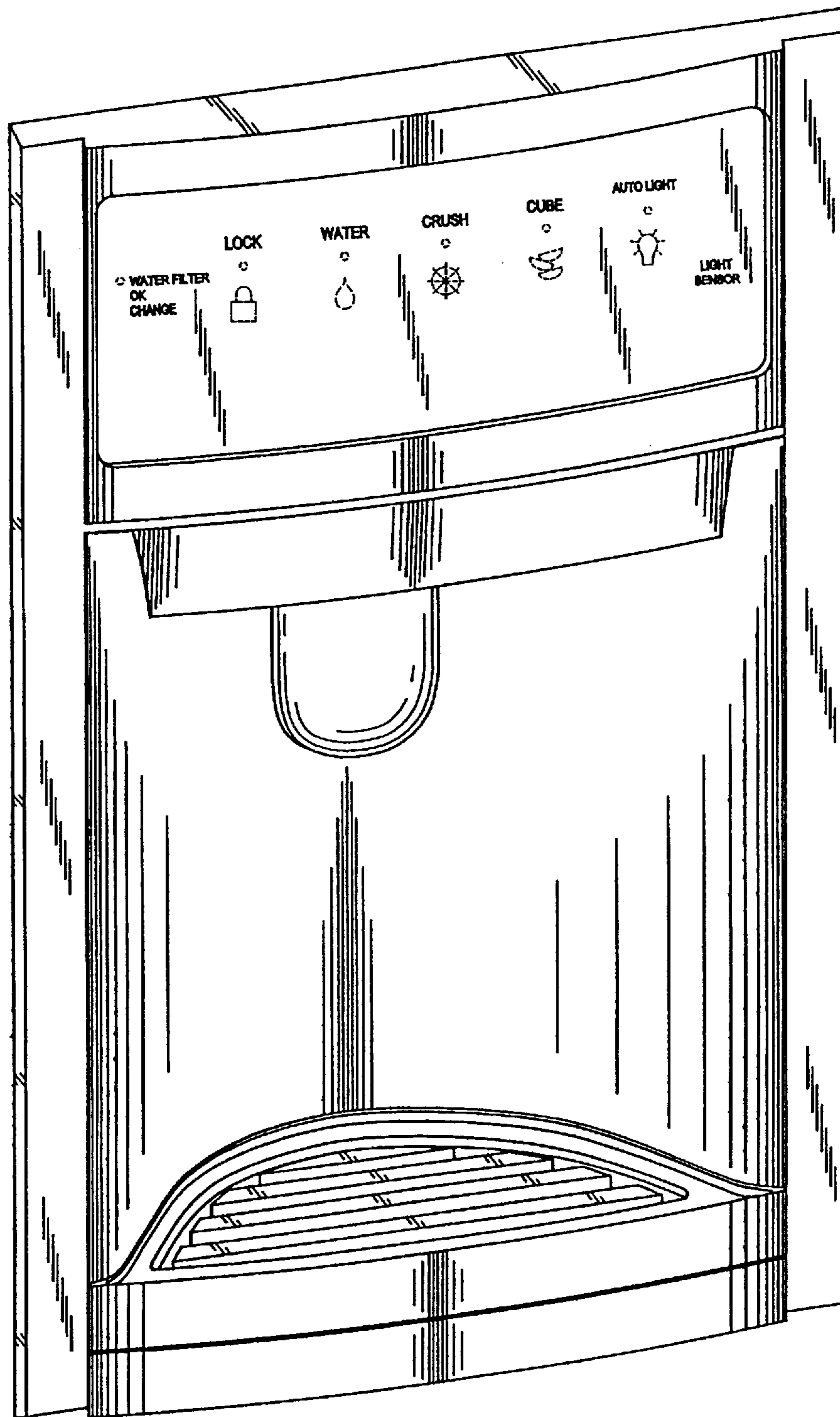


FIG. 3

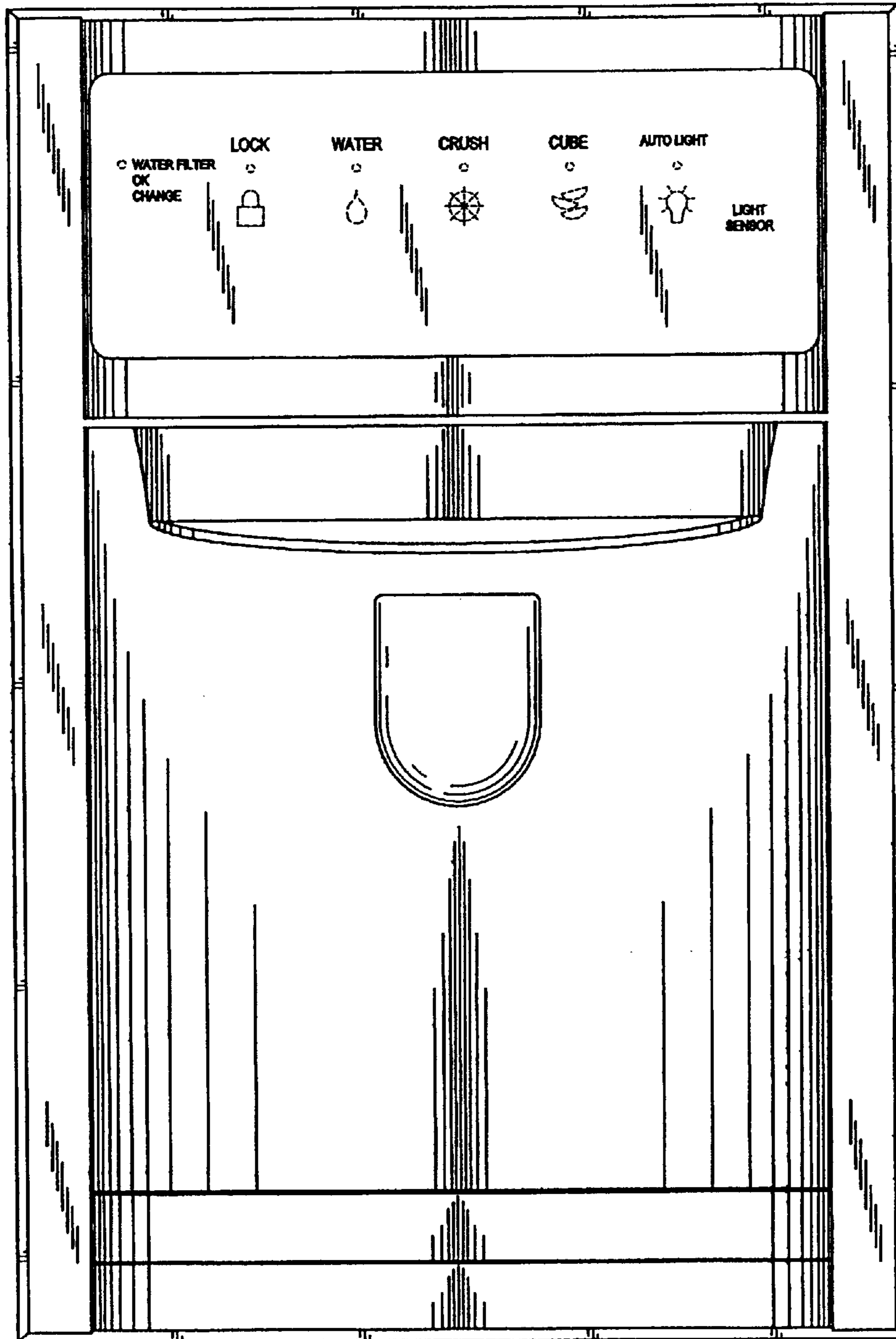


FIG. 4

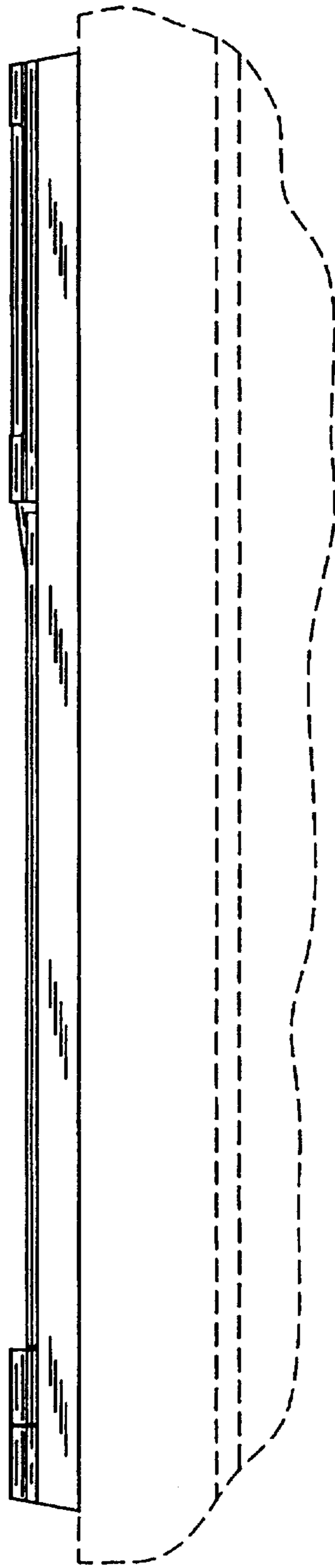


FIG. 5

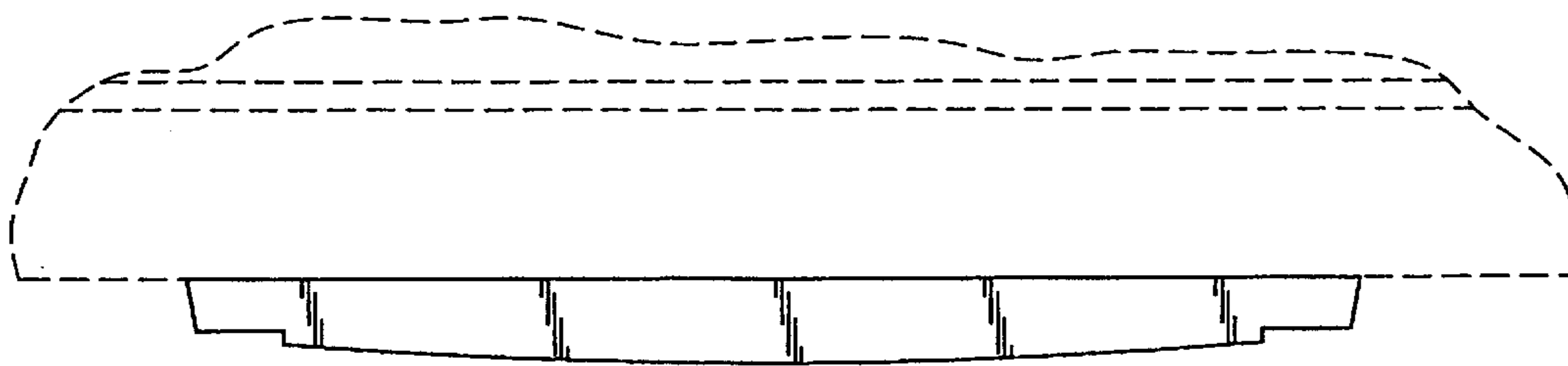


FIG. 6

