



US00D511521S

(12) **United States Design Patent**
Schmidt et al.

(10) **Patent No.:** **US D511,521 S**

(45) **Date of Patent:** **** Nov. 15, 2005**

(54) **FRONT COVER OF A 2U DATA STORAGE SUBSYSTEM**

D437,325 S * 2/2001 Searby et al. D14/445
D469,087 S * 1/2003 Sue et al. D14/349
D469,430 S * 1/2003 Sue et al. D14/349

(75) Inventors: **Peter Otto Schmidt**, Los Gatos, CA (US); **Paul Robert Boulay**, Campbell, CA (US); **Kevin Paul Perera**, Berkeley, CA (US); **Charles Anthony Woerner**, Alamo, CA (US); **Michael Lee Workman**, Saratoga, CA (US)

* cited by examiner

Primary Examiner—Freda S. Nunn
(74) *Attorney, Agent, or Firm*—Robert Moll

(73) Assignee: **Pillar Data Systems, Inc.**, San Jose, CA (US)

(57) **CLAIM**

The ornamental design for a front cover of a 2U data storage subsystem, as shown and described.

(**) Term: **14 Years**

DESCRIPTION

(21) Appl. No.: **29/197,158**

FIG. 1 is a perspective view of a front cover of a 2U data storage subsystem;

(22) Filed: **Jan. 12, 2004**

FIG. 2 is a perspective view illustrating where the front cover of a 2U data storage subsystem is located in a 19-inch equipment rack;

(51) **LOC (8) Cl.** **14-02**

(52) **U.S. Cl.** **D14/441**

(58) **Field of Search** D14/441–446,
D14/349, 313; D13/162, 184, 199; 312/223.2;
361/680–686, 690–696

FIG. 3 is a front view thereof;
FIG. 4 is a top plan view thereof;
FIG. 5 is a bottom plan view thereof;
FIG. 6 is a side view of one end thereof; and,
FIG. 7 is a side view of the other end thereof.

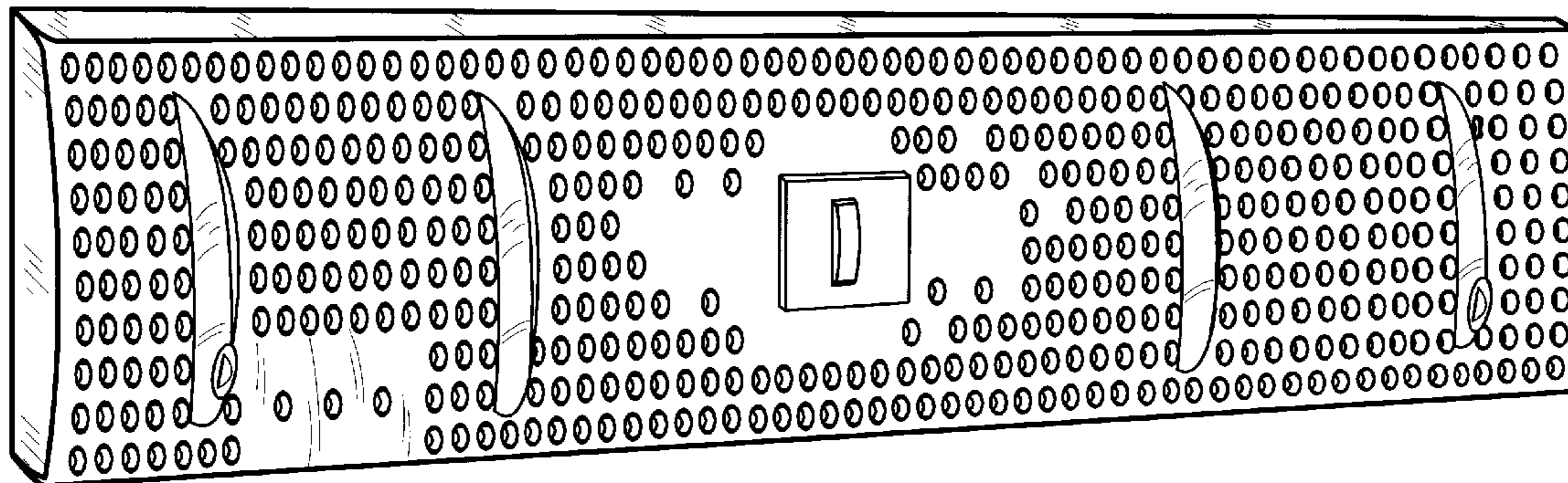
(56) **References Cited**

The broken lines shown in the various Figures are shown for illustrative purposes only and form no part of the claimed design.

U.S. PATENT DOCUMENTS

6,075,698 A * 6/2000 Hogan et al. 361/695
D435,559 S * 12/2000 Tanaka D14/444

1 Claim, 7 Drawing Sheets



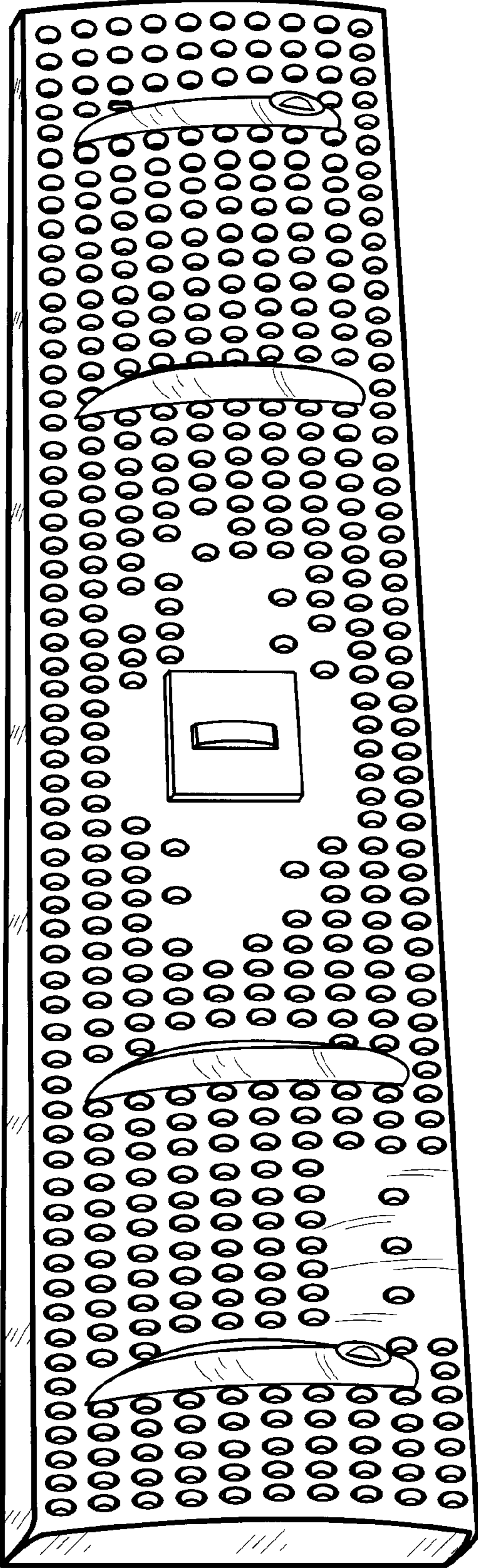


FIGURE 1

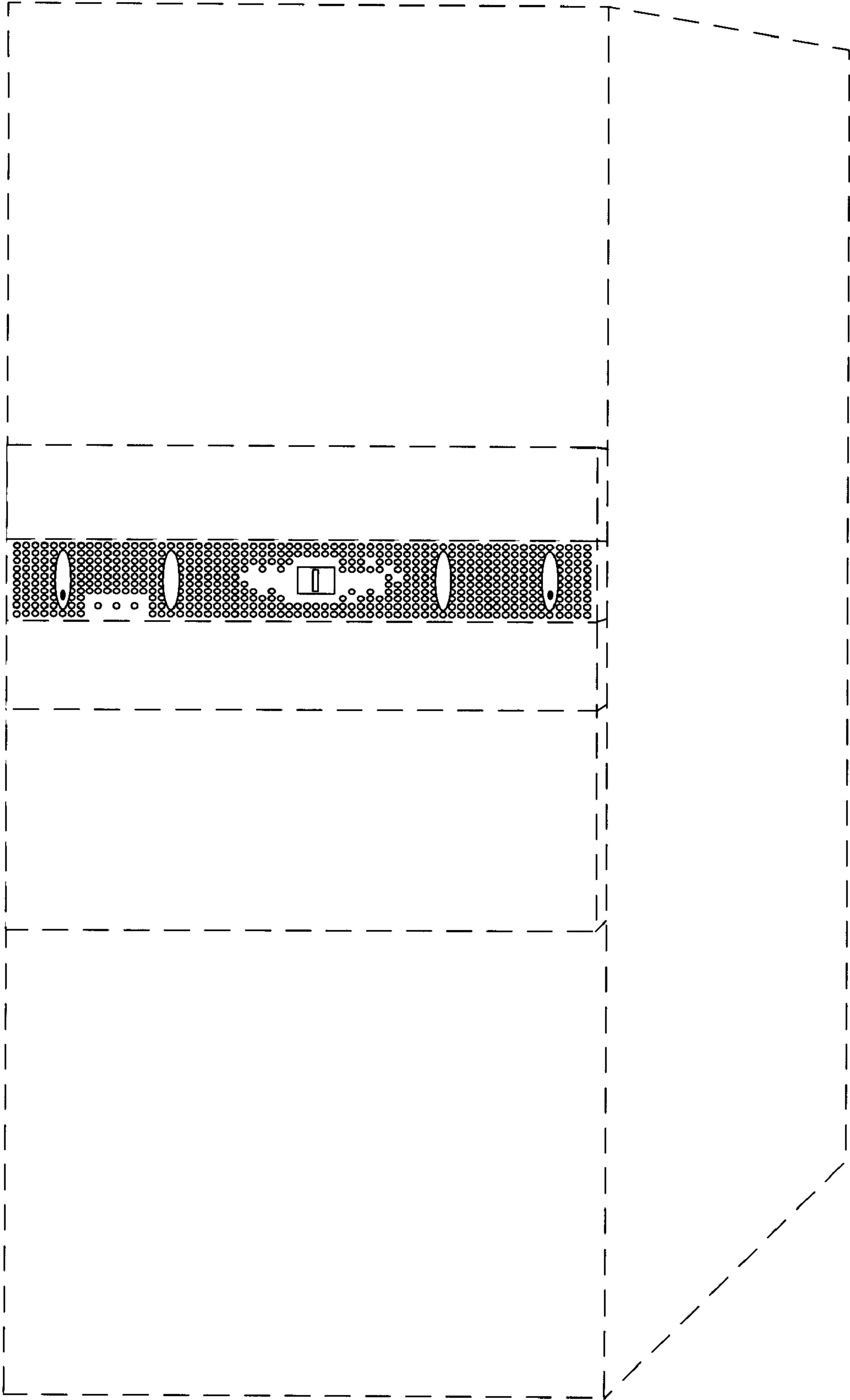


FIGURE 2

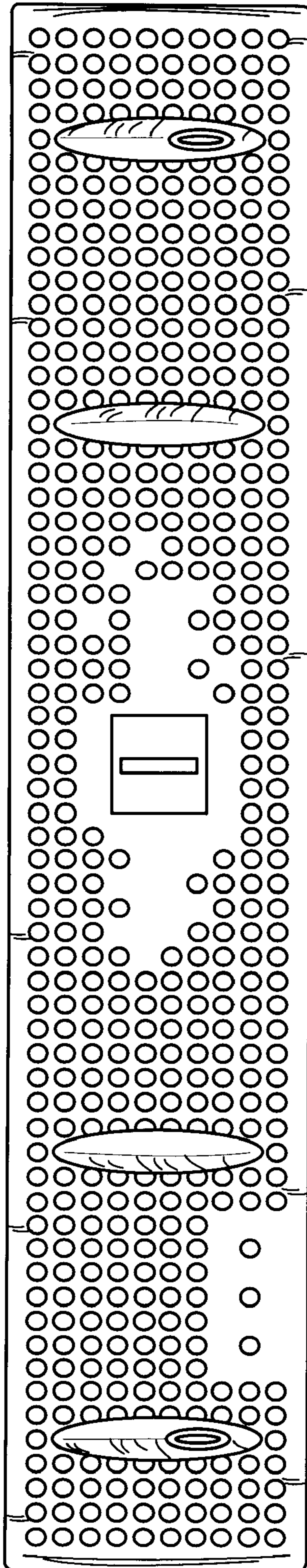


FIGURE 3

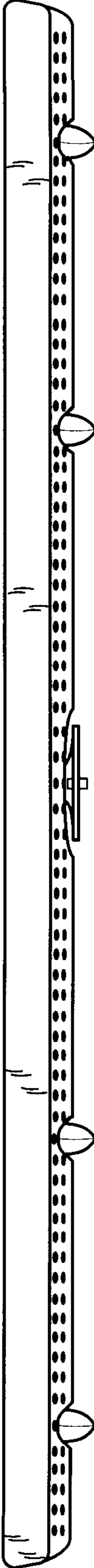


FIGURE 4

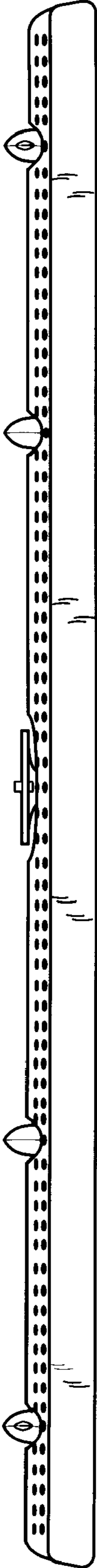


FIGURE 5

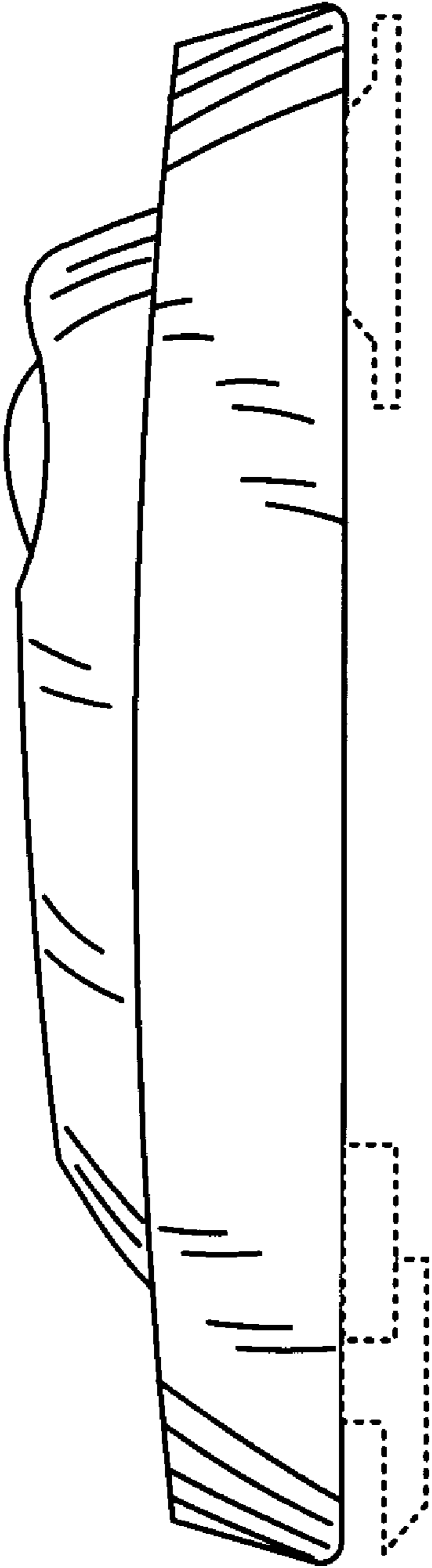


FIGURE 6

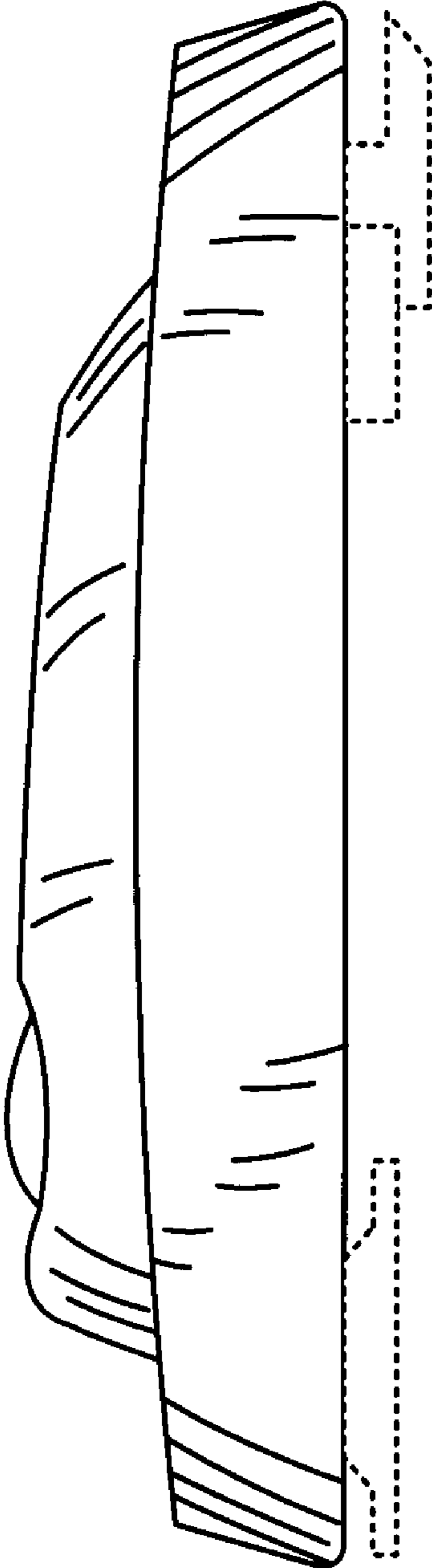


FIGURE 7