



US00D511516S

(12) **United States Design Patent** (10) **Patent No.:** **US D511,516 S**
Ohta (45) **Date of Patent:** **** Nov. 15, 2005**

(54) **PORTION OF A KEYBOARD**
(75) Inventor: **Seiya Ohta**, Issaquah, WA (US)
(73) Assignee: **Microsoft Corporation**, Redmond, WA (US)
(**) Term: **14 Years**
(21) Appl. No.: **29/208,185**
(22) Filed: **Jun. 25, 2004**
(51) **LOC (8) Cl.** **14-02**
(52) **U.S. Cl.** **D14/398**
(58) **Field of Search** D14/391-399, D14/455; D18/1, 2, 7, 11; 178/17 A, 17 C; 200/5 A, 5 R, 6 A, 6 R; 235/145 A, 145 R; 341/22, 23; 345/160, 168; 400/486-489, 492

5,923,007 A 7/1999 Emmert
5,957,595 A 9/1999 Chen
D418,499 S 1/2000 Brunner et al.
D428,613 S * 7/2000 Chen D14/393
D442,590 S * 5/2001 Ledbetter et al. D14/393
D445,799 S 7/2001 Prokop
D454,120 S 3/2002 Sadowski et al.
D455,737 S 4/2002 Salmi et al.
D458,258 S 6/2002 Hayes et al.
D464,051 S * 10/2002 Wu D14/392
D467,589 S * 12/2002 Jones et al. D14/455
D471,909 S 3/2003 Tritschler
D474,470 S 5/2003 Wu et al.
D474,478 S 5/2003 Laverick et al.
D476,657 S 7/2003 Chou
D484,886 S 1/2004 Matsuoka
D491,182 S 6/2004 Sheehan et al.
6,823,222 B2 11/2004 Chen et al.
2003/0210232 A1 11/2003 Chen

* cited by examiner

(56) **References Cited**
U.S. PATENT DOCUMENTS

1,730,233 A 10/1929 Norviel
D123,892 S 12/1940 Pellegrin
D132,433 S 5/1942 Pellegrin
3,369,100 A 2/1968 Kussy et al.
D241,853 S 10/1976 Spira et al.
D287,598 S 1/1987 Moggridge
D333,124 S 2/1993 Carson
D352,278 S 11/1994 Sharpe, III et al.
5,412,165 A 5/1995 Malone et al.
D376,592 S * 12/1996 Tsai D14/398
5,717,430 A * 2/1998 Copland et al. 345/168
D398,912 S 9/1998 Phillips
D408,366 S 4/1999 Popadiuk
D411,839 S 7/1999 Au Yeung
D412,324 S 7/1999 Oba

Primary Examiner—Freda S. Nunn
(74) *Attorney, Agent, or Firm*—Banner & Witcoff, Ltd.

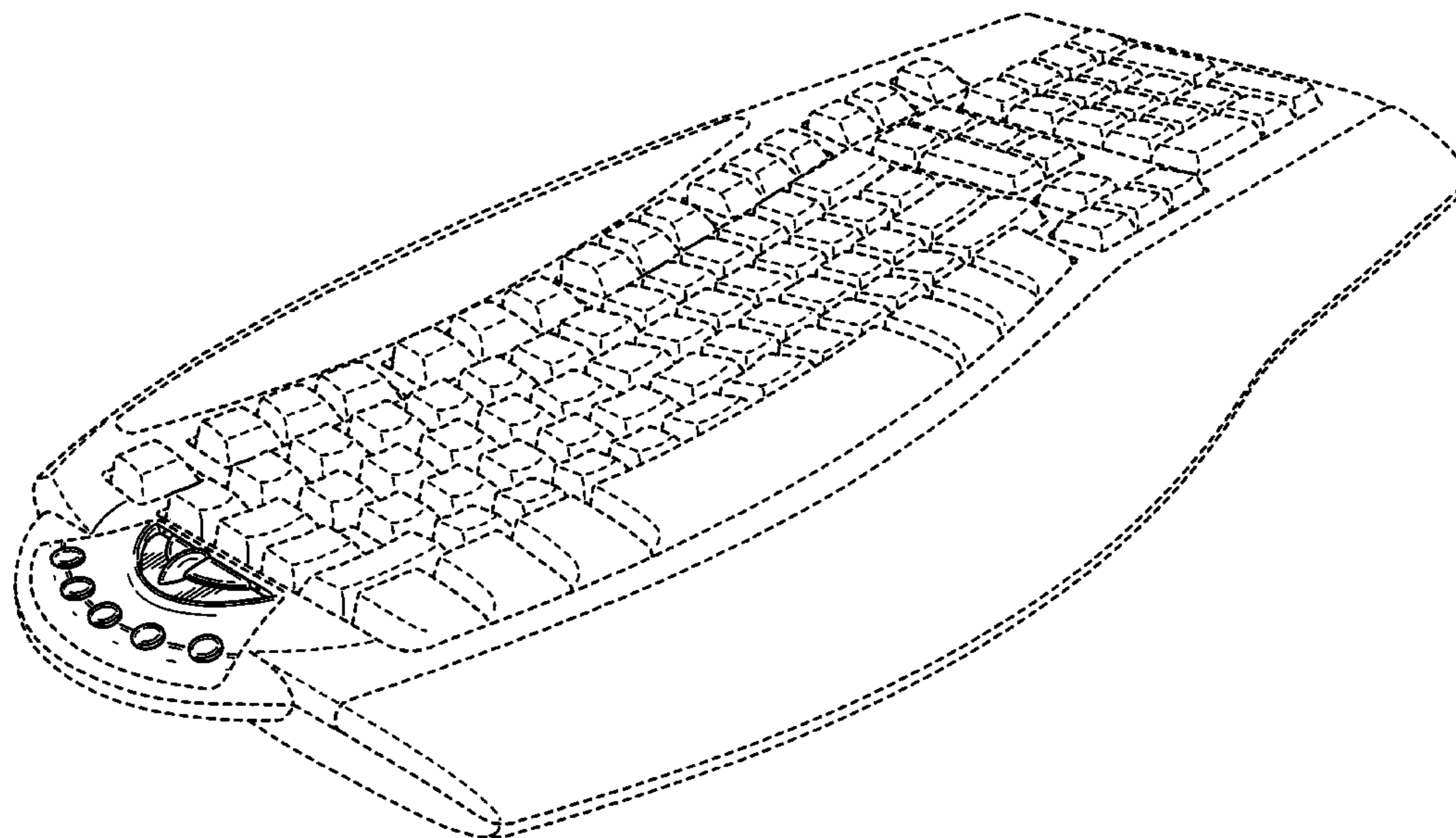
(57) **CLAIM**

The ornamental design for a portion of a keyboard, as shown and described.

DESCRIPTION

FIG. 1 is a top perspective view of a portion of a keyboard showing my new design; and, FIG. 2 is a top view thereof. The broken line showing of the remainder of the keyboard is for illustrative purposes only and forms no part of the claimed design.

1 Claim, 2 Drawing Sheets



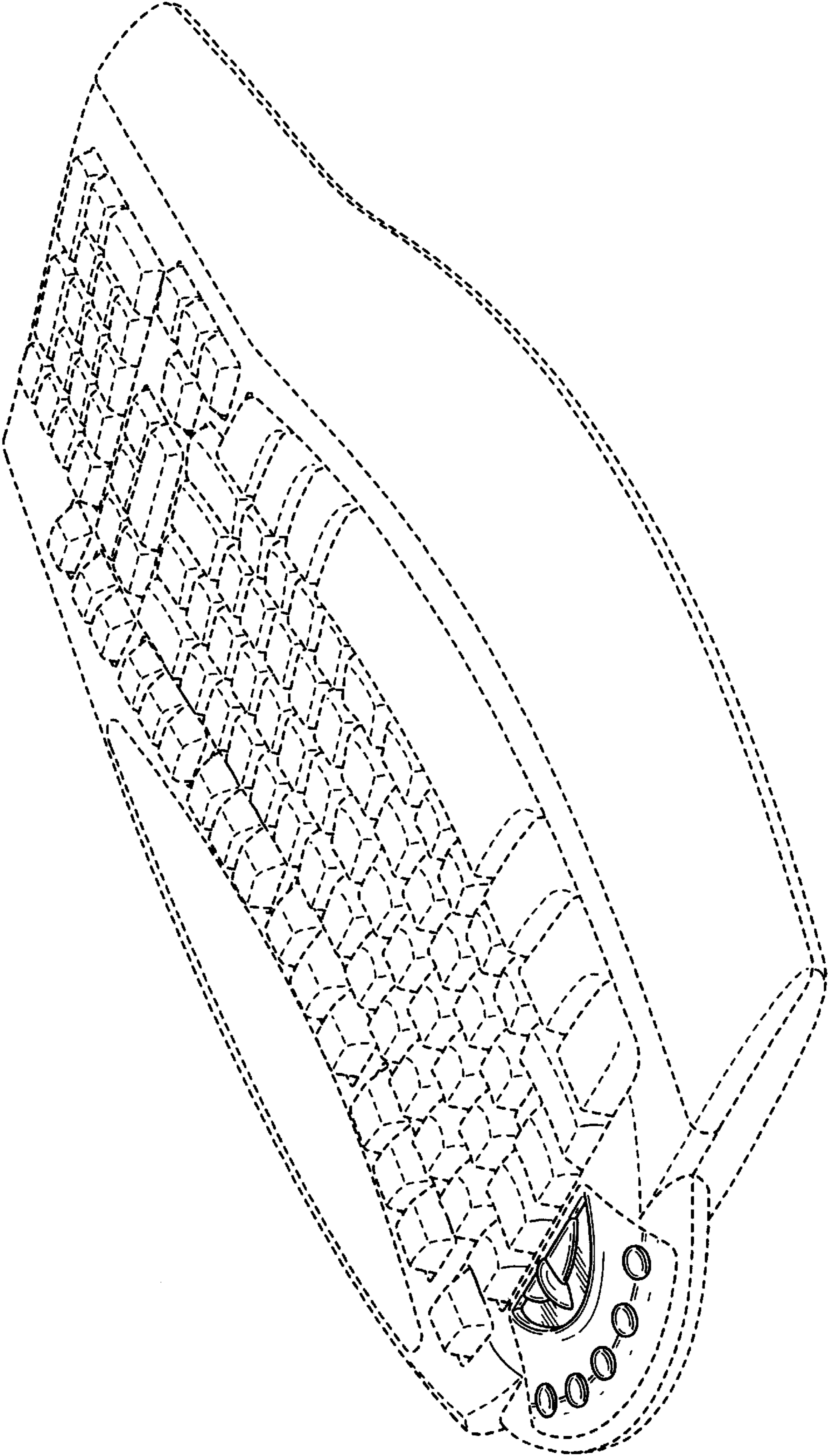


FIG. 7

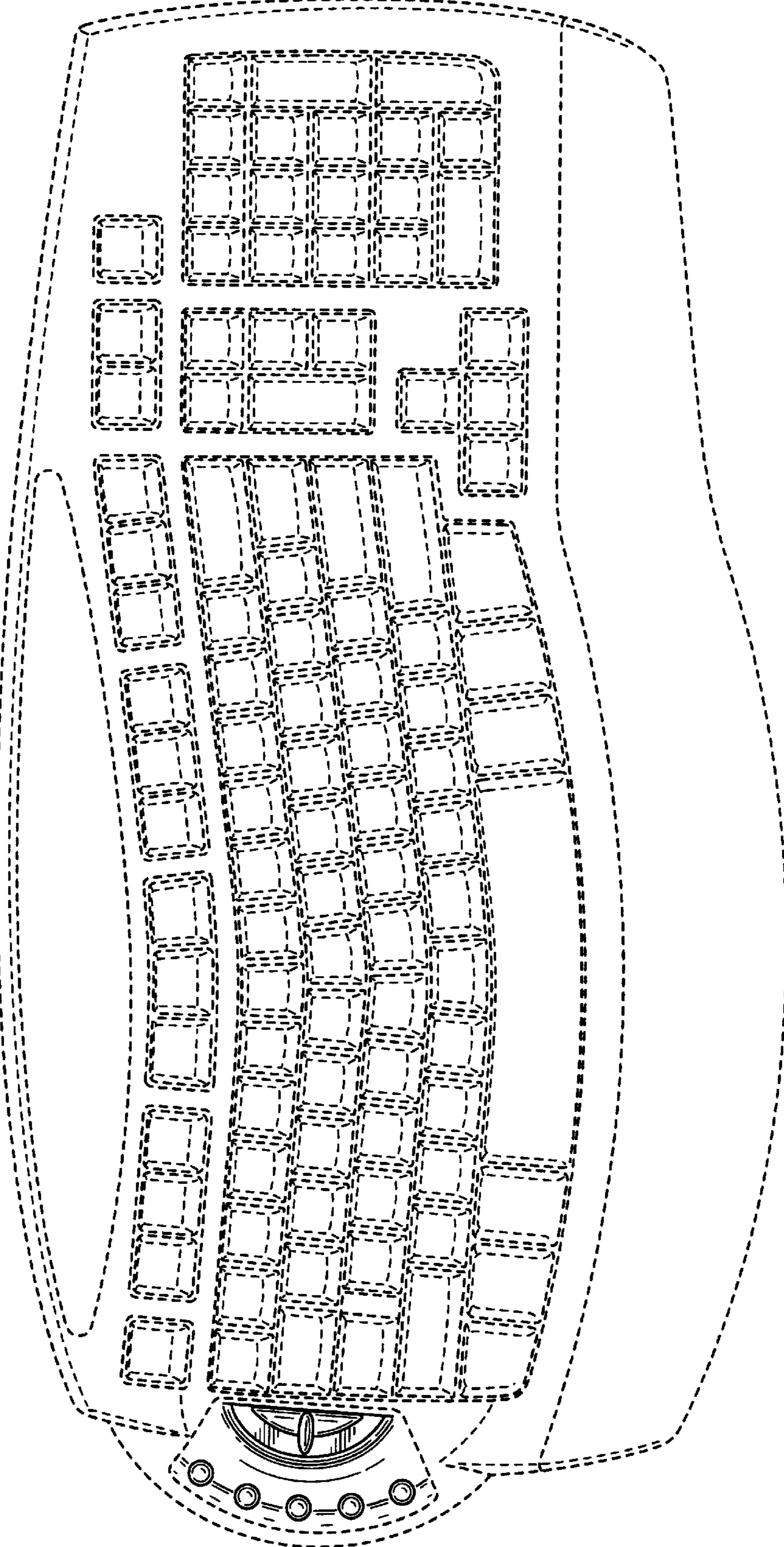


FIG. 2