



US00D511515S

(12) **United States Design Patent**  
**Huang et al.**

(10) **Patent No.: US D511,515 S**

(45) **Date of Patent: \*\* Nov. 15, 2005**

(54) **NOTEBOOK COMPUTER**

6,621,691 B2 \* 9/2003 Howell ..... 361/683  
D489,366 S \* 5/2004 Lu ..... D14/318

(75) Inventors: **Che-Min Huang**, Tu-Chen (TW);  
**Fu-Min Wang**, Tu-Chen (TW);  
**Jing-Renn Yu**, Tu-Chen (TW);  
**Chao-Chi Chang**, Tu-Chen (TW);  
**Meng-Tse Tsai**, Tu-Chen (TW)

\* cited by examiner

*Primary Examiner*—Freda S. Nunn  
(74) *Attorney, Agent, or Firm*—Wei Te Chung

(73) Assignee: **Hon Hai Precision Ind.Co., Ltd.**,  
Taipei Hsien (TW)

(57) **CLAIM**

The ornamental design for a notebook computer, as shown and described.

(\*\*) Term: **14 Years**

**DESCRIPTION**

(21) Appl. No.: **29/213,223**

FIG. 1 is a perspective view of a notebook computer of our new design;

(22) Filed: **Sep. 14, 2004**

FIG. 2 is a front elevational view thereof;

(51) **LOC (8) Cl.** ..... **14-02**

FIG. 3 is a rear elevational view thereof;

(52) **U.S. Cl.** ..... **D14/327**

FIG. 4 is a left side elevational view thereof;

(58) **Field of Search** ..... D14/315-328;  
235/145 A, 145 R; 341/22, 23; 345/104,  
156, 168, 169; 361/680-686, 690-696;  
400/486, 489; D18/1, 2, 7; 348/373

FIG. 5 is a right side elevational view thereof;

FIG. 6 is a top plan view thereof;

FIG. 7 is a bottom plan view thereof; and,


FIG. 8 is another perspective view thereof in the open position for explanatory purpose only and in a reduced scale, wherein the parts shown in broken lines form no part of the claimed design.

(56) **References Cited**

**U.S. PATENT DOCUMENTS**

D448,764 S \* 10/2001 Marsalka et al. .... D14/345

**1 Claim, 6 Drawing Sheets**



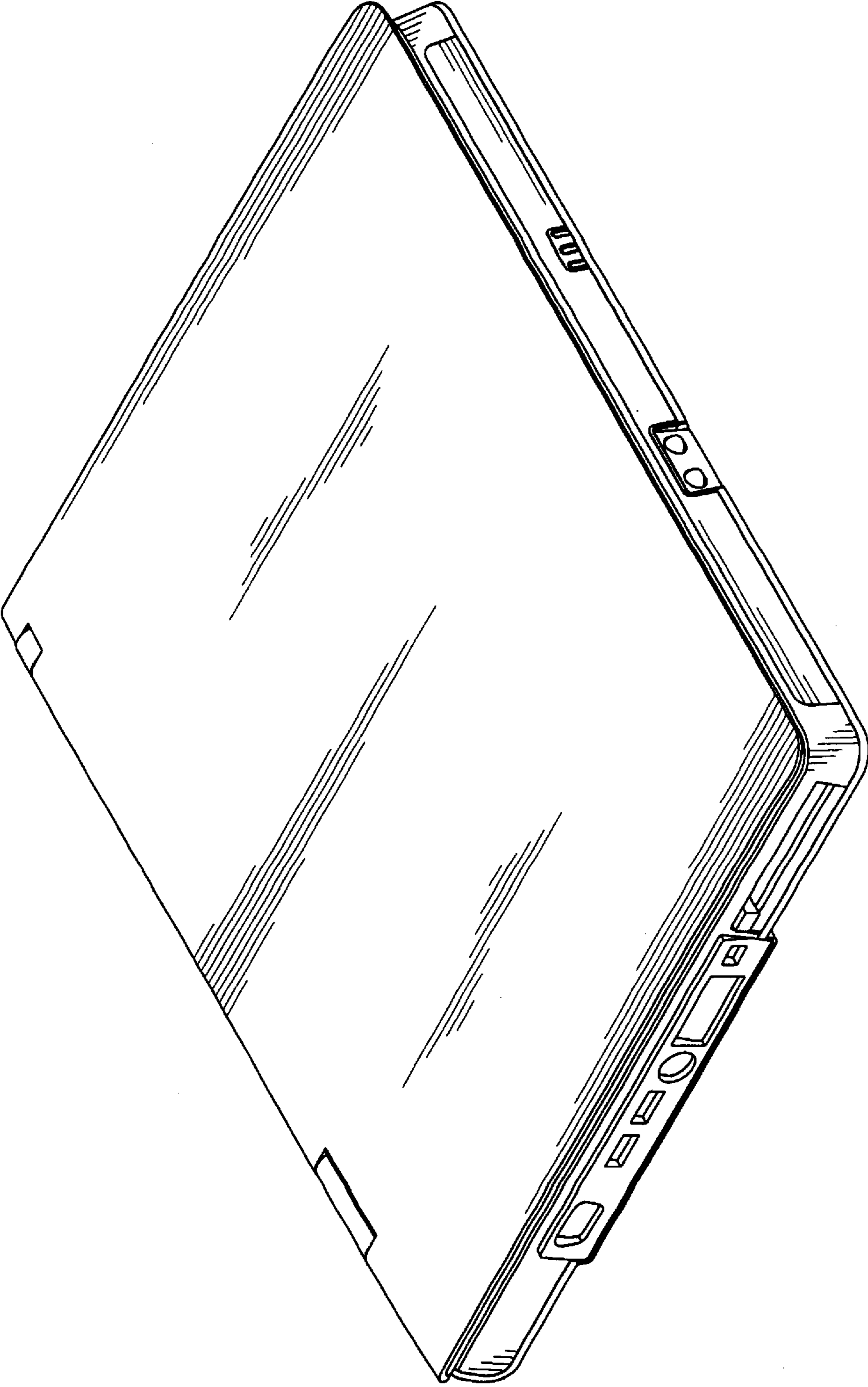


FIG. 1




FIG. 2

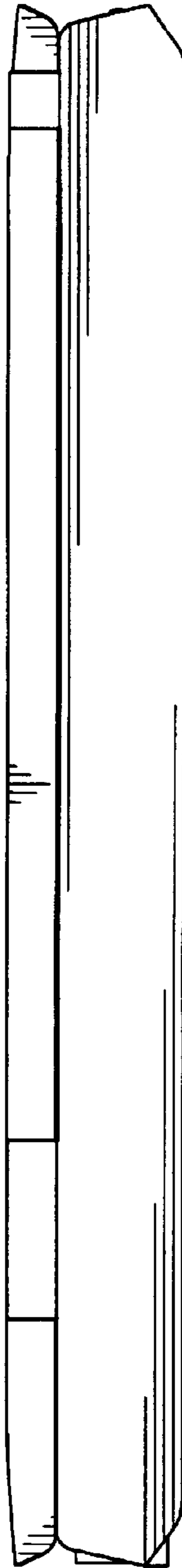


FIG. 3

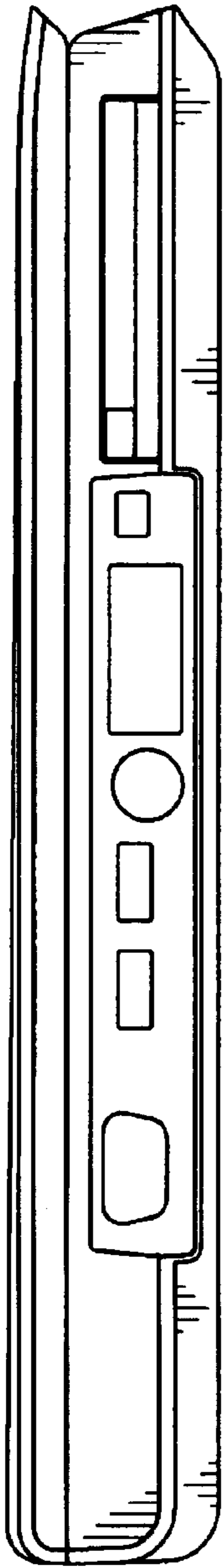


FIG. 4

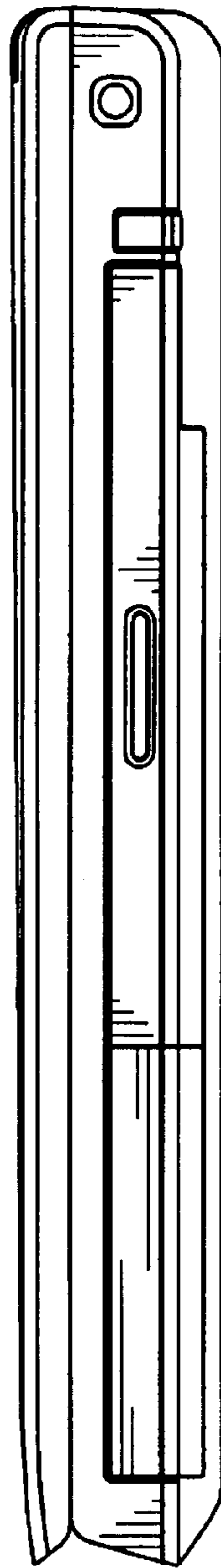


FIG. 5




FIG. 6

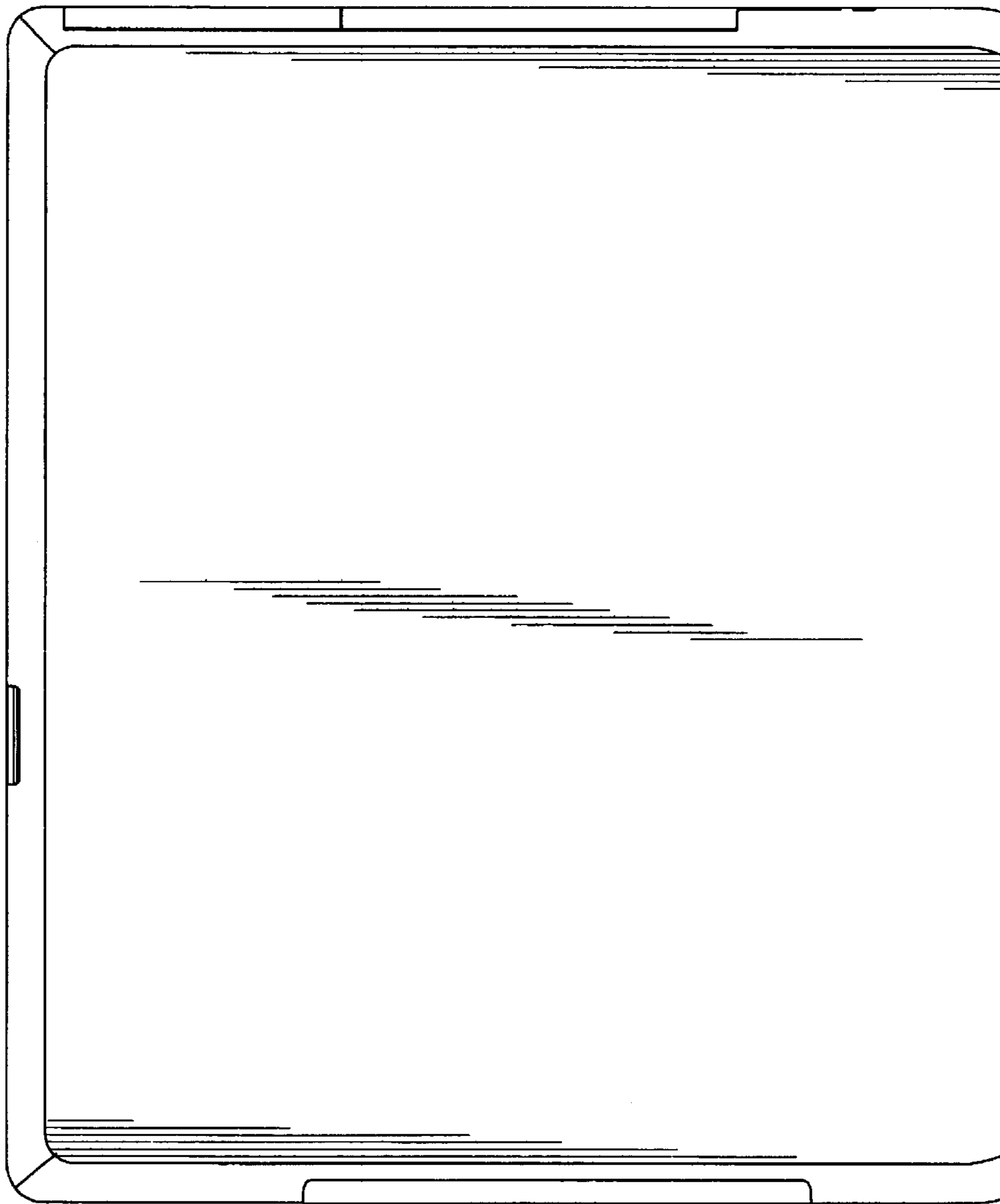


FIG. 7



FIG. 8