



US00D511509S

(12) **United States Design Patent**
Kim et al.

(10) **Patent No.: US D511,509 S**
(45) **Date of Patent: ** Nov. 15, 2005**

(54) **CELLULAR PHONE**

(75) Inventors: **Hyun-Sook Kim, Yongin-si (KR);
Chang-Hwan Hwang, Goyang-si (KR);
Yoon-Young Cho, Seoul (KR)**

(73) Assignee: **Samsung Electronics Co., Ltd. (KR)**

(**) Term: **14 Years**

(21) Appl. No.: **29/217,054**

(22) Filed: **Nov. 12, 2004**

(30) **Foreign Application Priority Data**

Jun. 7, 2004 (KR) 30-2004-0016913

(51) **LOC (8) Cl. 14-03**

(52) **U.S. Cl. D14/138**

(58) **Field of Search** D14/137, 138,
D14/147-148, 247-248, 144, 341-347;
379/433.01-433.13, 434; 455/550.1-90.3,
575.3, 566, 575.1; D21/517; 345/169

(56) **References Cited**

U.S. PATENT DOCUMENTS

D408,030 S	*	4/1999	Richards et al.	D14/138
D455,135 S	*	4/2002	Hyun	D14/138
D468,713 S	*	1/2003	Lee et al.	D14/138
D484,478 S	*	12/2003	Kota et al.	D14/138
D490,792 S	*	6/2004	Lee	D14/138
D491,158 S	*	6/2004	Mou et al.	D14/138
D491,546 S	*	6/2004	Tien et al.	D14/138
D491,907 S	*	6/2004	Ogawa	D14/138
D493,439 S	*	7/2004	Hong et al.	D14/138
D496,016 S	*	9/2004	Hoo	D14/138
D496,020 S	*	9/2004	Lee	D14/138
D498,222 S	*	11/2004	Liang	D14/138
D498,223 S	*	11/2004	Ho et al.	D14/138

D500,994 S	*	1/2005	Lee et al.	D14/138
D501,838 S	*	2/2005	Kim et al.	D14/138
2002/0187818 A1	*	12/2002	Kang	455/575
2003/0013417 A1	*	1/2003	Bum	455/90
2003/0078077 A1	*	4/2003	Kokubo	455/566
2003/0203747 A1	*	10/2003	Nagamine	455/575.3
2003/0223576 A1	*	12/2003	Totani	379/433.04
2004/0137940 A1	*	7/2004	Matsunami	455/550.1
2004/0142734 A1	*	7/2004	Kim	455/575.1
2004/0174430 A1	*	9/2004	Sawahara et al.	348/14.02
2004/0185924 A1	*	9/2004	Hwang et al.	455/575.3
2004/0203527 A1	*	10/2004	Matsumoto	455/90.3
2004/0224732 A1	*	11/2004	Lee et al.	455/575.3

FOREIGN PATENT DOCUMENTS

JP	D1185425	*	9/2003
WO	DM/064560	*	10/2003

* cited by examiner

Primary Examiner—Jeffrey Asch

(74) *Attorney, Agent, or Firm*—Cantor Colburn LLP

(57) **CLAIM**

We claim, the ornamental design for a cellular phone, as shown and described.

DESCRIPTION

FIG. 1 is a top and front perspective view of a cellular phone, showing our new design;
FIG. 2 is a front elevational view thereof;
FIG. 3 is a rear elevational view thereof;
FIG. 4 is a left side elevational view thereof;
FIG. 5 is a right side elevational view thereof;
FIG. 6 is a top elevational view thereof;
FIG. 7 is a bottom elevational view thereof; and,
FIG. 8 is a front perspective view thereof, the cellular phone being in an alternate position.

1 Claim, 3 Drawing Sheets

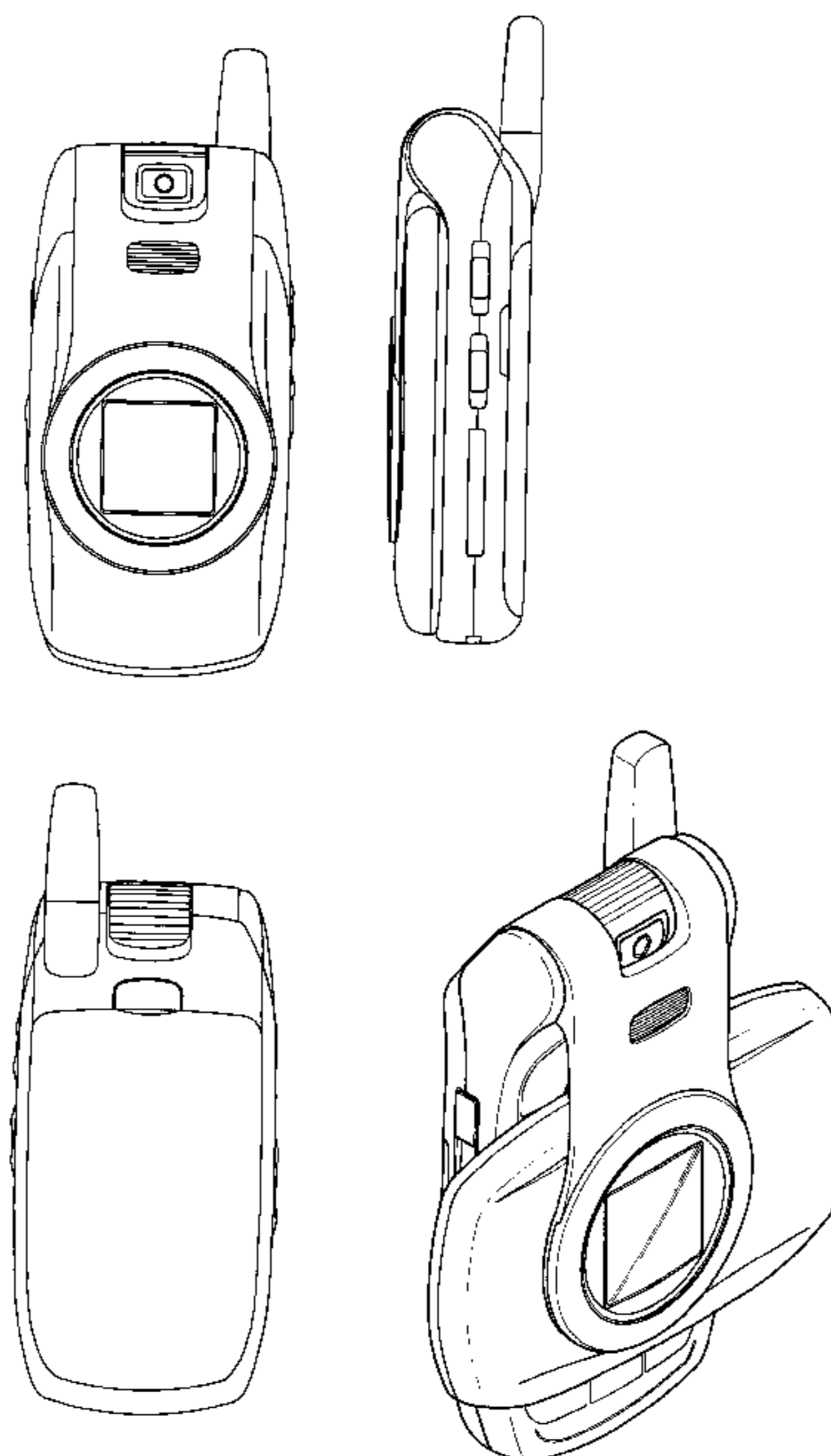


FIG. 1

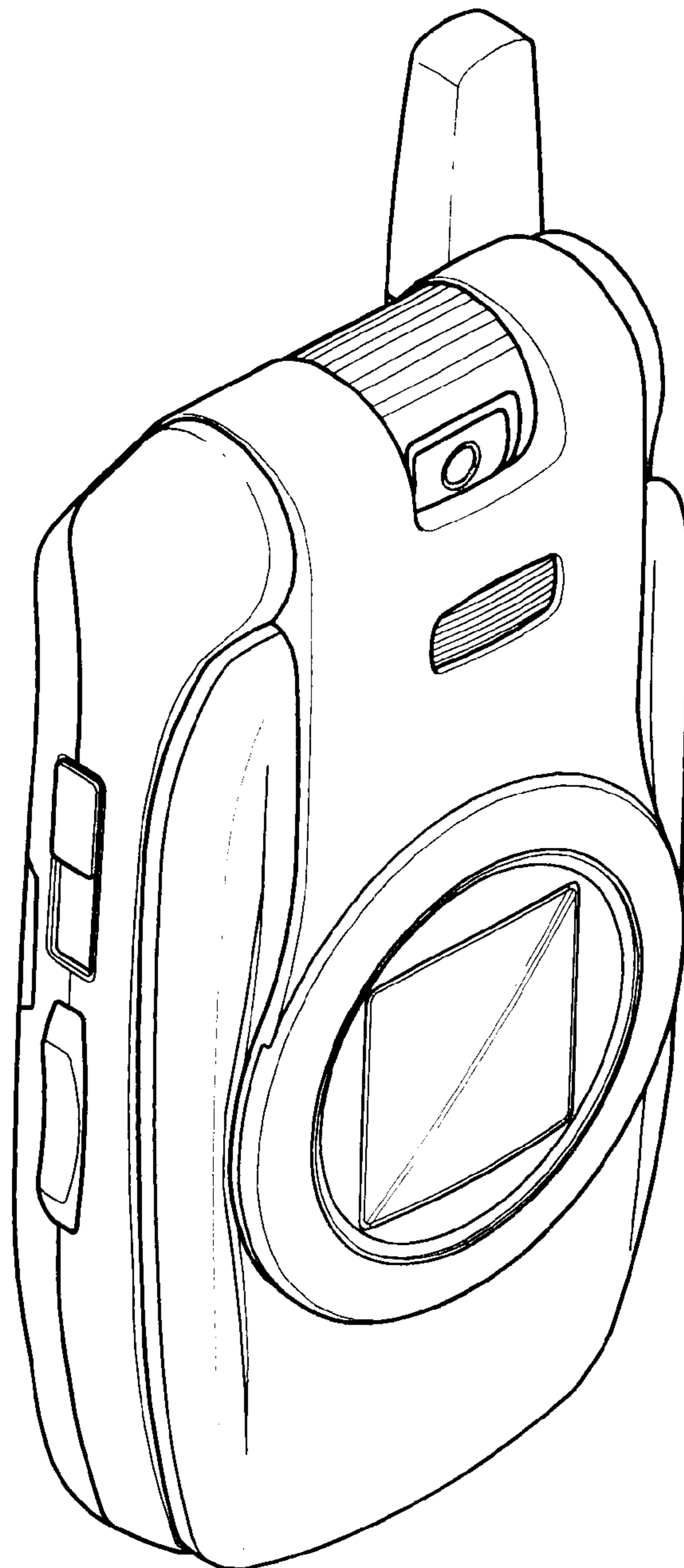


FIG. 2

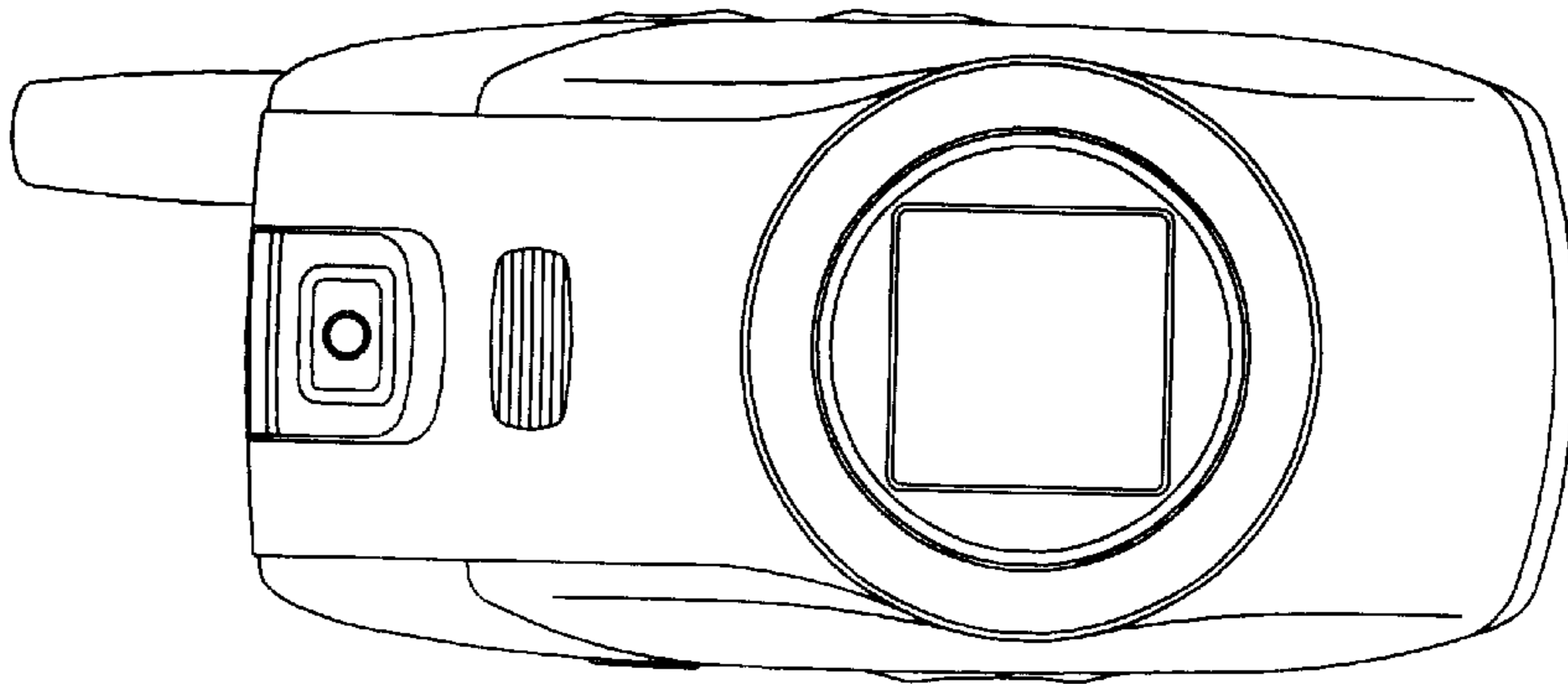


FIG. 3

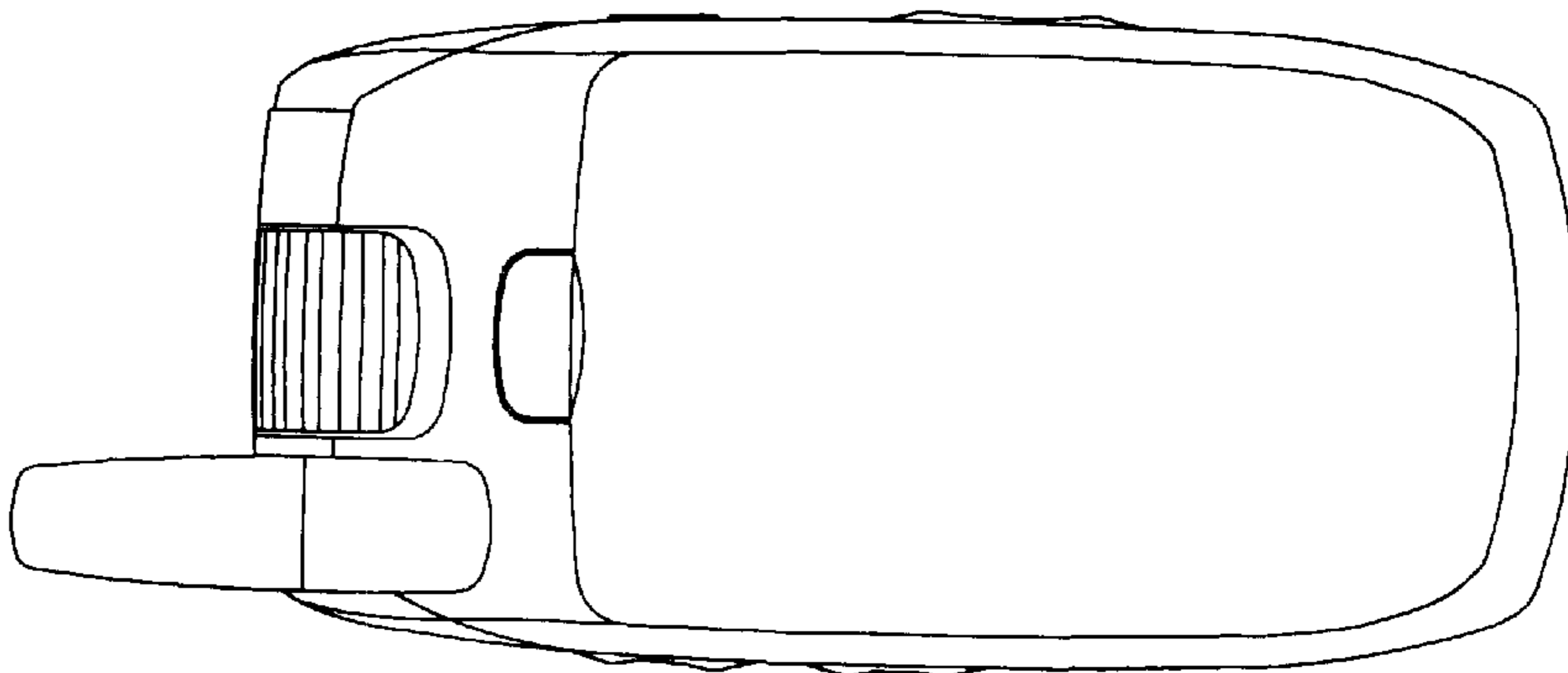


FIG. 4

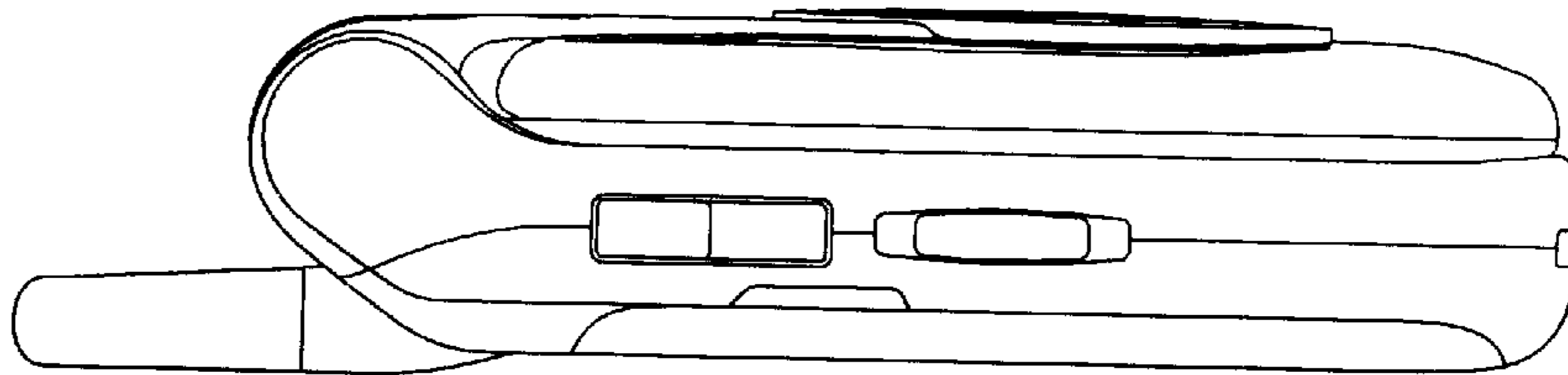


FIG. 5

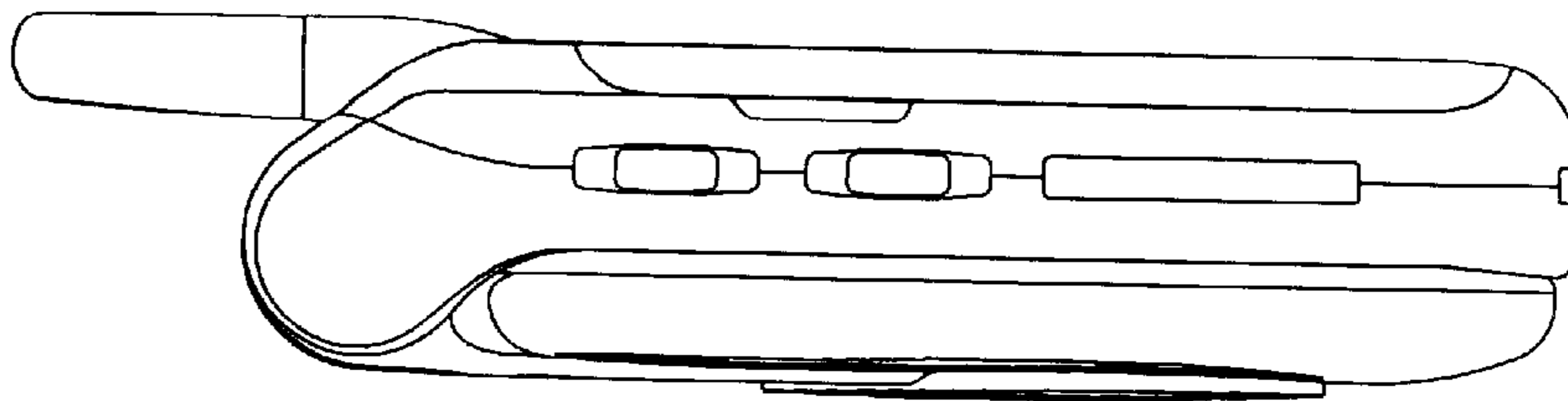


FIG. 6




FIG. 7

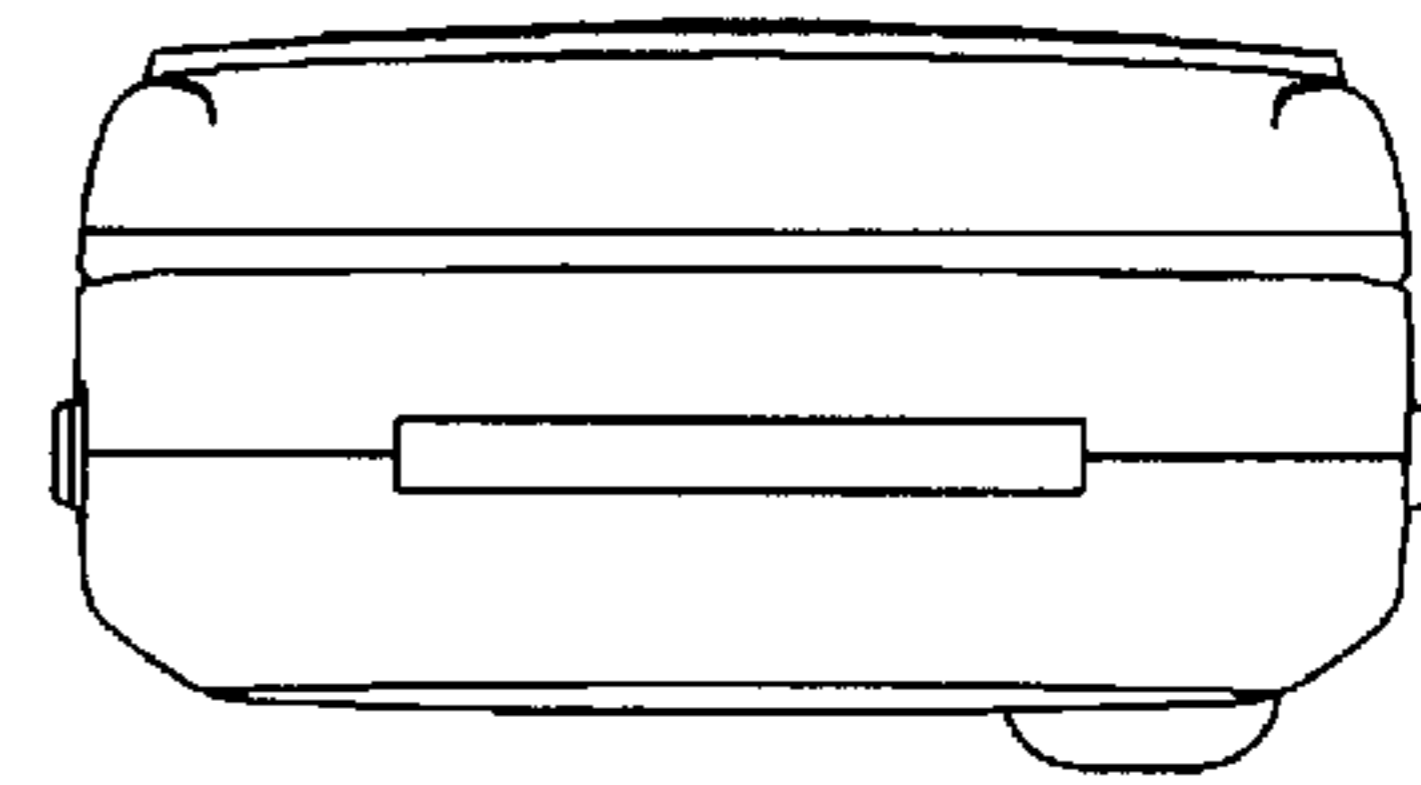


FIG. 8

