



US00D511505S

(12) **United States Design Patent**
Nam

(10) **Patent No.: US D511,505 S**

(45) **Date of Patent: ** Nov. 15, 2005**

(54) **AUDIO/VIDEO RECEIVER**

(75) **Inventor: Bo Hyun Nam, Seoul (KR)**

(73) **Assignee: LG Electronics Inc., Seoul (KR)**

(**) **Term: 14 Years**

(21) **Appl. No.: 29/199,187**

(22) **Filed: Feb. 12, 2004**

(30) **Foreign Application Priority Data**

Aug. 14, 2003 (KR) 30-2003-0023127

(51) **LOC (8) Cl. 14-03**

(52) **U.S. Cl. D14/125; D14/239**

(58) **Field of Search** D14/299, 356,
D14/496, 361-363, 168, 365, 466, 125,
217, 126, 432, 135-136, 239, 357, 188,
198; 348/460, 10; 361/690-696; 312/208.1,
223.2; 455/3.1-3.2, 6.1-6.3, 3.04

(56) **References Cited**

U.S. PATENT DOCUMENTS

D297,139 S * 8/1988 Lee D14/125
D386,174 S * 11/1997 Boyd et al. D14/125

D417,871 S * 12/1999 Hisatsune D14/188
D467,237 S * 12/2002 Narumi et al. D14/217
D470,465 S * 2/2003 Lee D14/125
D476,965 S * 7/2003 Marcotte et al. D14/239
D488,819 S * 4/2004 Nagao et al. D14/496
D489,355 S * 5/2004 Yeh D14/168

* cited by examiner

Primary Examiner—Raphael Barkai

(74) *Attorney, Agent, or Firm*—Birch, Stewart, Kolasch & Birch, LLP

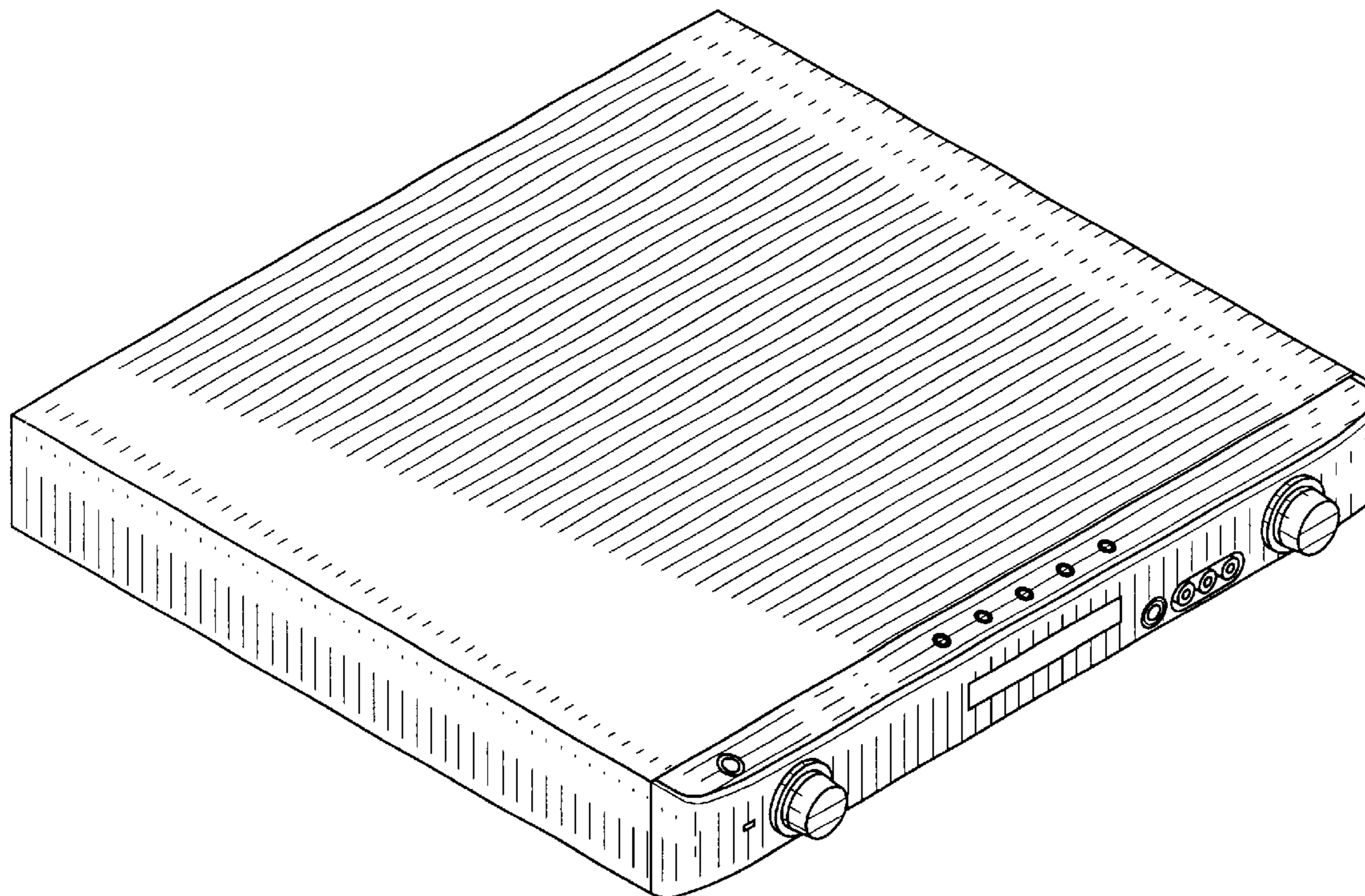
(57) **CLAIM**

The ornamental design for an audio/video receiver, as shown and described.

DESCRIPTION

FIG. 1 is a left perspective view of the audio/video receiver showing my new design;
FIG. 2 is a front view thereof;
FIG. 3 is a rear view thereof;
FIG. 4 is a left side view thereof, the right side view being a mirror image thereof;
FIG. 5 is a top plan view thereof; and,
FIG. 6 is a bottom view thereof.

1 Claim, 3 Drawing Sheets



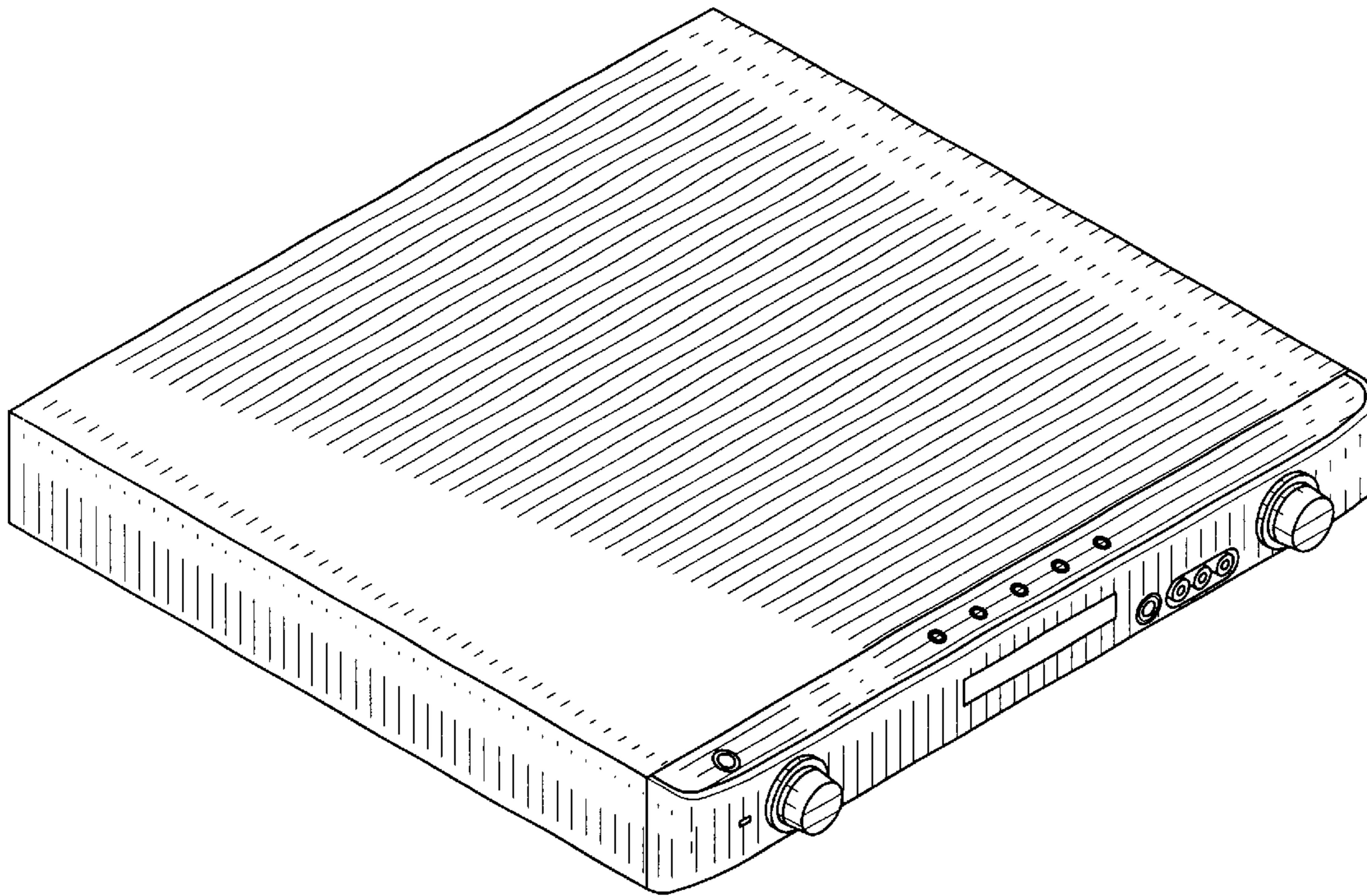


FIG. 1

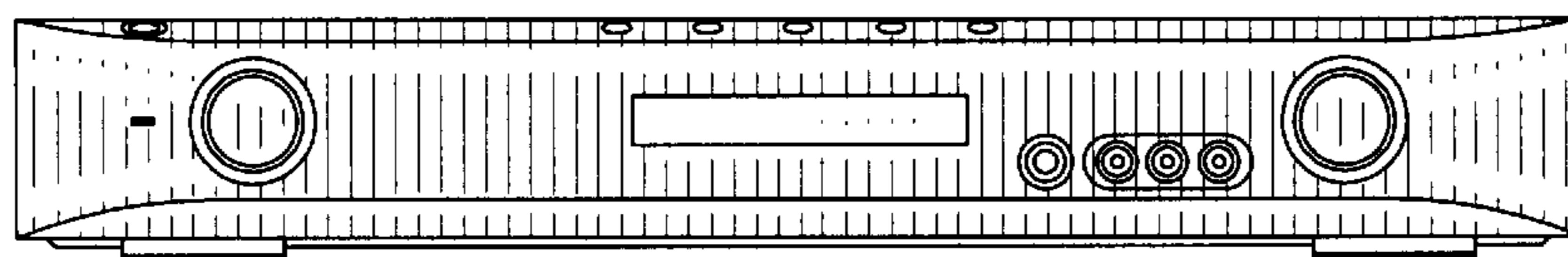


FIG. 2

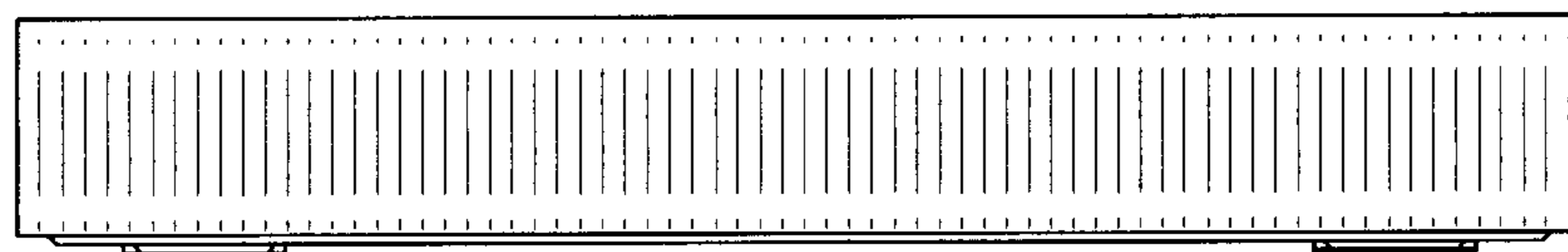


FIG. 3

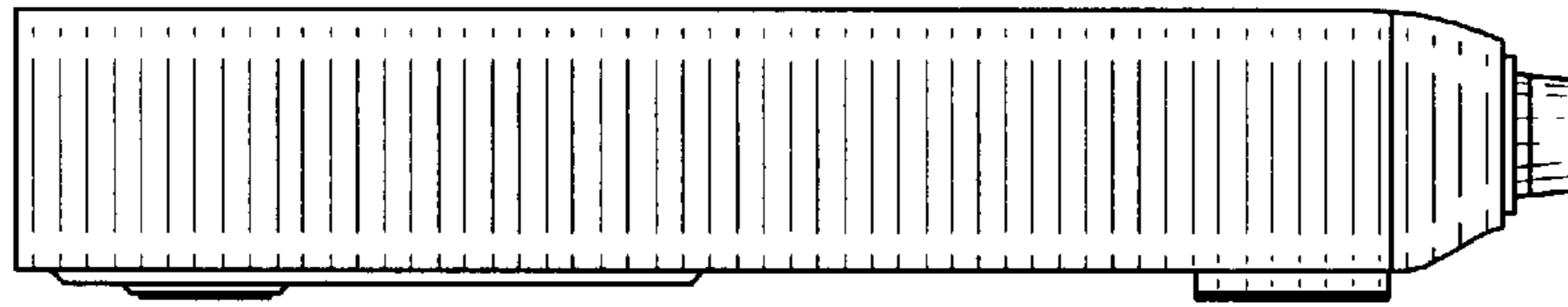


FIG. 4

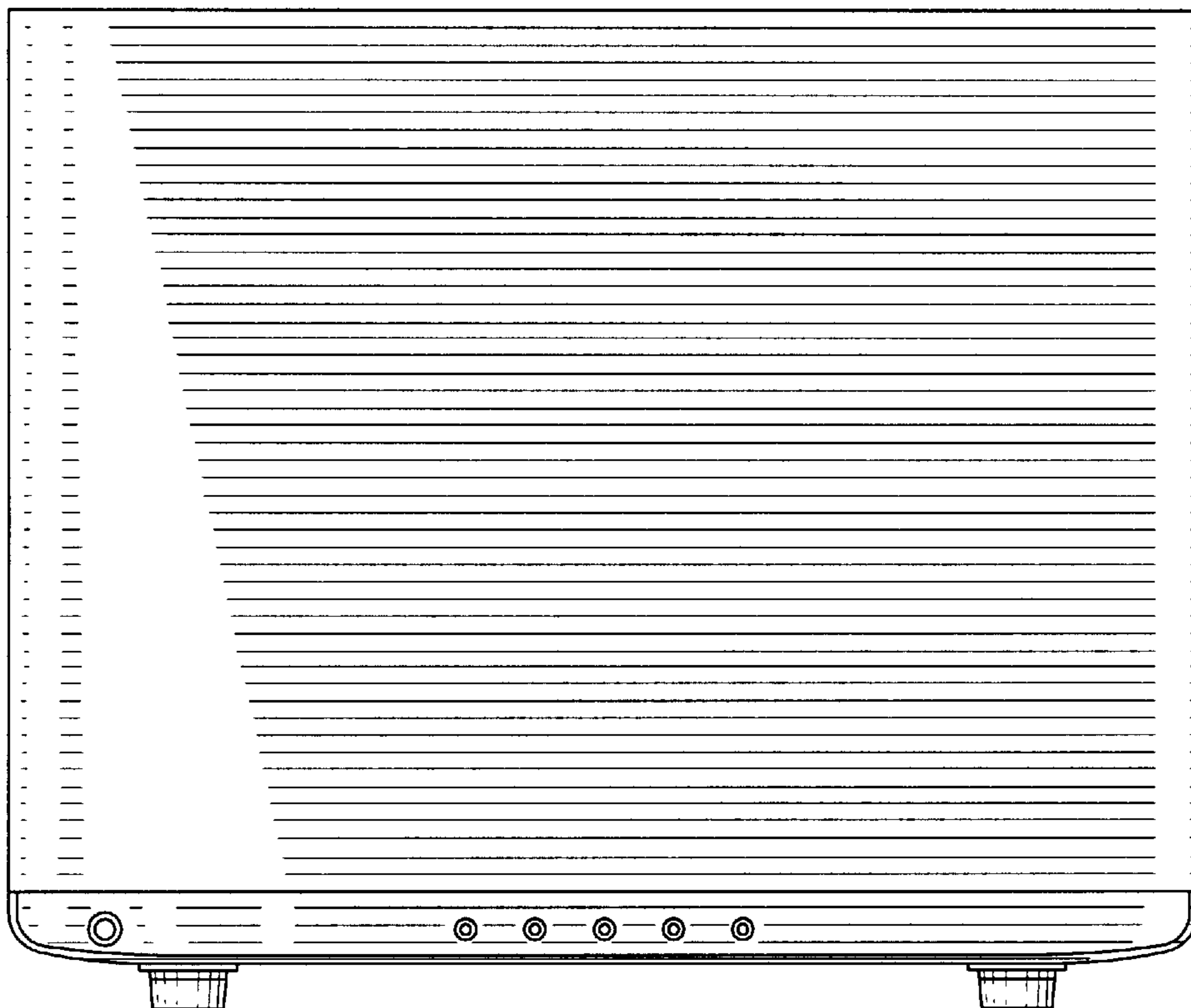


FIG. 5




FIG.6