



US00D511503S

(12) **United States Design Patent** (10) **Patent No.:** **US D511,503 S**
Fort et al. (45) **Date of Patent:** **** Nov. 15, 2005**

(54) **ELECTRICAL SWITCH AND COVER PLATE**

(75) Inventors: **Tucker H. Fort**, New York, NY (US);
Mark B. Greenwald, Westport, CT
(US); **Jean Claude Marcou**, Limoges
(FR); **Jay J. Mendelson**, Hartsdale, NY
(US)

(73) Assignee: **Cooper Wiring Devices, Inc.**, Long
Island City, NY (US)

(**) Term: **14 Years**

(21) Appl. No.: **29/221,556**

(22) Filed: **Jan. 18, 2005**

Related U.S. Application Data

(62) Division of application No. 29/193,478, filed on Nov. 10,
2003.

(51) **LOC (8) Cl.** **13-03**

(52) **U.S. Cl.** **D13/169; D13/170**

(58) **Field of Search** D13/169, 170,
D13/174, 177; D8/350-353; 174/48, 52.1,
66, 55; 200/5 A, 5 R, 16 R, 42.01, 237,
241, 293, 296, 297, 308, 310, 313-314,
324, 329, 331, 341, 519, 547, 531, 536,
541, 550, 571; 315/129, 136, 291, 307,
312, 362; 361/622, 642

(56) **References Cited**

U.S. PATENT DOCUMENTS

4,631,354 A 12/1986 Boteler
4,835,343 A 3/1989 Graef et al.
D308,045 S 5/1990 Counts et al.
D310,819 S 9/1990 Watson et al.
D310,820 S 9/1990 Watson et al.
D311,678 S 10/1990 Graef et al.
5,017,837 A 5/1991 Hanna et al.
5,073,681 A 12/1991 Hubben et al.
D325,567 S 4/1992 Jacoby, Jr. et al.
D329,635 S 9/1992 Tsai
D335,282 S 5/1993 Jurell et al.
D335,867 S 5/1993 Rowen

5,248,919 A 9/1993 Hanna et al.
D353,798 S 12/1994 Bryde et al.
5,399,940 A 3/1995 Hanna et al.
D364,141 S 11/1995 Hanna et al.
D376,130 S 12/1996 Mayo et al.
5,637,930 A 6/1997 Rowen et al.
D380,451 S 7/1997 Krajci et al.
D392,256 S 3/1998 Saint-Cyr et al.
5,723,817 A 3/1998 Arenas et al.
5,895,888 A 4/1999 Arenas et al.
6,005,308 A 12/1999 Bryde et al.
D450,043 S 11/2001 Mosebrook
D463,382 S 9/2002 Jacoby
D471,879 S 3/2003 Mayo et al.
D471,880 S 3/2003 Mayo et al.
D472,221 S 3/2003 Mayo et al.
D472,526 S 4/2003 Mayo et al.
D472,527 S 4/2003 Mayo et al.
6,545,434 B2 4/2003 Sembhi et al.
D477,575 S 7/2003 Mayo et al.
D482,007 S 11/2003 Mayo et al.

OTHER PUBLICATIONS

Lutron product brochure for "Maestro The High-Tech
Multi-Location Dimmer", pp. 56-59.

(Continued)

Primary Examiner—Stella Reid
Assistant Examiner—Selina Sikder
(74) *Attorney, Agent, or Firm*—Ostrager Chong Flaherty &
Broitman P.C.


(57) **CLAIM**

The ornamental design for an electrical switch and cover
plate, as shown and described.

DESCRIPTION

FIG. 1 is a front, bottom and right side perspective view of
the design.
FIG. 2 is a front view thereof.
FIG. 3 is a right side view thereof.
FIG. 4 is a left side view thereof.
FIG. 5 is a top plan view thereof; and,
FIG. 6 is a bottom plan view thereof.
The back form no part of the design.

1 Claim, 3 Drawing Sheets



OTHER PUBLICATIONS

Lutron product brochure for “FAEDRA Smart Dimmer—For Standard Wallplate”, Lutron Electronics Co., Inc. (2002).

Lutron Ordering Guide for “FAEDRA Smart Dimmer—For Standard Wallplate”, Lutron Electronics Co., Inc (2002).

Product Specification Sheets for Onset Low-Wattage Incandescent Dimmer, Lightolier Controls (1997).

Ordering Guide for Onset digital dimmers and controls. pp. 10–11, Lightolier Controls (1997).

Product Specification Sheet for ONSET Channel Remote, Lightolier Controls (1997).

Products Brochure for The Mural Collection, Leviton Manufacturing Co., Inc. (2000).

Product Specifications for MURAL Lighting Controls, Leviton Manufacturing Co., Inc. (1999).

Product Specifications for Mural Level Set (L/S) Lighting Controls, Leviton Manufacturing Co., Inc (2000).

Installation and Operating Instructions for IMPRESSIONS 3-Key Incandescent Touch Dimmers, Pass & Seymour, May 1992.

IMPRESSIONS Electrical Wiring Devices and Accessories, Pass & Seymour, Apr. 1991.

Catalog for LEVITON Wiring Devices for Construction and Maintenance, Leviton Manufacturing Co., Inc (2000).

Lutron Residential Lighting Controls Catalog, pp. 70–73, Lutron Electronics Co., Inc. (2001).




FIG. 1

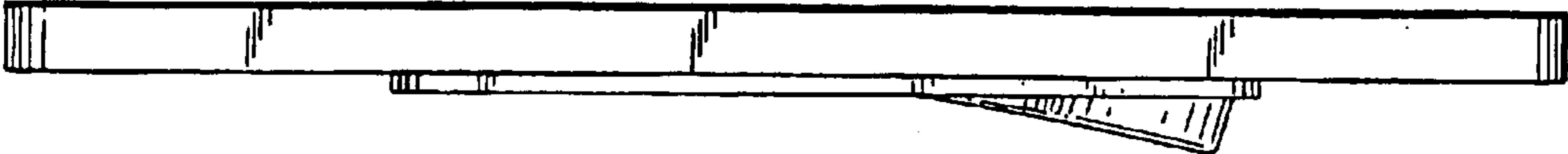


FIG.3

FIG.2

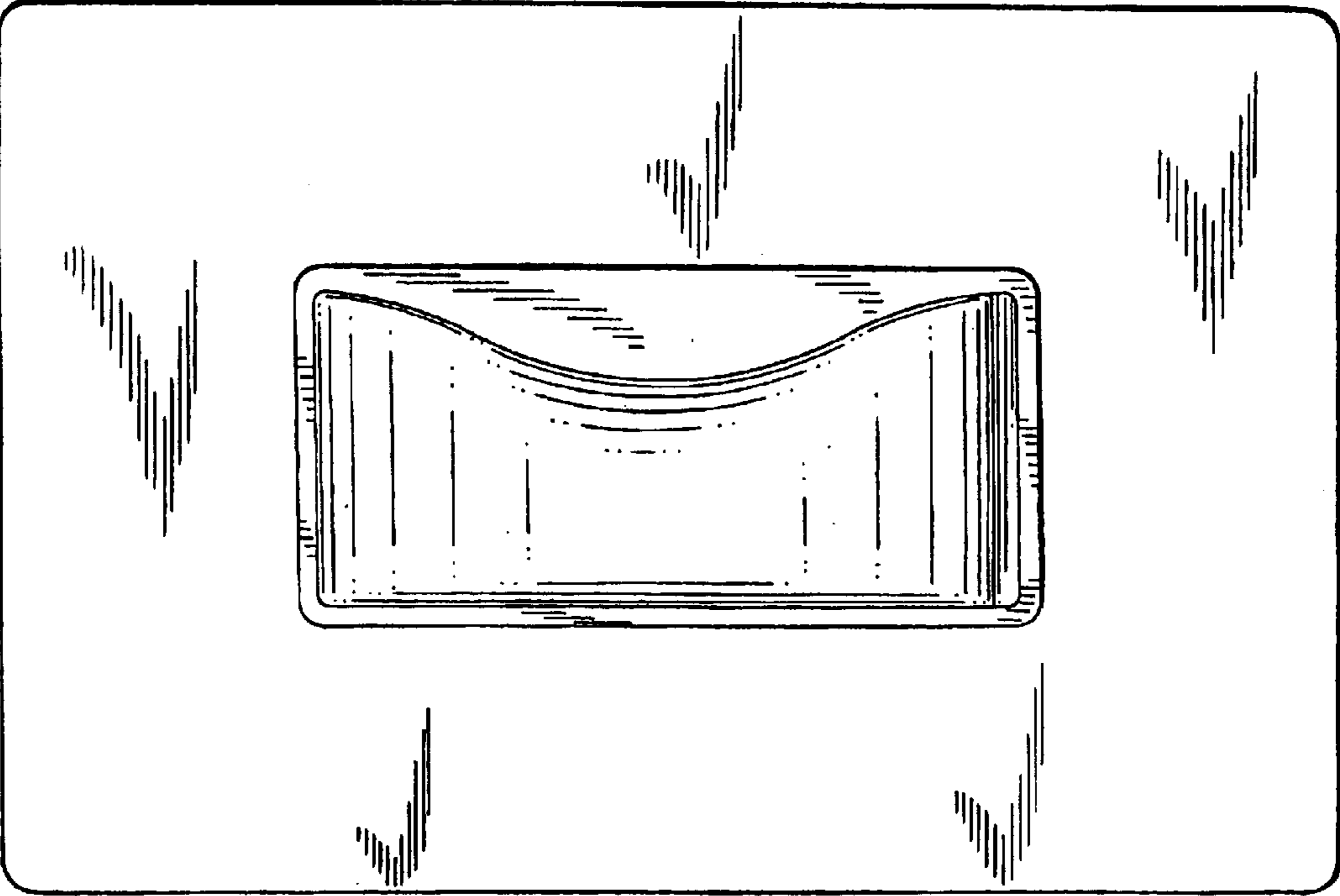




FIG. 5



FIG. 6




FIG. 4