



US00D511485S

(12) **United States Design Patent**
Juraschek et al.

(10) **Patent No.:** **US D511,485 S**

(45) **Date of Patent:** **** Nov. 15, 2005**

(54) **FRONTAL CONFIGURATION OF A STEERING WHEEL**

(75) Inventors: **Romuald Juraschek**, Athengstett (DE);
Oliver Rosenbohm, Stuttgart (DE)

(73) Assignee: **Dr. Ing. h.c.F. Porsche**
Aktiengesellschaft, Stuttgart (DE)

(**) Term: **14 Years**

(21) Appl. No.: **29/216,560**

(22) Filed: **Nov. 5, 2004**

(30) **Foreign Application Priority Data**

May 7, 2004 (DE) 4 04 02 967

(51) **LOC (8) Cl.** **12-16**

(52) **U.S. Cl.** **D12/176**

(58) **Field of Search** D12/175-177;
74/552, 558, 558.5

(56) **References Cited**

U.S. PATENT DOCUMENTS

D424,488 S * 5/2000 Thorpe D12/176
D438,151 S * 2/2001 Pfeiffer D12/176

D440,914 S * 4/2001 Pfeiffer D12/176
D460,031 S * 7/2002 Montijo D12/176
D466,059 S * 11/2002 Pfeiffer et al. D12/176
D467,529 S * 12/2002 Ramos et al. D12/176
D472,858 S * 4/2003 Pfeiffer et al. D12/176
D475,665 S * 6/2003 Pfeiffer et al. D12/176
D476,607 S * 7/2003 Stern et al. D12/176
D476,930 S * 7/2003 Sieghart D12/176

* cited by examiner

Primary Examiner—Melody N. Brown

(74) *Attorney, Agent, or Firm*—Crowell & Moring LLP

(57) **CLAIM**

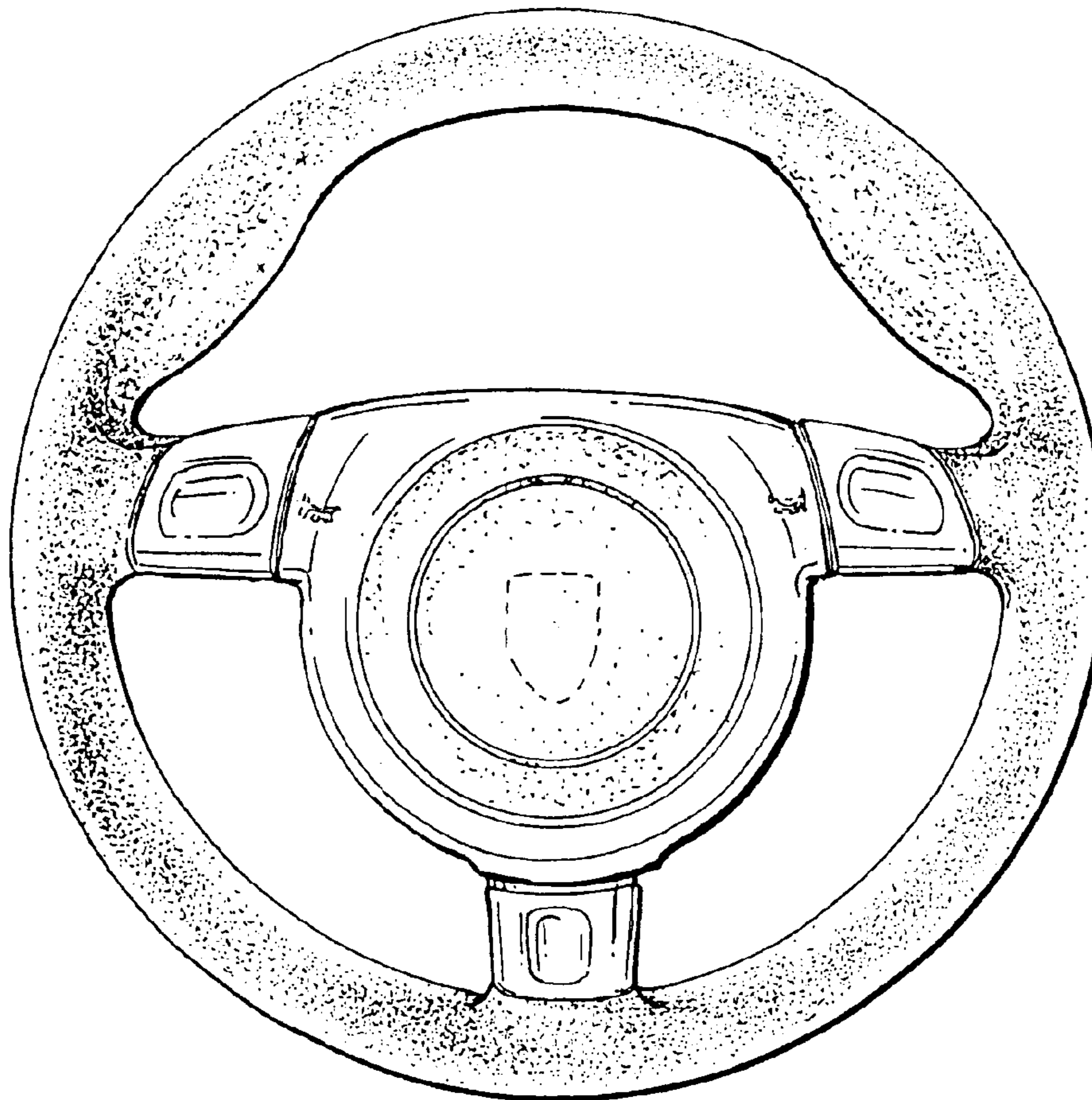
The ornamental design for a frontal configuration of a steering wheel, as shown and described.

DESCRIPTION

FIG. 1 is a front view of a frontal configuration of a steering wheel according to our novel design; and, FIG. 2 is a perspective view of the frontal configuration of a steering wheel according to our novel design.

The broken lines are for illustrative purposes only and form no part of the claimed design. Also enclosed is a photograph of an embodiment of the design.

1 Claim, 2 Drawing Sheets



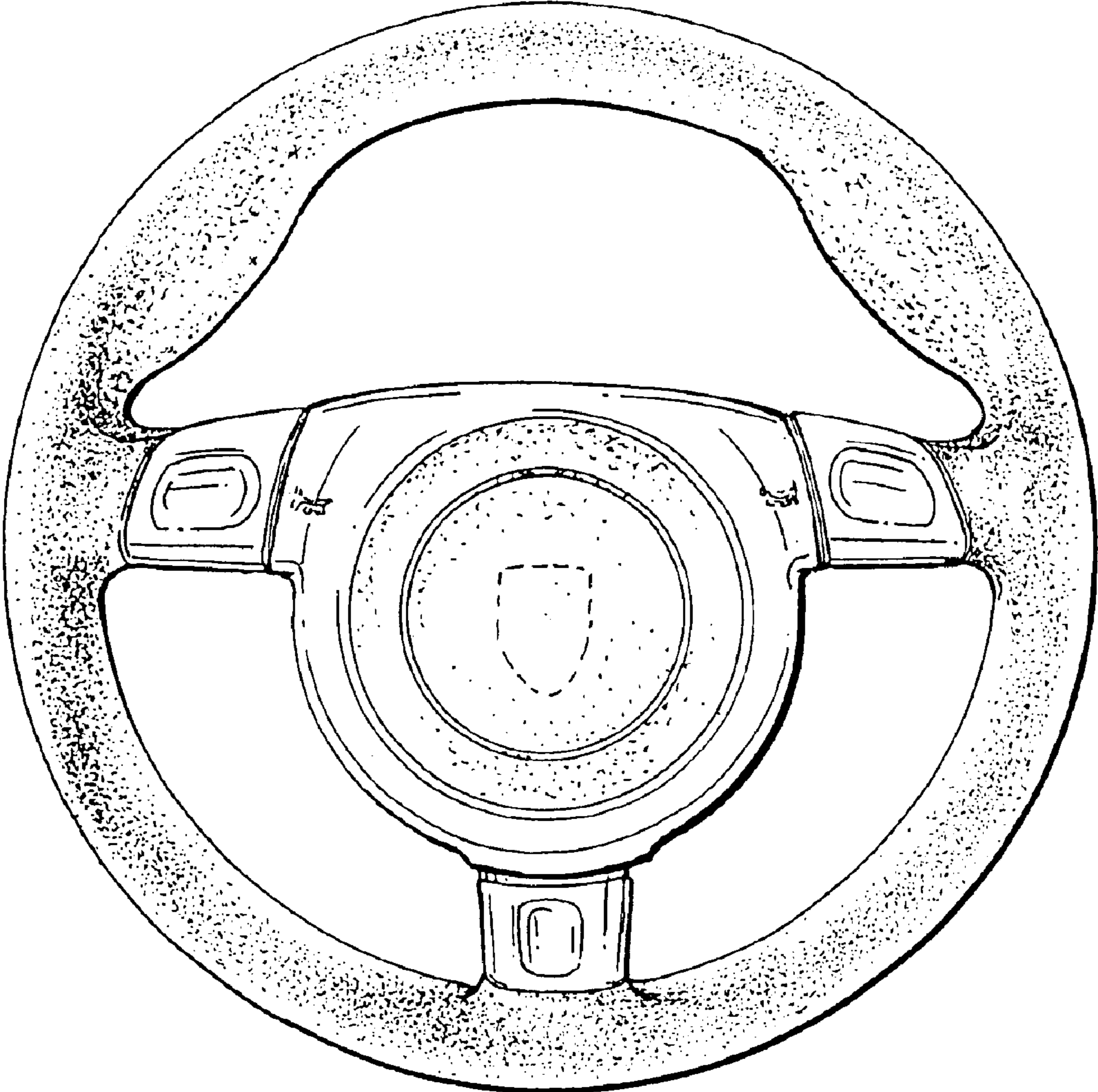


FIG. 1

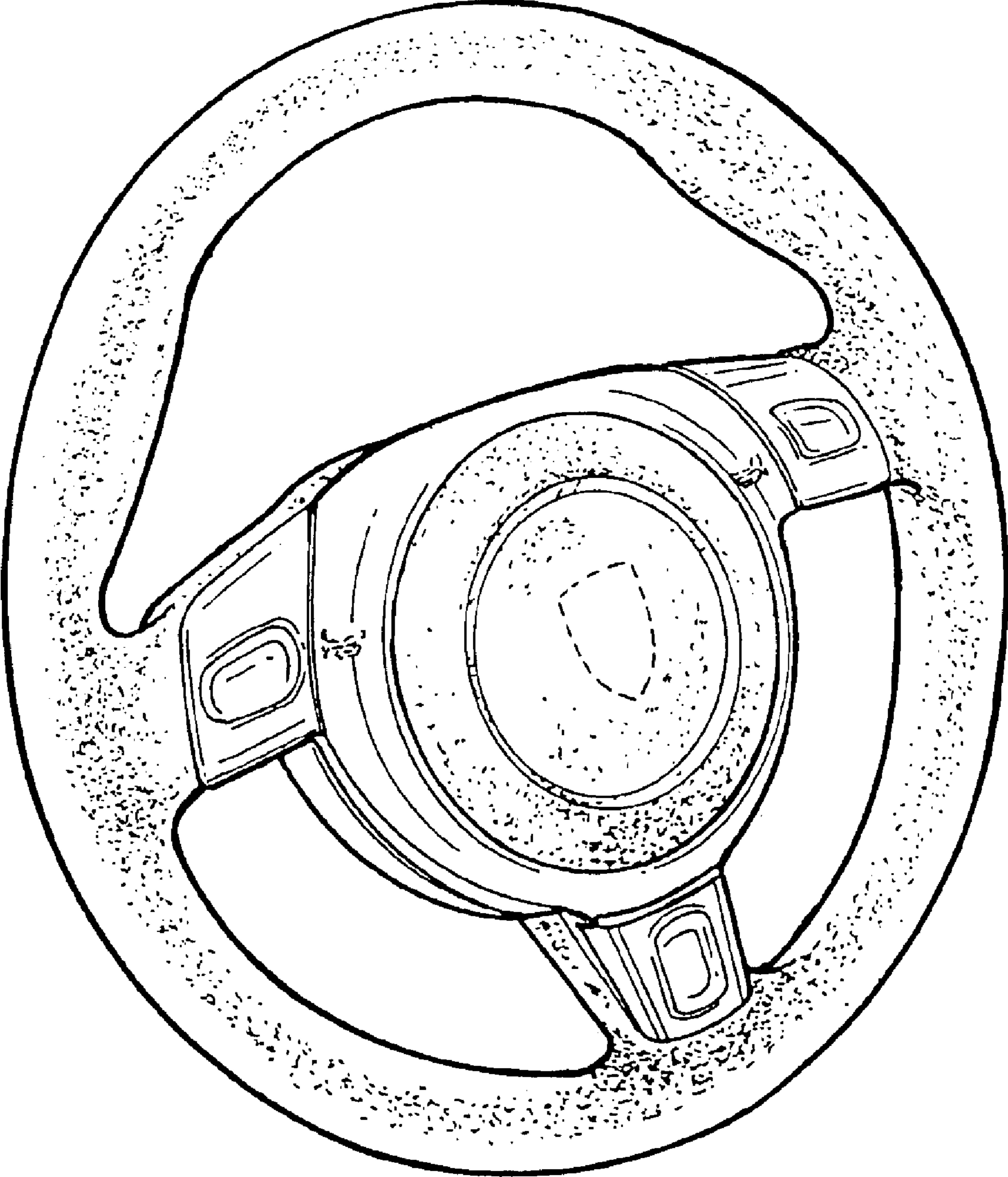


FIG. 2