



US00D511483S

(12) **United States Design Patent**
Djordjevic

(10) **Patent No.: US D511,483 S**
(45) **Date of Patent: ** Nov. 15, 2005**

(54) **SURFACE CONFIGURATION OF A VEHICLE, TOY AND/OR OTHER REPLICAS**

(75) Inventor: **Marek Djordjevic**, Los Angeles, CA (US)

(73) Assignee: **Bayerische Motoren Werke Aktiengesellschaft**, Munich (DE)

(**) Term: **14 Years**

(21) Appl. No.: **29/211,979**

(22) Filed: **Aug. 25, 2004**

(30) **Foreign Application Priority Data**

Feb. 26, 2004 (DE) 40401347

(51) **LOC (8) Cl. 12-08**

(52) **U.S. Cl. D12/92**

(58) **Field of Search D12/90-92, 86; D21/424-433; 296/185**

(56) **References Cited**

U.S. PATENT DOCUMENTS

D406,798 S	*	3/1999	Sacco et al.	D12/92
D410,216 S	*	5/1999	Axe et al.	D12/92
D446,752 S	*	8/2001	Akashi et al.	D12/91
D453,713 S	*	2/2002	McMahan et al.	D12/91
D460,930 S	*	7/2002	Fujita	D12/92
D473,165 S		4/2003	Djordjevic	D12/91

* cited by examiner

Primary Examiner—Melody N. Brown

(74) *Attorney, Agent, or Firm*—Crowell & Moring LLP

(57) **CLAIM**

The ornamental design for a surface configuration of a vehicle, toy and/or other replicas, as shown and described.

DESCRIPTION

FIG. 1 is a left, front perspective view of a surface configuration of a vehicle, toy and/or other replicas according to my novel design, the right, front perspective view being mirror symmetrical;

FIG. 2 is a left, rear perspective view of the surface configuration of a vehicle, toy and/or other replicas according to my novel design, the right, rear perspective view being mirror symmetrical;

FIG. 3 is a left side view of the surface configuration of a vehicle, toy and/or other replicas according to my novel design;

FIG. 4 is a right side view of the surface configuration of a vehicle, toy and/or other replicas according to my novel design;


FIG. 5 is a front view of the surface configuration of a vehicle, toy and/or other replicas according to my novel design;

FIG. 6 is a rear view of the surface configuration of a vehicle, toy and/or other replicas according to my novel design; and,

FIG. 7 is a top view of the surface configuration of a vehicle, toy and/or other replicas according to my novel design.

The broken lines are for illustrative purposes only and form no part of the claimed design. Also enclosed is a set of photographs of an embodiment of the design.

1 Claim, 5 Drawing Sheets



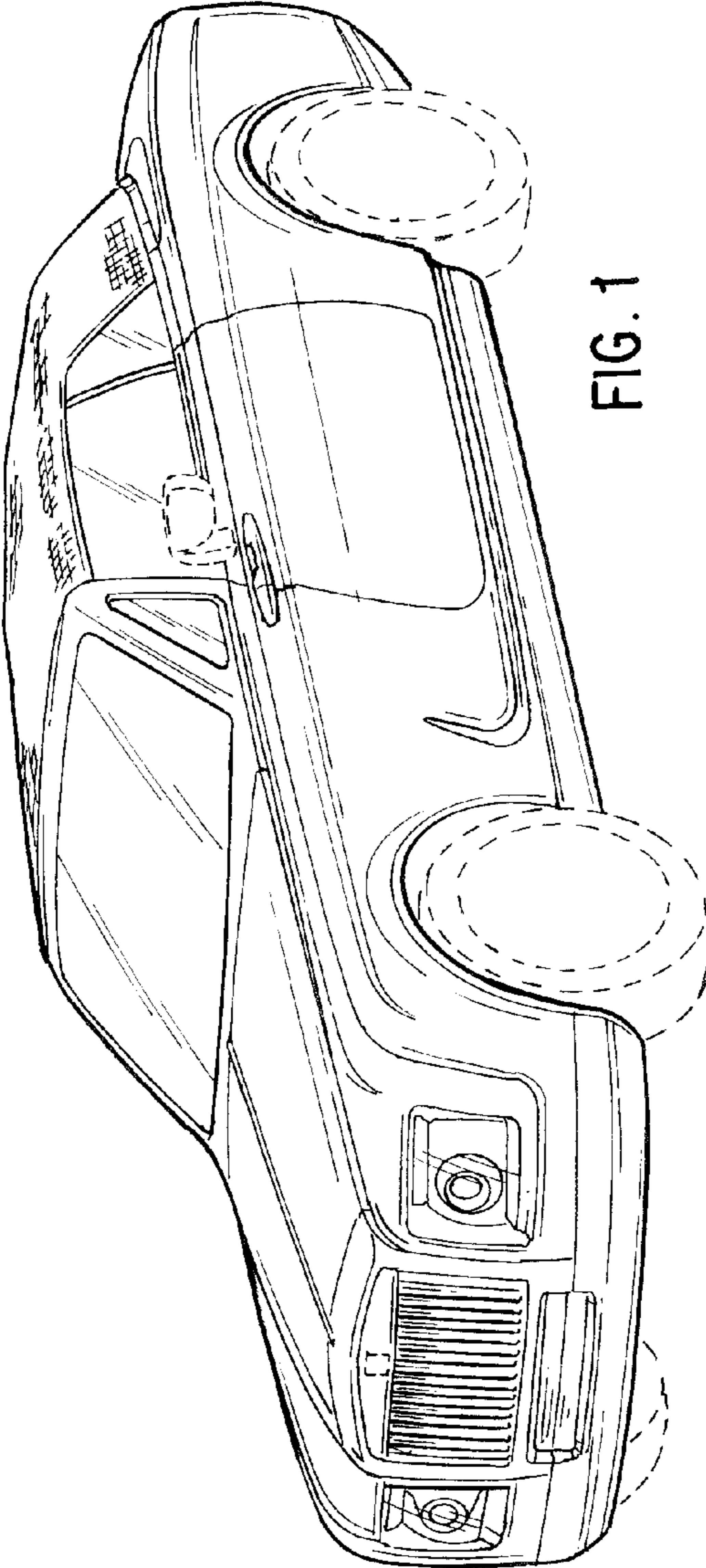


FIG. 1

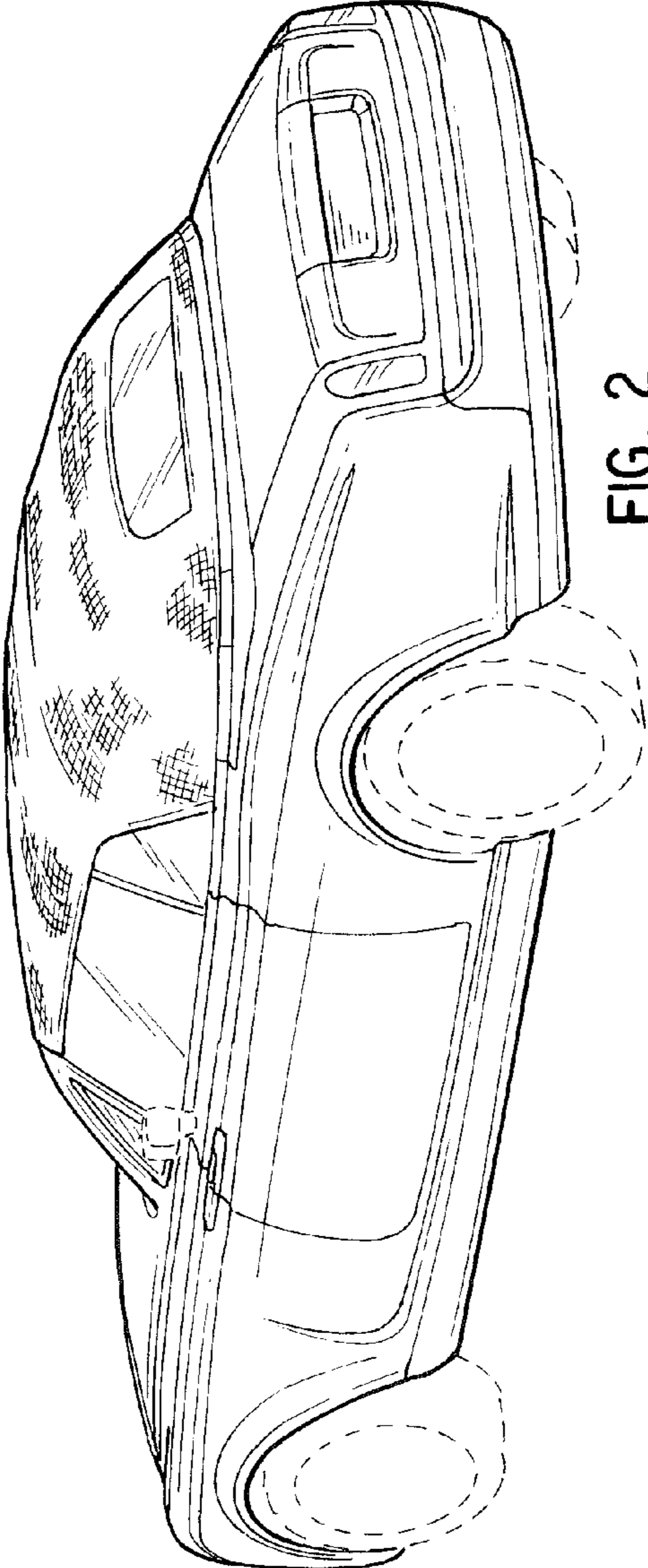


FIG. 2

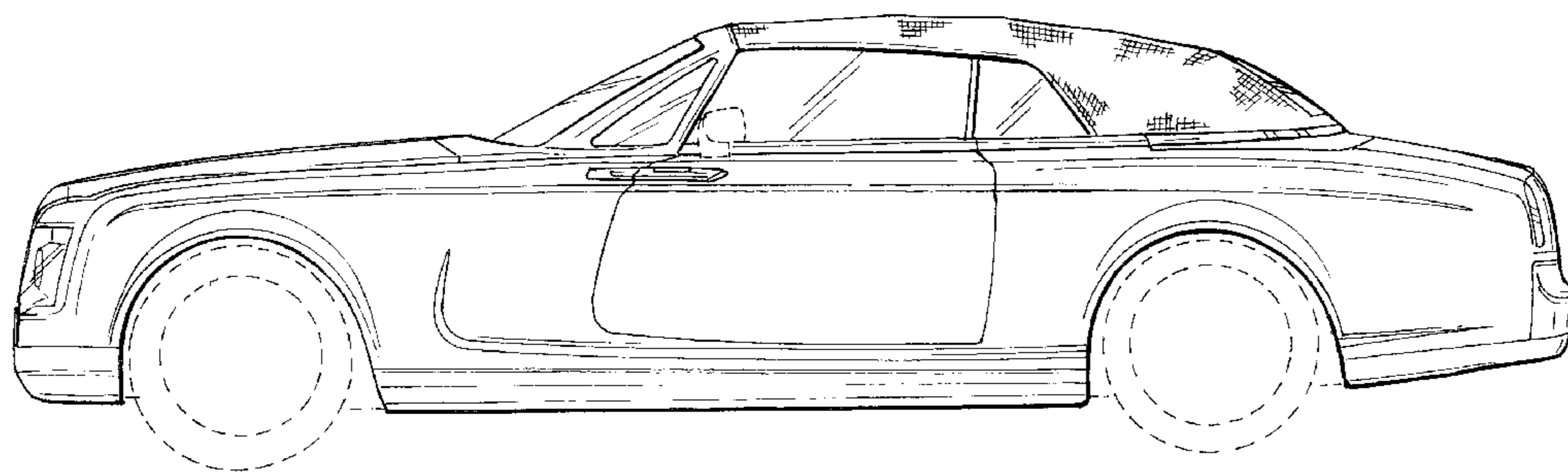


FIG. 3

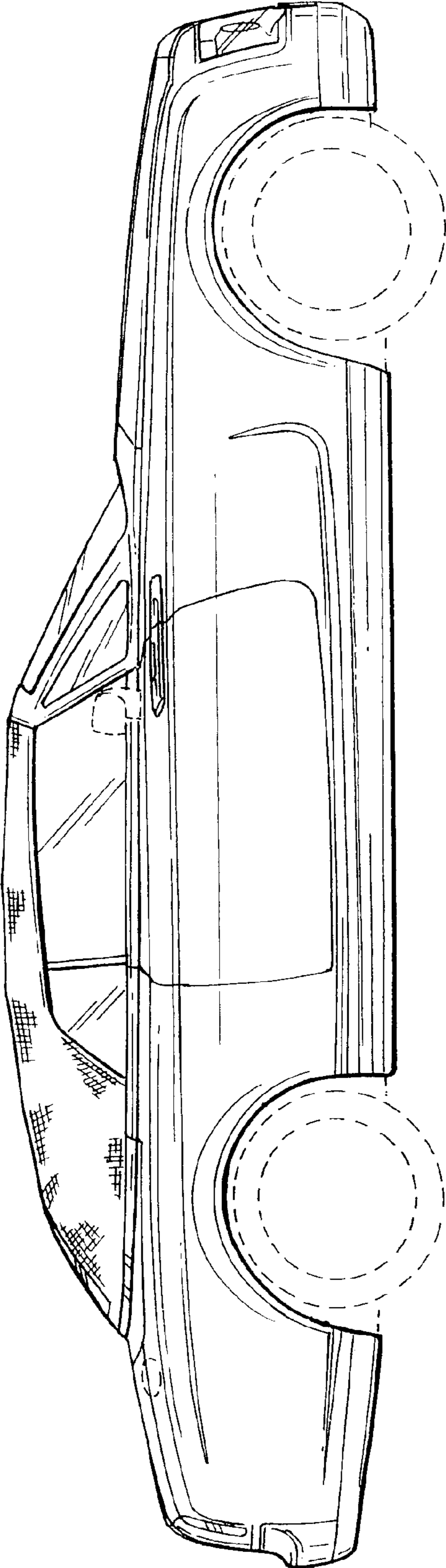


FIG. 4




FIG. 5




FIG. 6

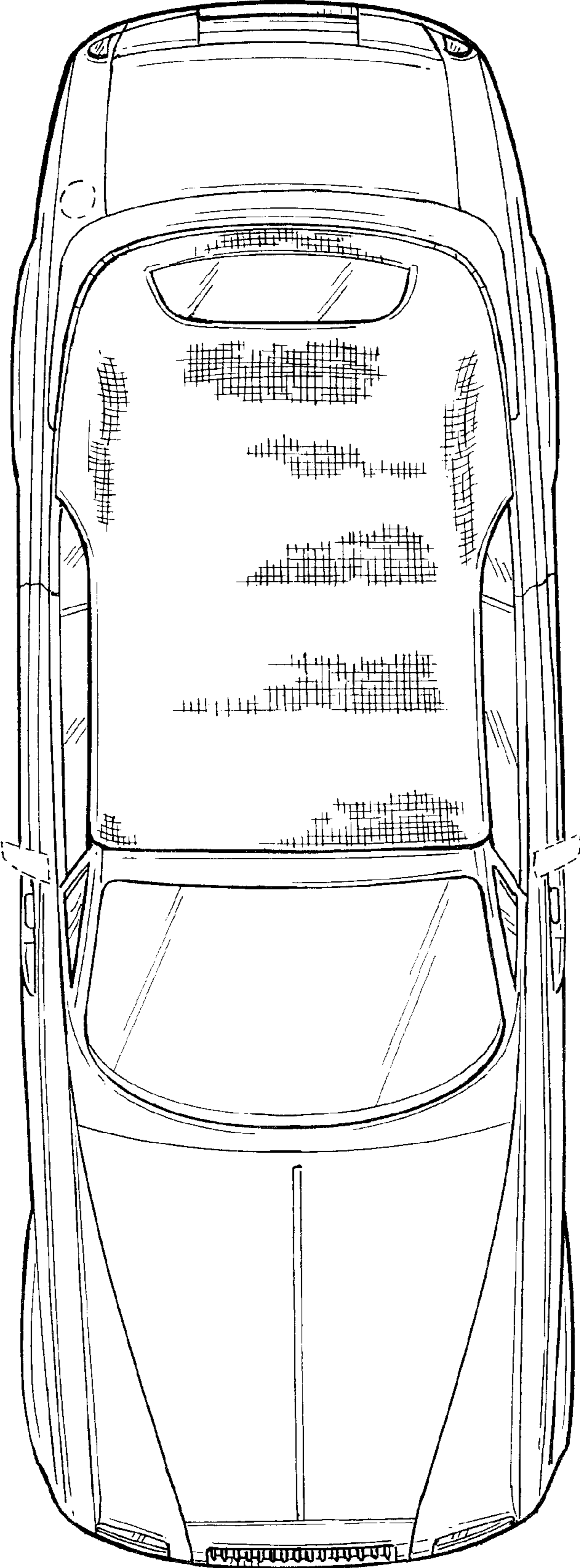


FIG. 7