



US00D511482S

(12) **United States Design Patent**
Warkuss et al.

(10) **Patent No.:** **US D511,482 S**
(45) **Date of Patent:** **** Nov. 15, 2005**

(54) **VEHICLE**

(75) Inventors: **Hartmut Warkuss**, Wolfsburg (DE);
Peter Schreyer, D-Ingolstadt (DE);
Marc Lichte, Braunschweig (DE)

(73) Assignee: **Volkswagen AG** (DE)

(**) Term: **14 Years**

(21) Appl. No.: **29/185,092**

(22) Filed: **Jun. 20, 2003**

(30) **Foreign Application Priority Data**

Dec. 20, 2002 (DE) 4 02 10 670

(51) **LOC (8) Cl.** **12-08**

(52) **U.S. Cl.** **D12/91**

(58) **Field of Search** D12/90-92, 86;
D21/424, 433; 296/185

(56) **References Cited**

U.S. PATENT DOCUMENTS

D428,584 S * 7/2000 Warkuss D12/91
D459,274 S * 6/2002 Warkuss et al. D12/92
D464,914 S * 10/2002 Warkuss et al. D12/91

* cited by examiner

Primary Examiner—Melody N. Brown

(74) *Attorney, Agent, or Firm*—Ostrolenk, Faber, Gerb &
Soffen, LLP; Klaus P. Stoffel



(57) **CLAIM**

We claim the ornamental design for a vehicle, as shown and described.

DESCRIPTION

FIG. 1 is a front view of a first embodiment of the vehicle design of the present invention;
FIG. 2 is a rear view thereof;
FIG. 3 is a left side view thereof;
FIG. 4 is a right side view thereof;
FIG. 5 is a front, left side perspective view thereof;
FIG. 6 is a front, right side perspective view thereof;
FIG. 7 is a rear, left side perspective view thereof;
FIG. 8 is a rear, right side perspective view thereof;
FIG. 9 is a front view of a second embodiment of the vehicle design of the present invention;
FIG. 10 is a rear view of the second embodiment;
FIG. 11 is a right side view of the second embodiment;
FIG. 12 is a left side view of the second embodiment;
FIG. 13 is a first, right side perspective view of the second embodiment;
FIG. 14 is a front, left side perspective view of the second embodiment;
FIG. 15 is a rear, right side perspective view of the second embodiment; and,
FIG. 16 is a rear, left side perspective view of the second embodiment.
The bottom of the vehicle is not part of the claimed design.

1 Claim, 10 Drawing Sheets






FIG. 1




FIG.2

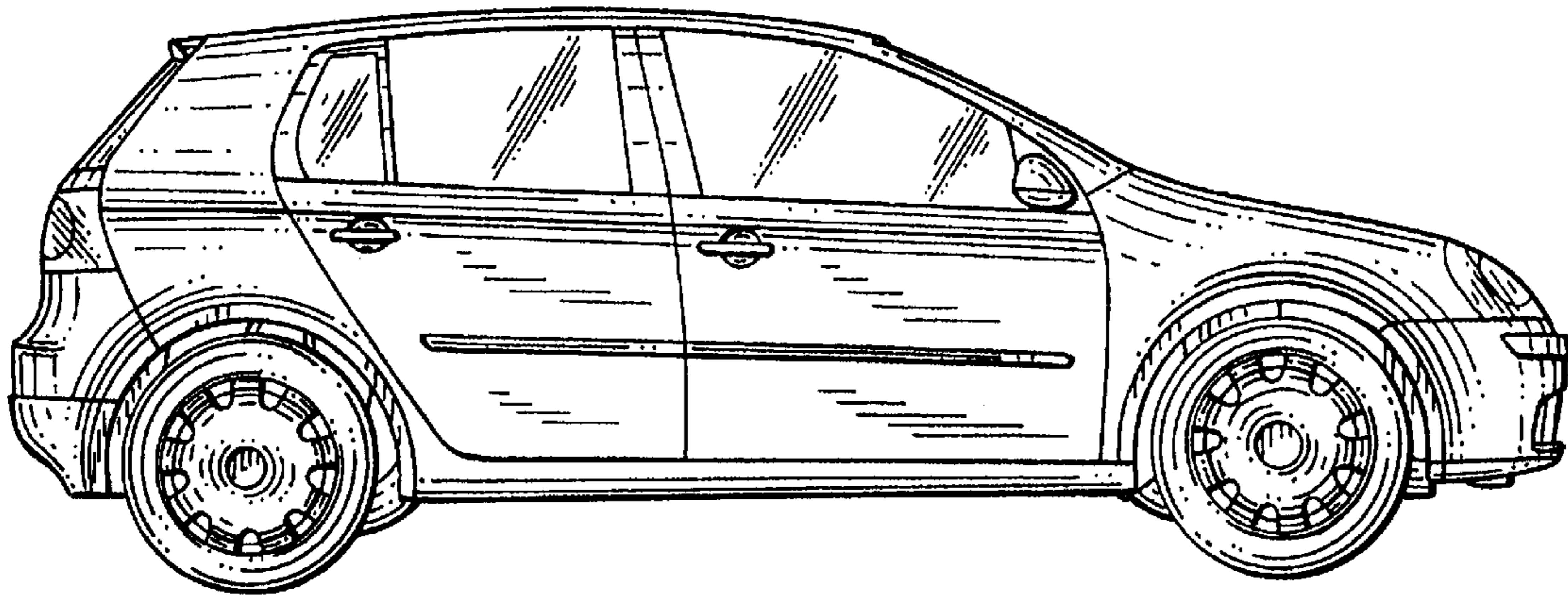


FIG.3




FIG.4




FIG.5




FIG.6




FIG.7




FIG.8




FIG.9




FIG. 10

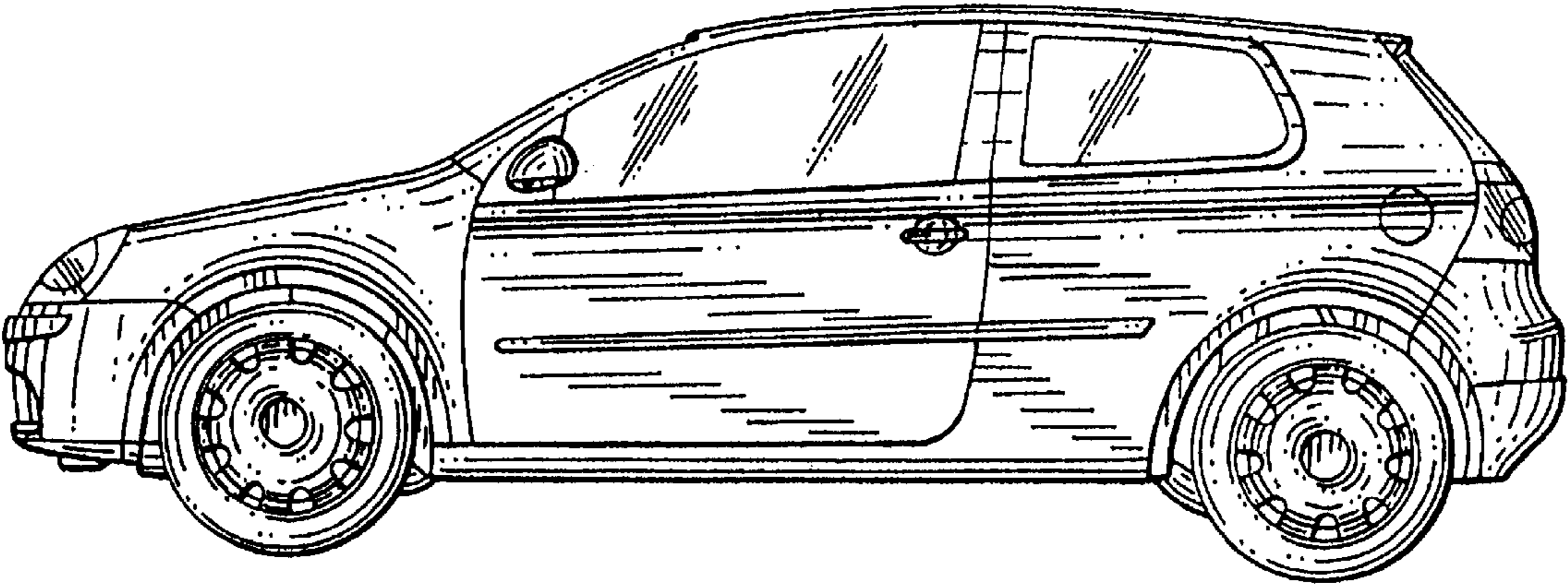


FIG.11

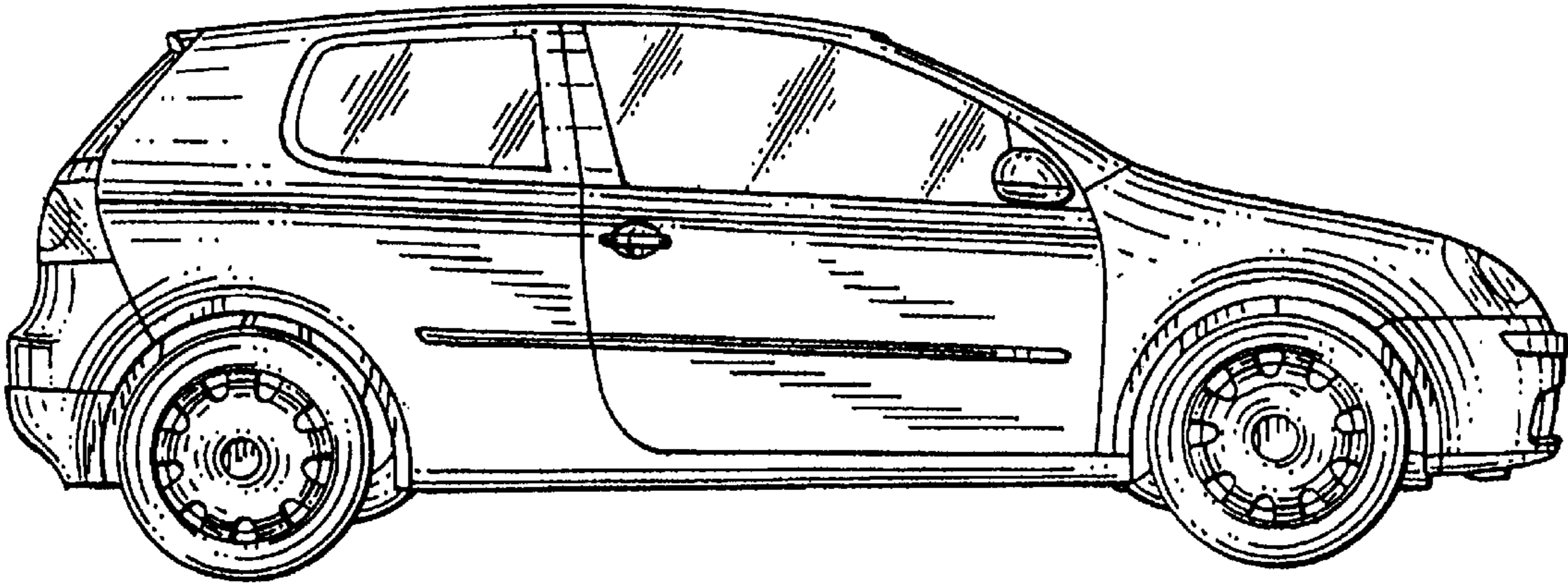


FIG.12




FIG.13




FIG.14

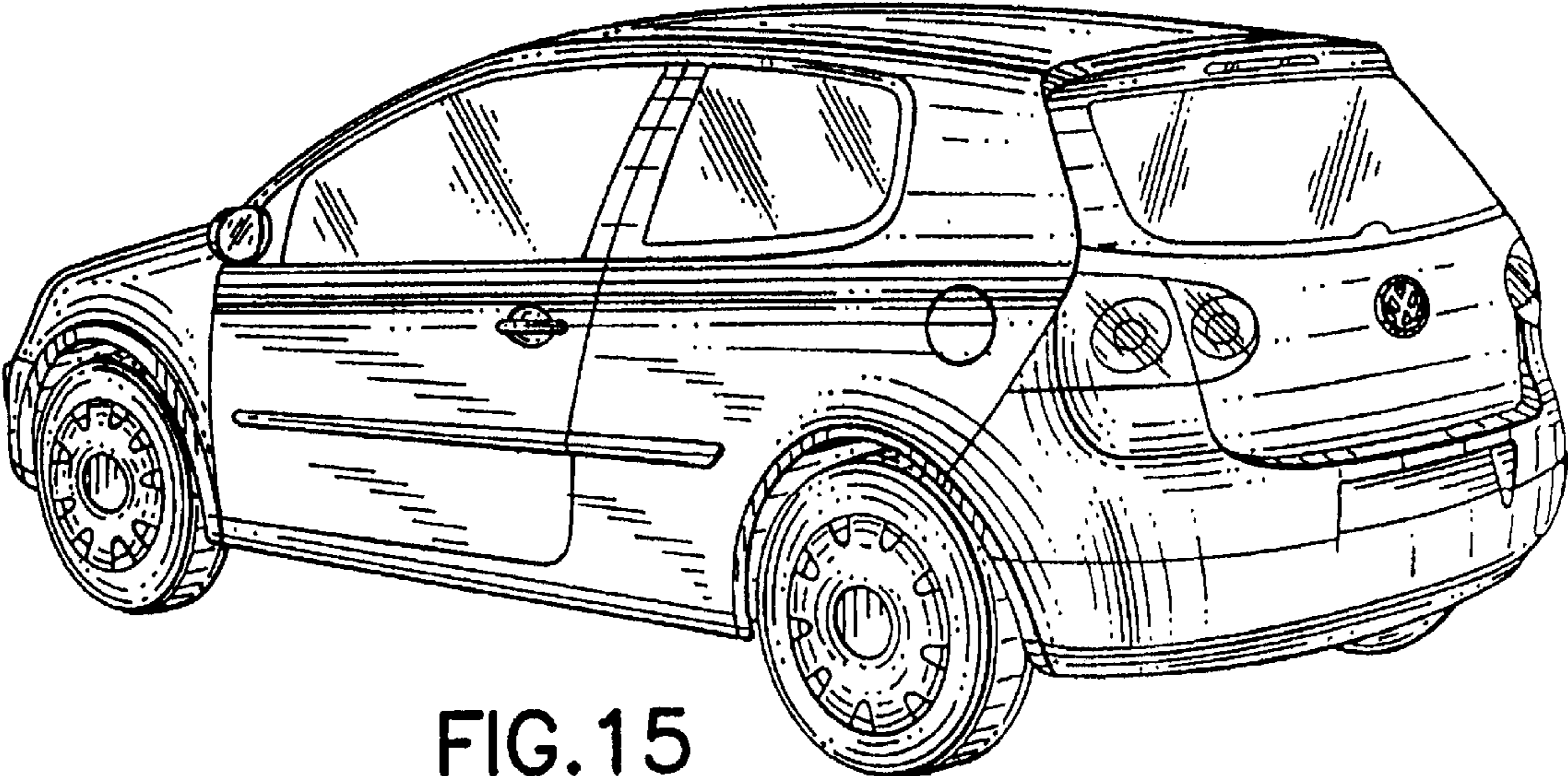


FIG.15




FIG.16