



US00D511481S

(12) **United States Design Patent**  
**Sampson**

(10) **Patent No.:** **US D511,481 S**

(45) **Date of Patent:** **\*\* Nov. 15, 2005**

(54) **SNOWMOBILE TRACK LUGS**

6,609,771 B2 \* 8/2003 Morin et al. .... 305/178  
6,626,258 B1 \* 9/2003 Forbes ..... 180/184

(75) Inventor: **Martin Sampson**, Roseau, MN (US)

\* cited by examiner

(73) Assignee: **Polaris Industries Inc.**, Medina, MN (US)

*Primary Examiner*—Nelson C. Holtje  
(74) *Attorney, Agent, or Firm*—Fredrikson & Byron, P.A.

(\*\*) Term: **14 Years**

(57) **CLAIM**

(21) Appl. No.: **29/190,588**

We claim the ornamental design for the snowmobile track lugs, as shown and described.

(22) Filed: **Sep. 23, 2003**

**DESCRIPTION**

(51) **LOC (8) Cl.** ..... **12-14**

(52) **U.S. Cl.** ..... **D12/7**

(58) **Field of Search** ..... D12/7; 305/165–169,  
305/157, 178; 180/190–191, 184

FIG. 1 is a perspective view of the snowmobile track lugs of our design shown in their ordinary environment, mounted on a snowmobile;

FIG. 2 is a fragmentary perspective view of the snowmobile track lugs of our design;

FIG. 3 is a perspective view further highlighting the snowmobile track lugs of our design shown in FIG. 2;

FIG. 4 is a fragmentary top plan view of the snowmobile track lugs of our design shown in FIG. 2;

FIG. 5 is an elevation view of the snowmobile track lugs of our design shown in FIG. 2;

FIG. 6 is an elevation view of the snowmobile track lugs of our design shown in FIG. 2;

FIG. 7 is an elevation view of the snowmobile track lugs of our design shown in FIG. 2; and,

FIG. 8 is an elevation view of the snowmobile track lugs of our design shown in FIG. 2.

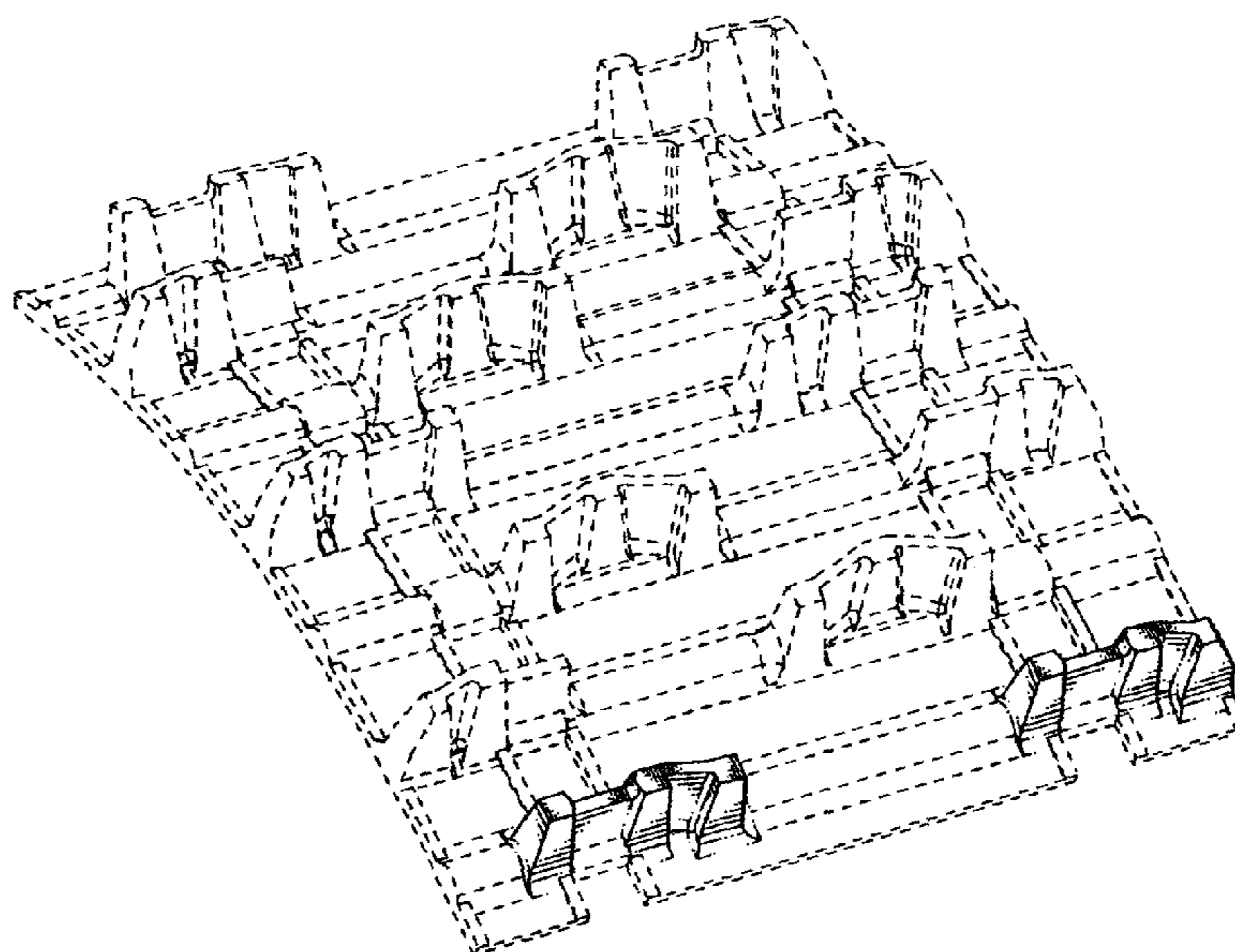
Where included, broken lines showing environment or structure are for illustrative purposes only and form no part of the claimed design. The bottom view of the snowmobile track lugs is not part of the ornamental design claimed and is therefore not shown. The snowmobile track lugs in FIG. 1 are shown in a reduced scale.

(56) **References Cited**

**U.S. PATENT DOCUMENTS**

D243,517 S	*	3/1977	Belanger	.....	D12/7
D283,206 S		4/1986	Talbot	.....	D12/7
D376,996 S	*	12/1996	Soucy et al.	.....	D12/7
D386,721 S		11/1997	Bedard	.....	D12/7
D389,430 S	*	1/1998	Dandurand	.....	D12/7
D389,431 S	*	1/1998	Dandurand	.....	D12/7
D389,432 S	*	1/1998	Dandurand	.....	D12/7
D389,433 S	*	1/1998	Dandurand	.....	D12/7
D389,434 S	*	1/1998	Dandurand	.....	D12/7
D389,435 S	*	1/1998	Dandurand	.....	D12/7
5,713,645 A		2/1998	Thompson et al.	.....	305/168
5,730,510 A	*	3/1998	Courtemanche	.....	305/168
D393,607 S	*	4/1998	Dandurand	.....	D12/7
D394,615 S	*	5/1998	Dandurand	.....	D12/7
D408,326 S	*	4/1999	Dandurand	.....	D12/7
D408,758 S	*	4/1999	Lussier	.....	D12/7
6,109,705 A		8/2000	Courtemanche	.....	305/178
D436,892 S	*	1/2001	Soucy et al.	.....	D12/7
6,575,540 B2	*	6/2003	Soucy et al.	.....	305/166

**1 Claim, 5 Drawing Sheets**



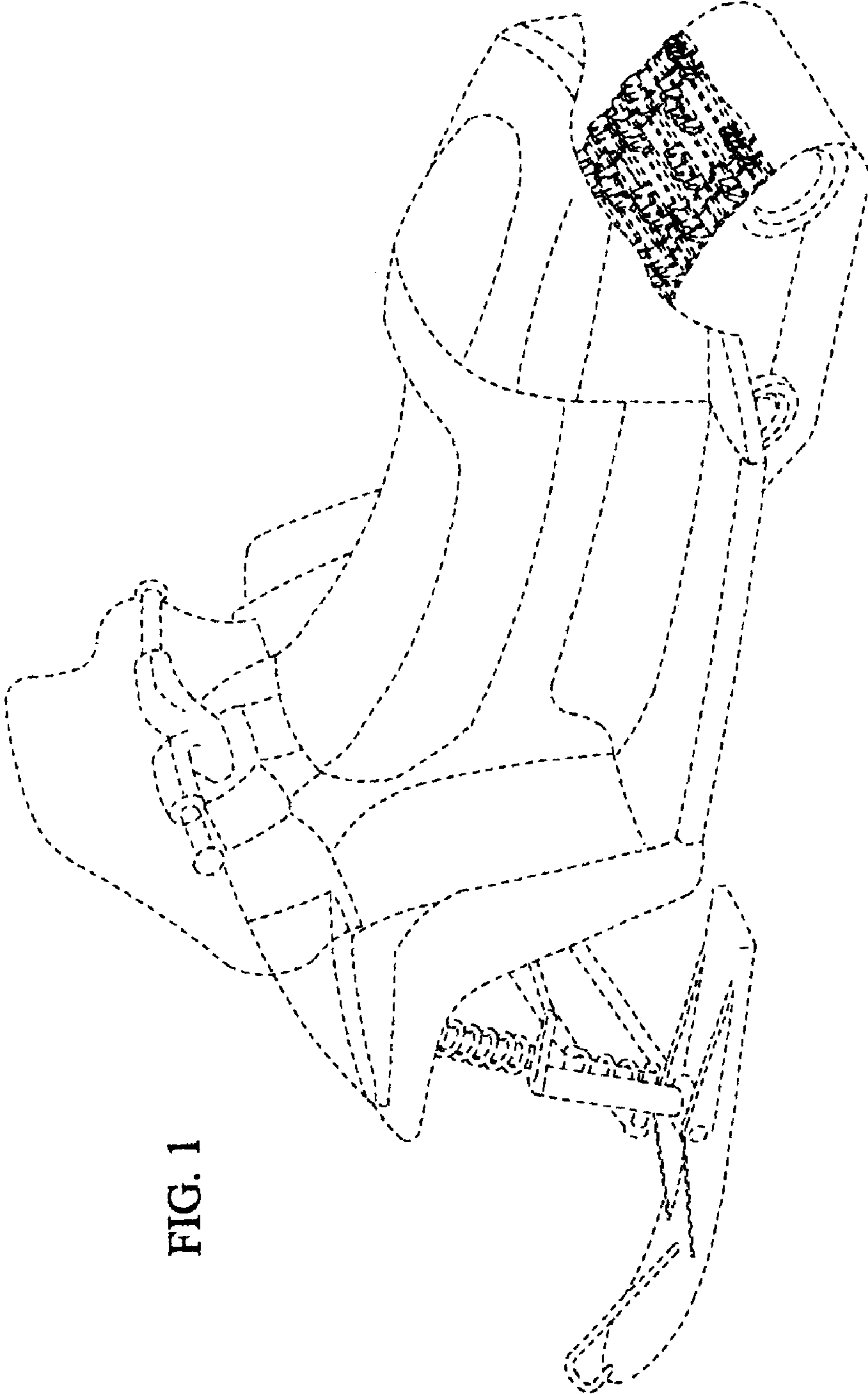


FIG. 1

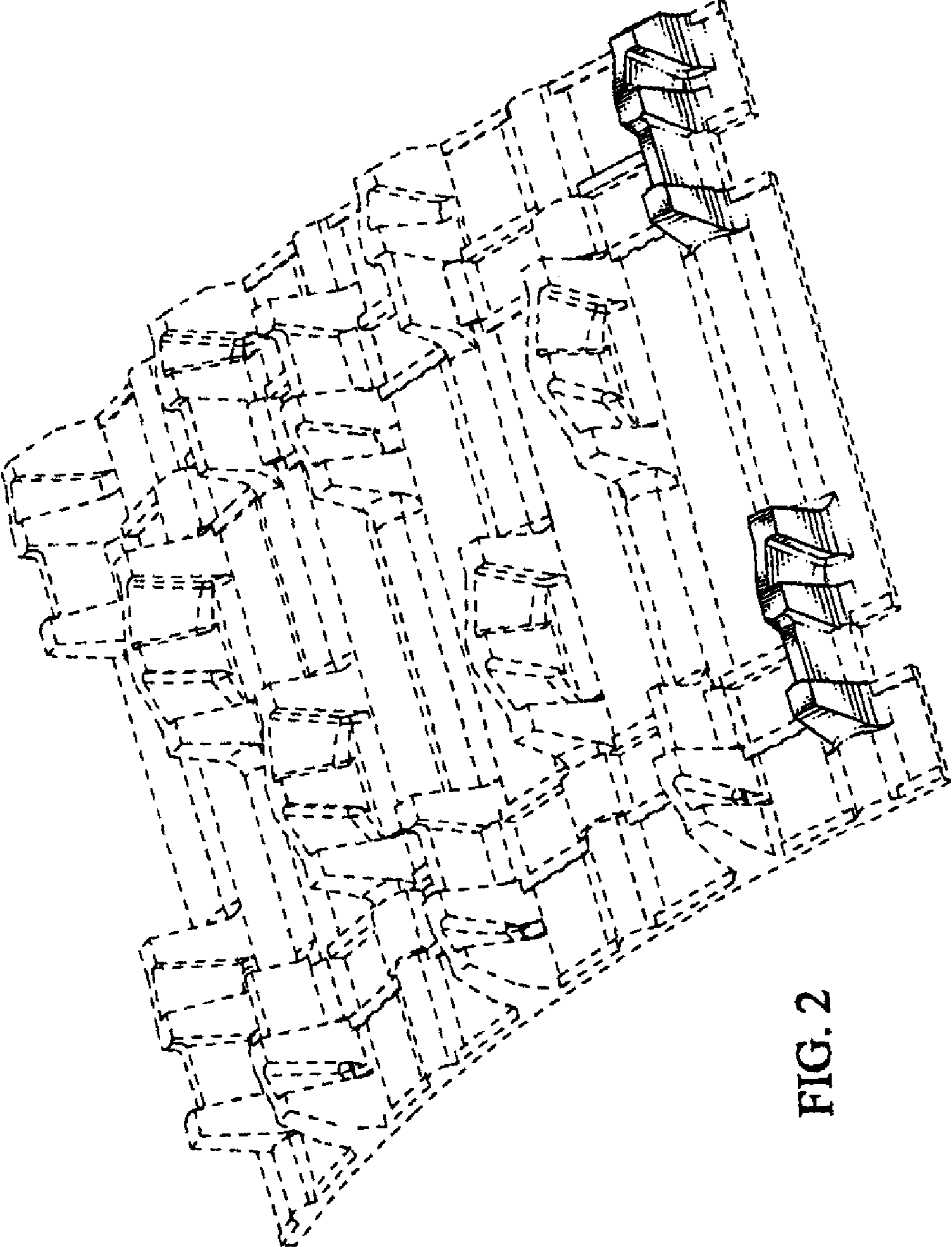


FIG. 2

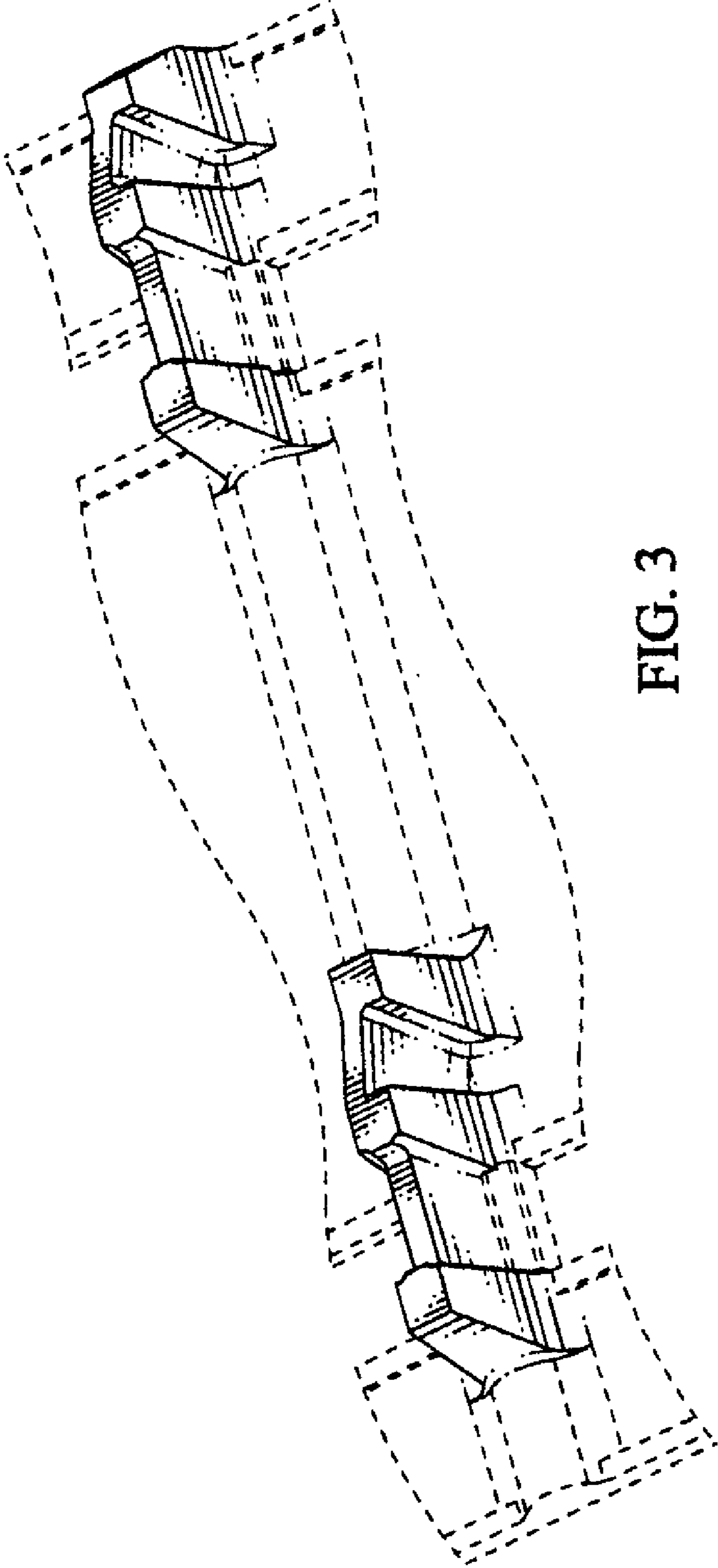


FIG. 3

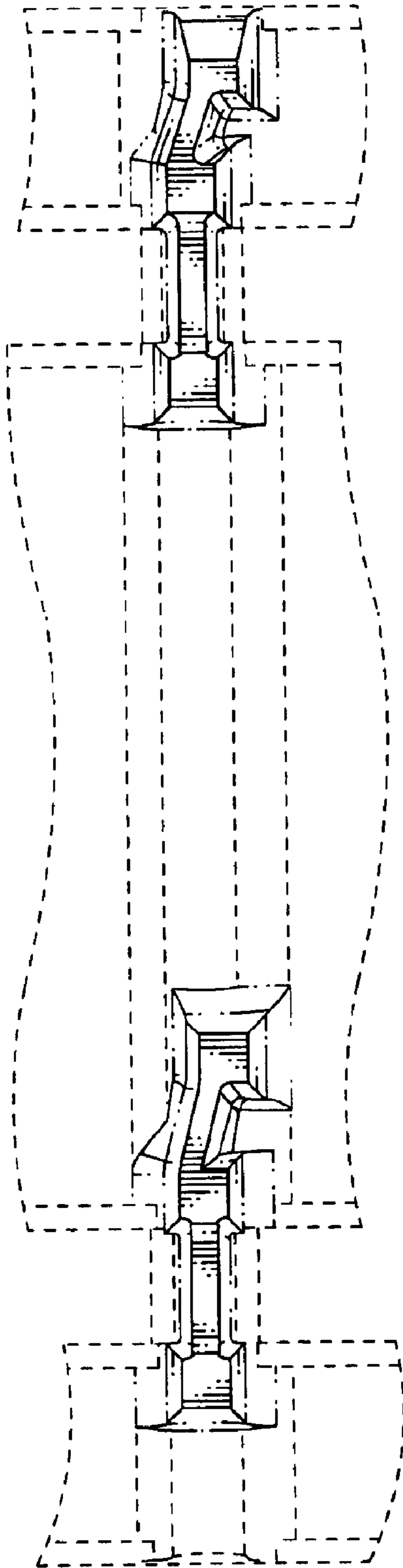


FIG. 4




FIG. 5




FIG. 6

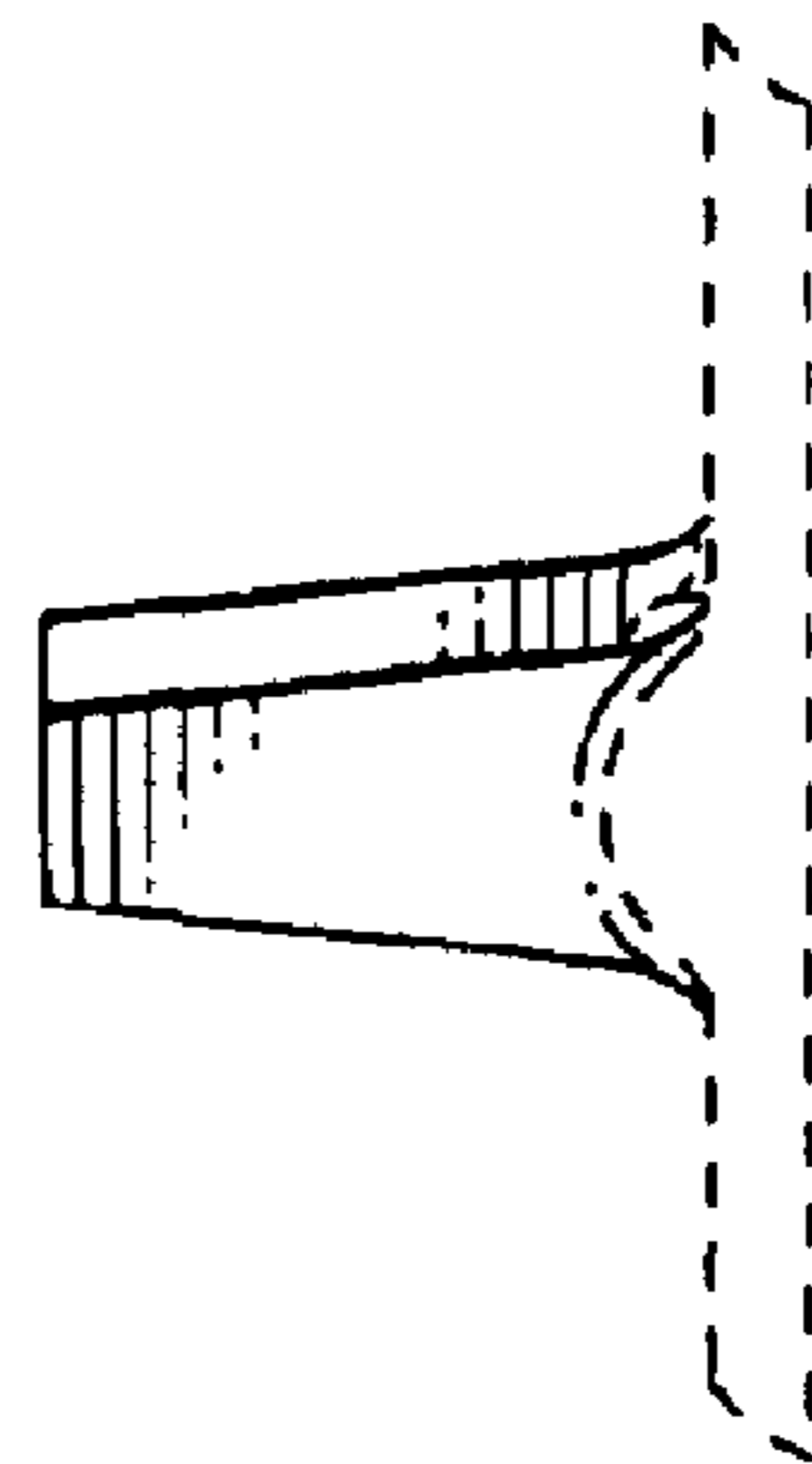


FIG. 7

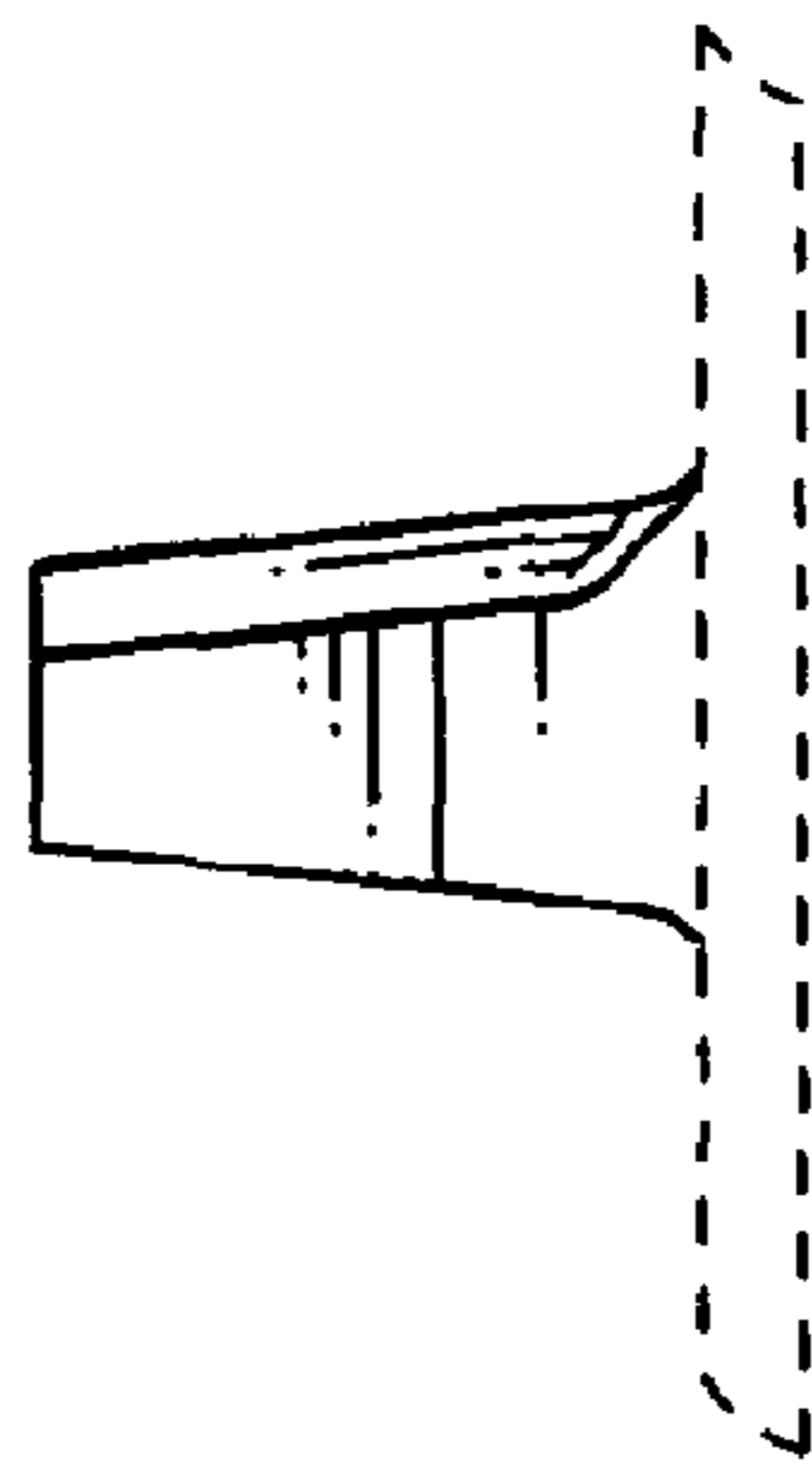


FIG. 8