



US00D511477S

(12) **United States Design Patent** (10) **Patent No.:** **US D511,477 S**
Hensen (45) **Date of Patent:** **** Nov. 15, 2005**

(54) **PLANT POT**

(75) **Inventor:** **Edward R. Hensen, Brantford (CA)**

(73) **Assignee:** **ITML Horticultural Products Incorporated**

(**) **Term:** **14 Years**

(21) **Appl. No.:** **29/219,187**

(22) **Filed:** **Dec. 15, 2004**

Related U.S. Application Data

(62) Division of application No. 29/196,999, filed on Jan. 8, 2004.

(51) **LOC (8) Cl.** **11-02**

(52) **U.S. Cl.** **D11/153**

(58) **Field of Search** D7/527, 560, 564, D7/565, 566; D9/428, 429; D11/143-146, 148, 149, 150, 151, 152, 153, 154; 47/41.01, 65.5, 65.7, 66.6, 67; 206/423

(56) **References Cited**

U.S. PATENT DOCUMENTS

D171,372 S	*	2/1954	Barnhart	D7/542
3,288,340 A	*	11/1966	Shapiro et al.	206/519
3,783,555 A	*	1/1974	Peters	47/79
D240,383 S	*	7/1976	Connell	D6/513
D305,875 S	*	2/1990	Morritt et al.	D11/143
D359,708 S	*	6/1995	Boscato	D11/152
D367,242 S	*	2/1996	Deelen	D11/148

D393,817 S	*	4/1998	Folley	D11/153
D398,259 S	*	9/1998	Niemiec	D11/151
D404,682 S	*	1/1999	Baran et al.	D11/152
D409,946 S	*	5/1999	Hensen	D11/152
D410,592 S	*	6/1999	Niemiec	D11/151
6,339,899 B1	*	1/2002	Lehmann	47/65.5
D483,690 S	*	12/2003	Sieverding	D11/152
2005/0005516 A1	*	1/2005	Schmidt	47/65.5

OTHER PUBLICATIONS

Dillen Products a Meyer's Industries Company, Listo Products from Dillen, 2001-2004 Dillen Products/Myers Industries, Inc. pp. 1-5.

* cited by examiner

Primary Examiner—Jeffrey Asch

Assistant Examiner—Elizabeth Albert

(74) *Attorney, Agent, or Firm*—Jeffrey W. Wong; Gordon Ladner Gervais LLP

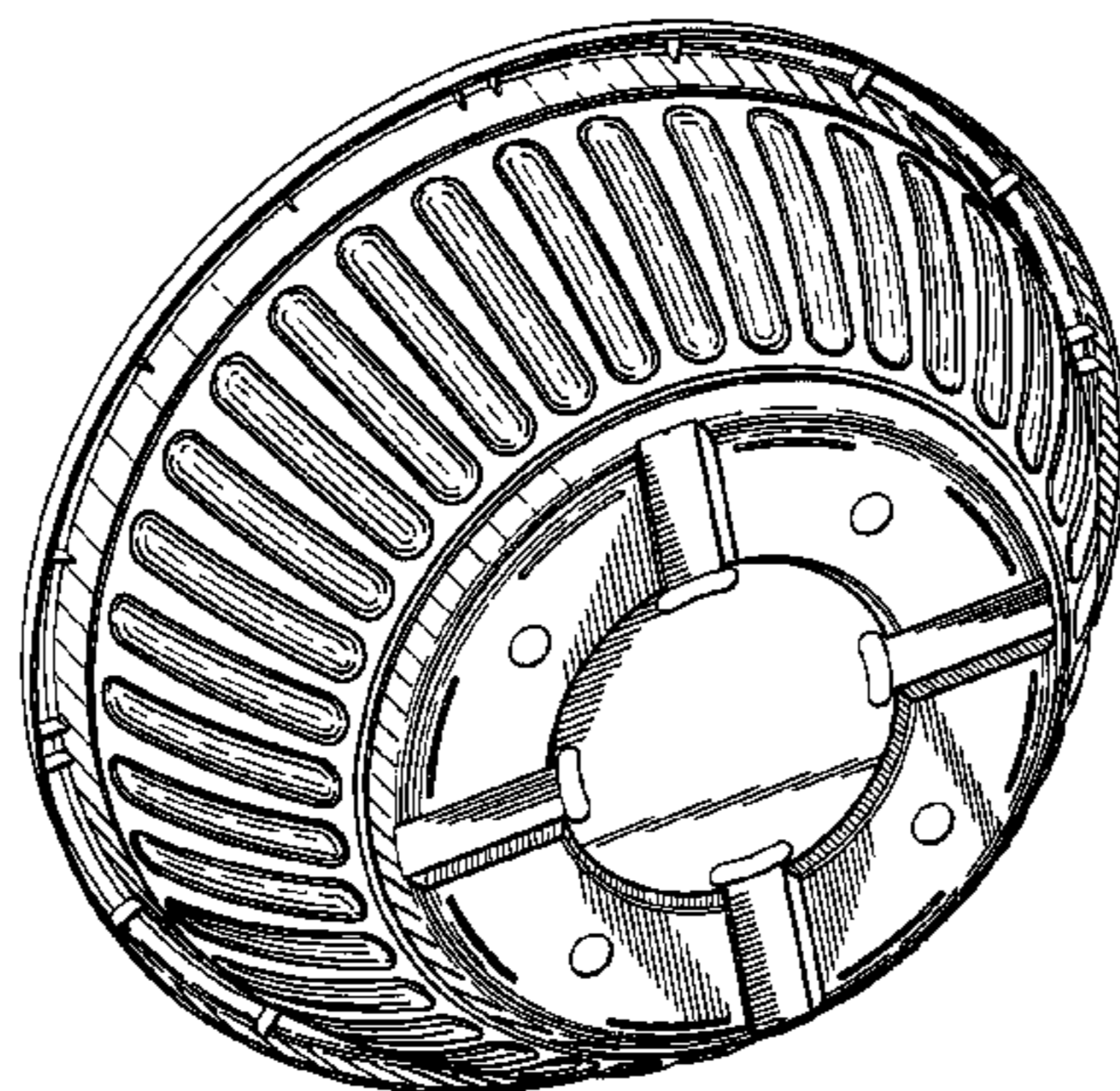
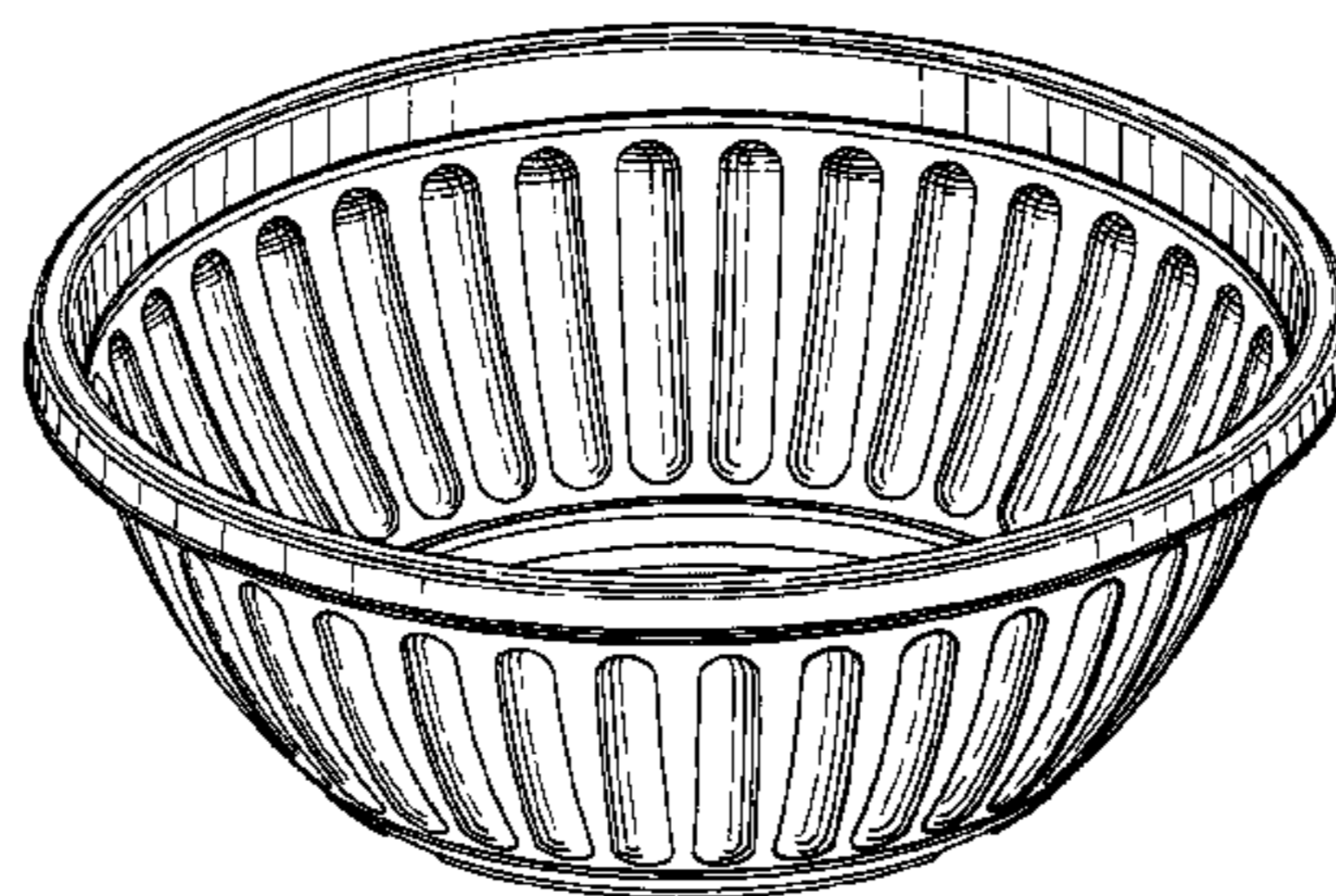
(57) **CLAIM**

We claim the ornamental design for plant pot, as shown and described.

DESCRIPTION

FIG. 1 is an elevation view of the plant pot;
FIG. 2 is a top view of the plant pot;
FIG. 3 is a bottom view of the plant pot;
FIG. 4 is a perspective view of the plant pot, from above;
and,
FIG. 5 is a perspective view of the plant pot, from below.

1 Claim, 3 Drawing Sheets






FIG. 1

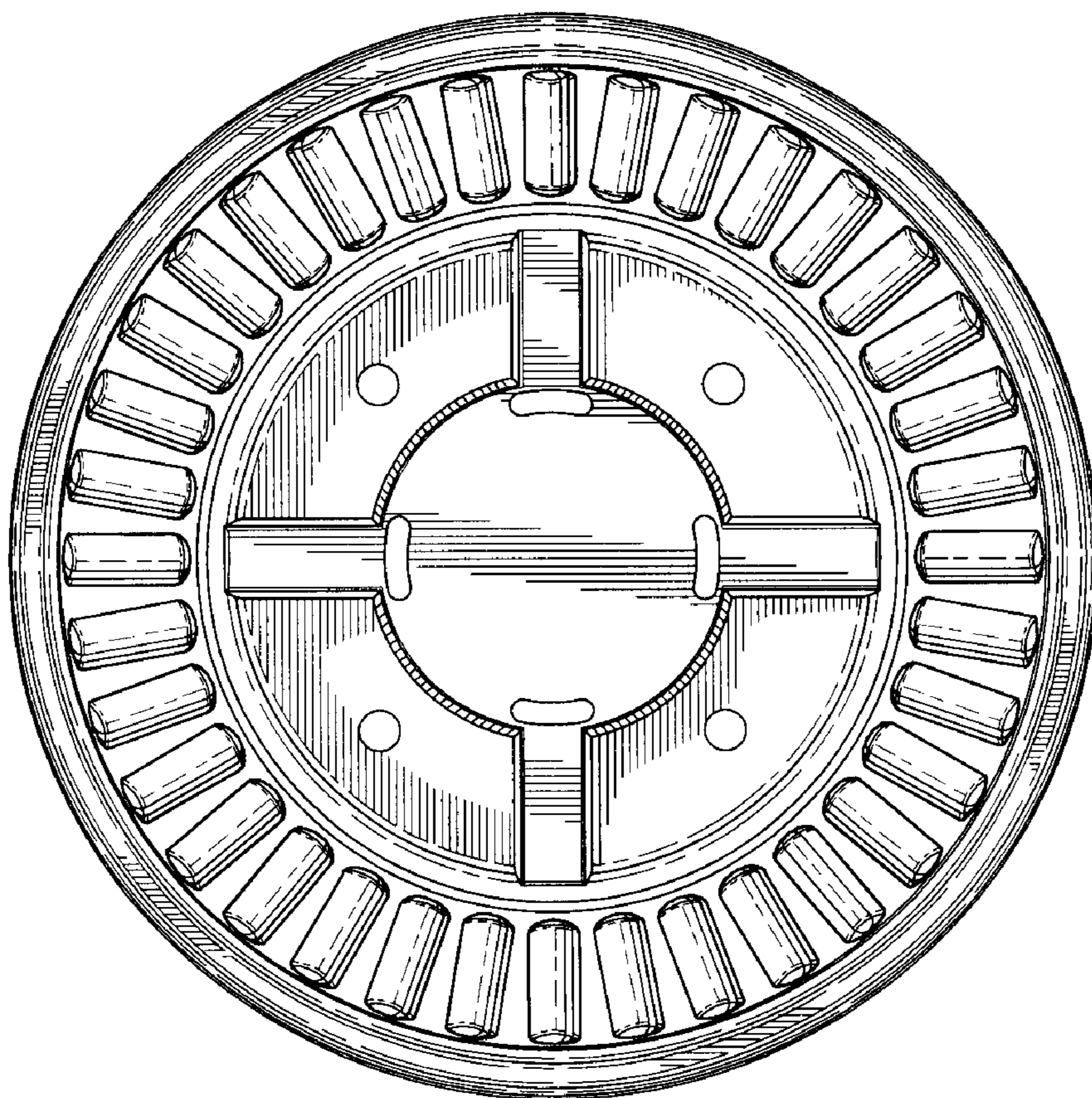


FIG. 2

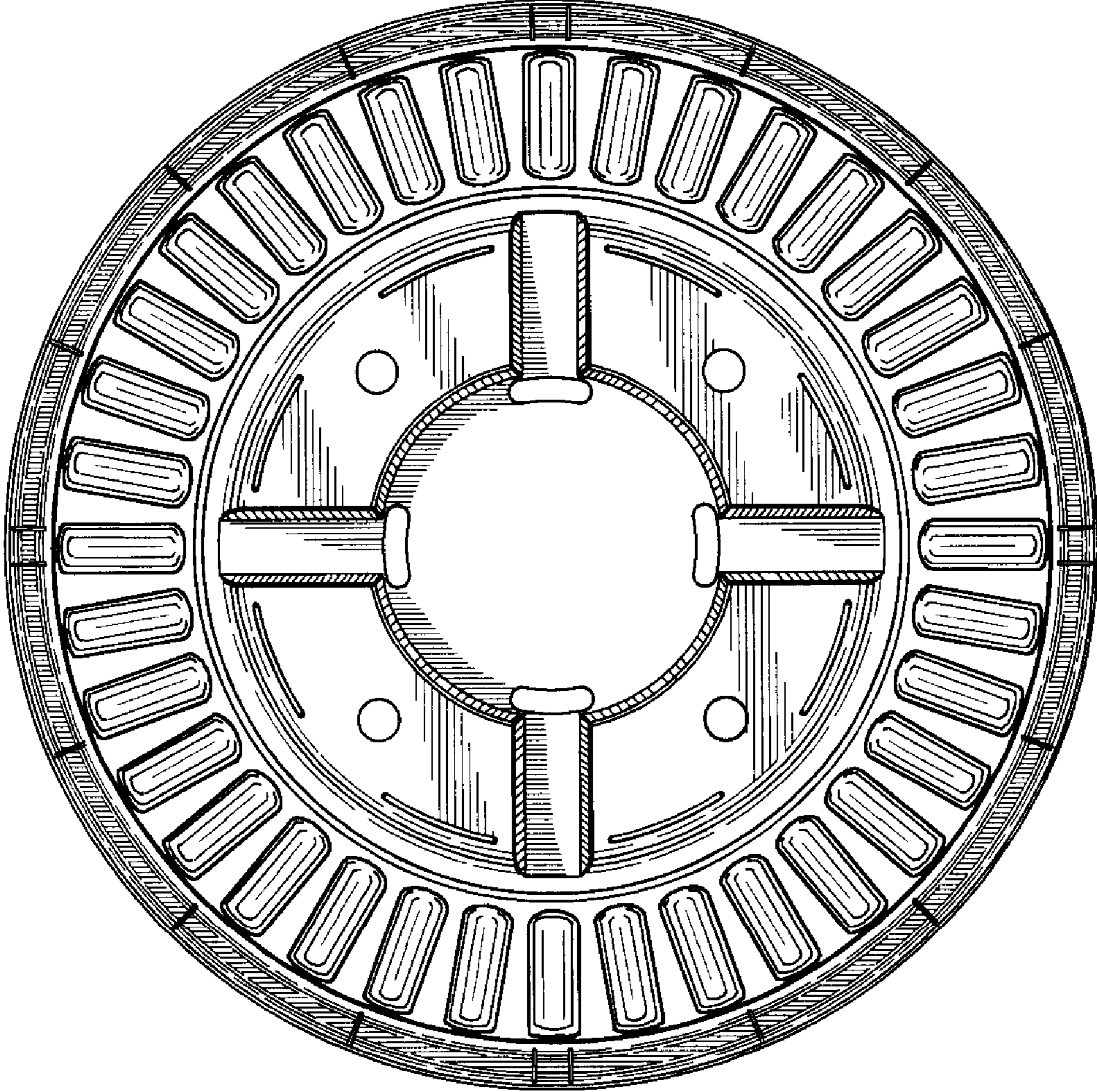


FIG.3

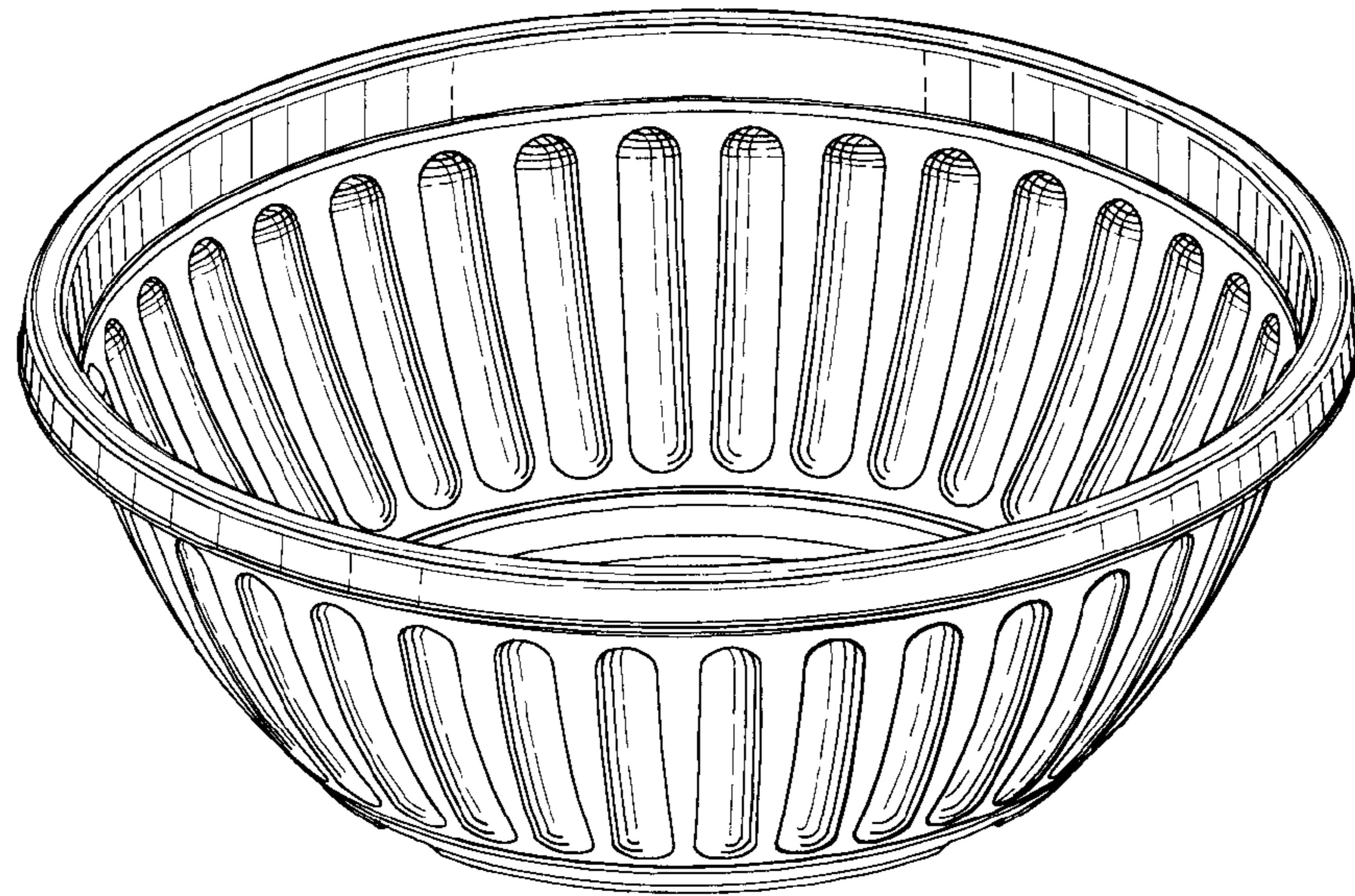


FIG. 4



FIG. 5