



US00D511456S

(12) **United States Design Patent** (10) **Patent No.:** **US D511,456 S**
Forte (45) **Date of Patent:** **** Nov. 15, 2005**

(54) **CONTAINER CAP WITH TABS**

(75) **Inventor:** **Gerald J. Forte**, North Brunswick, NJ (US)

(73) **Assignee:** **Wyeth**, Madison, NJ (US)

(**) **Term:** **14 Years**

(21) **Appl. No.:** **29/195,651**

(22) **Filed:** **Dec. 17, 2003**

(51) **LOC (8) Cl.** **09-07**

(52) **U.S. Cl.** **D9/443**

(58) **Field of Search** D9/719, 529, 504, D9/503, 500, 454, 449, 447, 445, 444, 440, 435, 434, 443; D7/900, 608, 538, 511, 392.1, 317, 313, 312; 220/915, 726; 215/228

D404,303 S * 1/1999 Webster D9/445
D405,371 S * 2/1999 Herr D9/503
D421,909 S * 3/2000 Opresco D9/443
D487,399 S * 3/2004 Schmidtner et al. D9/449

OTHER PUBLICATIONS

U.S. Appl. No. 29/195,649 filed Dec. 17, 2003.
U.S. Appl. No. 29/195,650 filed Dec. 17, 2003.
U.S. Appl. No. 29/195,655 filed Dec. 17, 2003.
U.S. Appl. No. 29/195,652 filed Dec. 17, 2003.

* cited by examiner

Primary Examiner—Robert M. Spear

Assistant Examiner—Susan Bennett Hattan

(74) *Attorney, Agent, or Firm*—Steven H. Flynn

(57) **CLAIM**

I claim the ornamental design for a container cap with tabs, as shown and described.

(56) **References Cited**

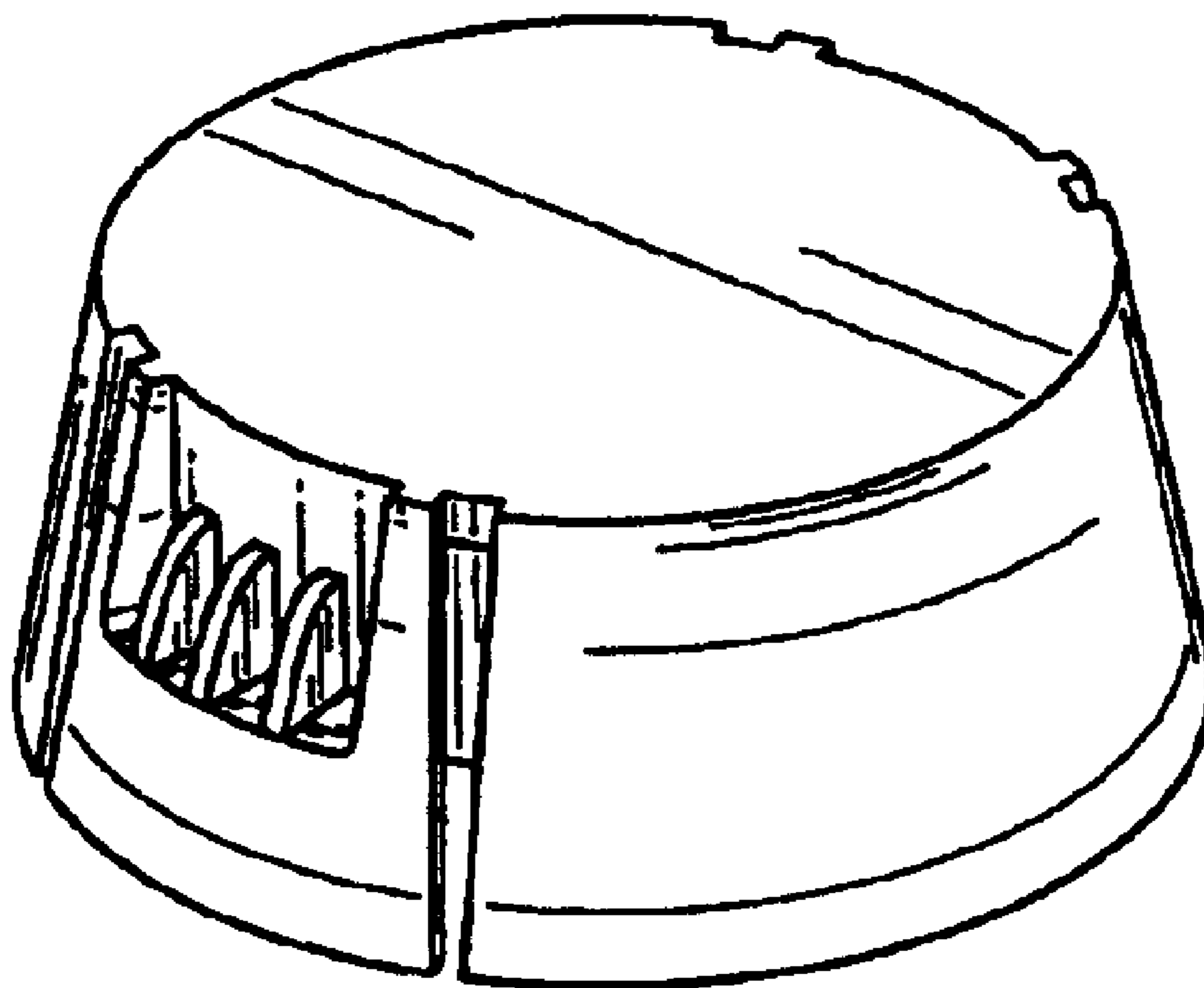
U.S. PATENT DOCUMENTS

2,711,766 A * 6/1955 Archer et al. D9/504
D256,672 S * 9/1980 Beck D9/454
D292,882 S * 11/1987 Gross D9/435
D329,809 S * 9/1992 Bloomfield D9/435
D359,907 S 7/1995 Hirsch
D359,908 S 7/1995 Hirsch
D359,909 S 7/1995 Hirsch
D359,910 S 7/1995 Hirsch
D368,658 S 4/1996 Hirsch

DESCRIPTION

FIG. 1. is a perspective view of the container cap with tabs showing my new design;
FIG. 2. is a first side elevational view thereof;
FIG. 3. is a second side elevational view thereof;
FIG. 4. is a third side elevational view thereof;
FIG. 5. is a fourth side elevational view thereof;
FIG. 6. is a top plan view thereof; and,
FIG. 7. is a bottom plan view thereof.

1 Claim, 7 Drawing Sheets



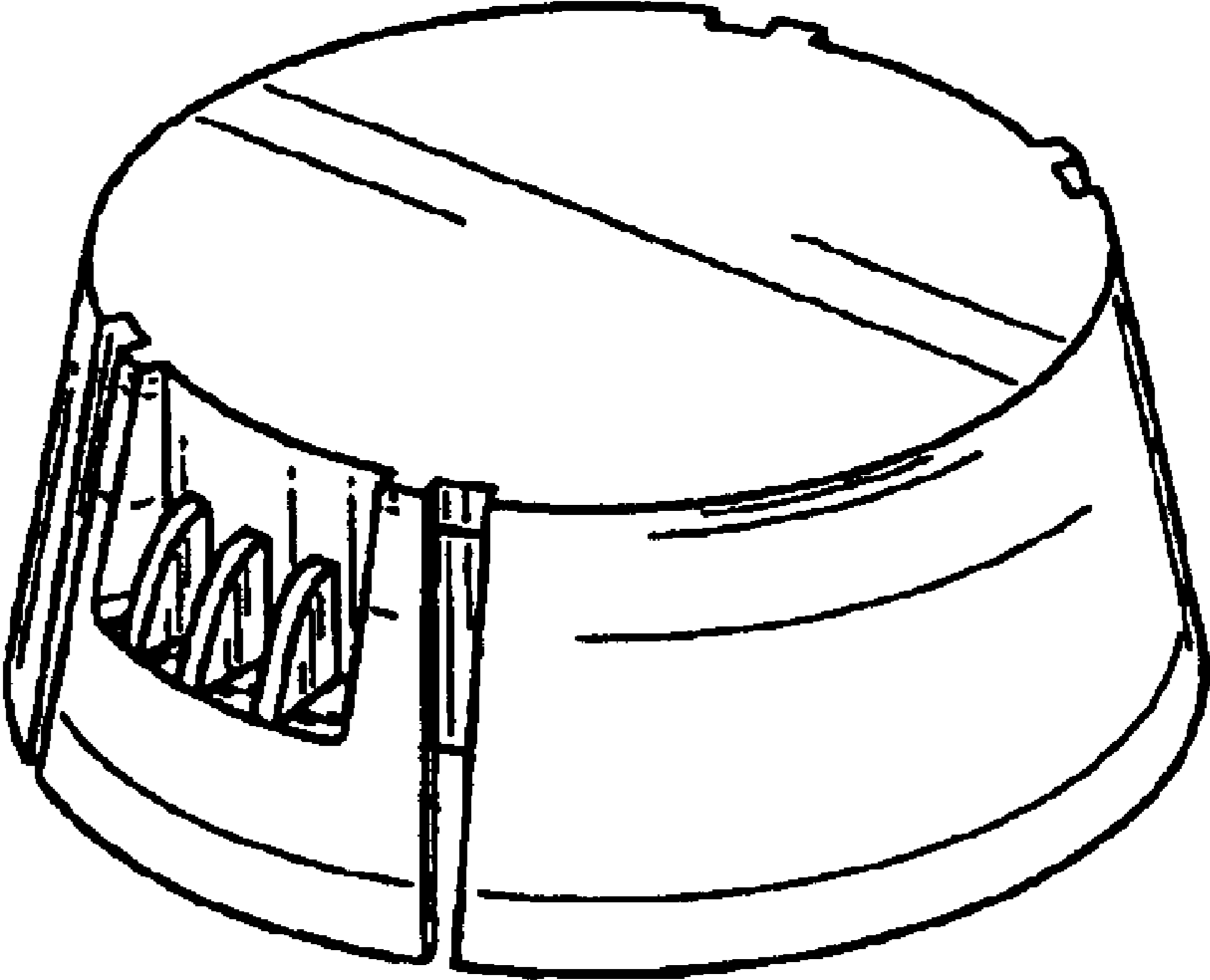


FIG. 1

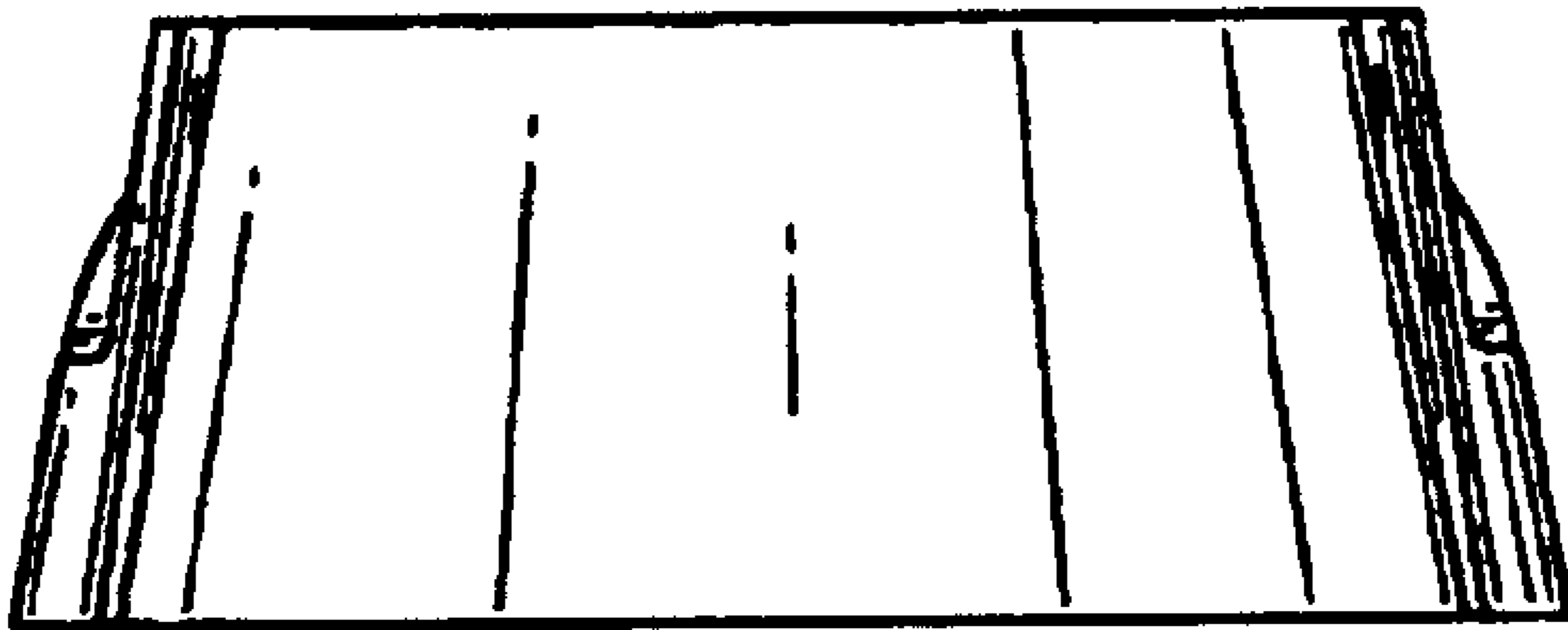


FIG. 2

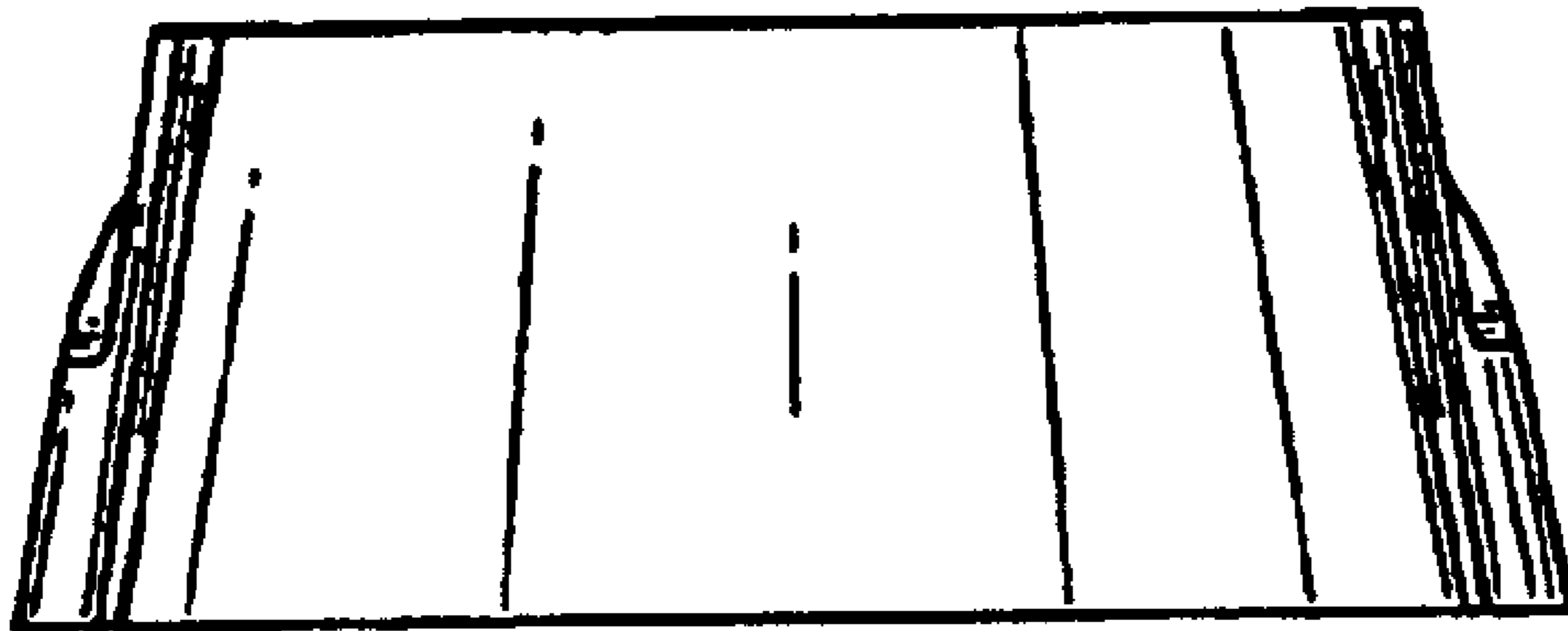


FIG. 3




FIG. 4




FIG. 5

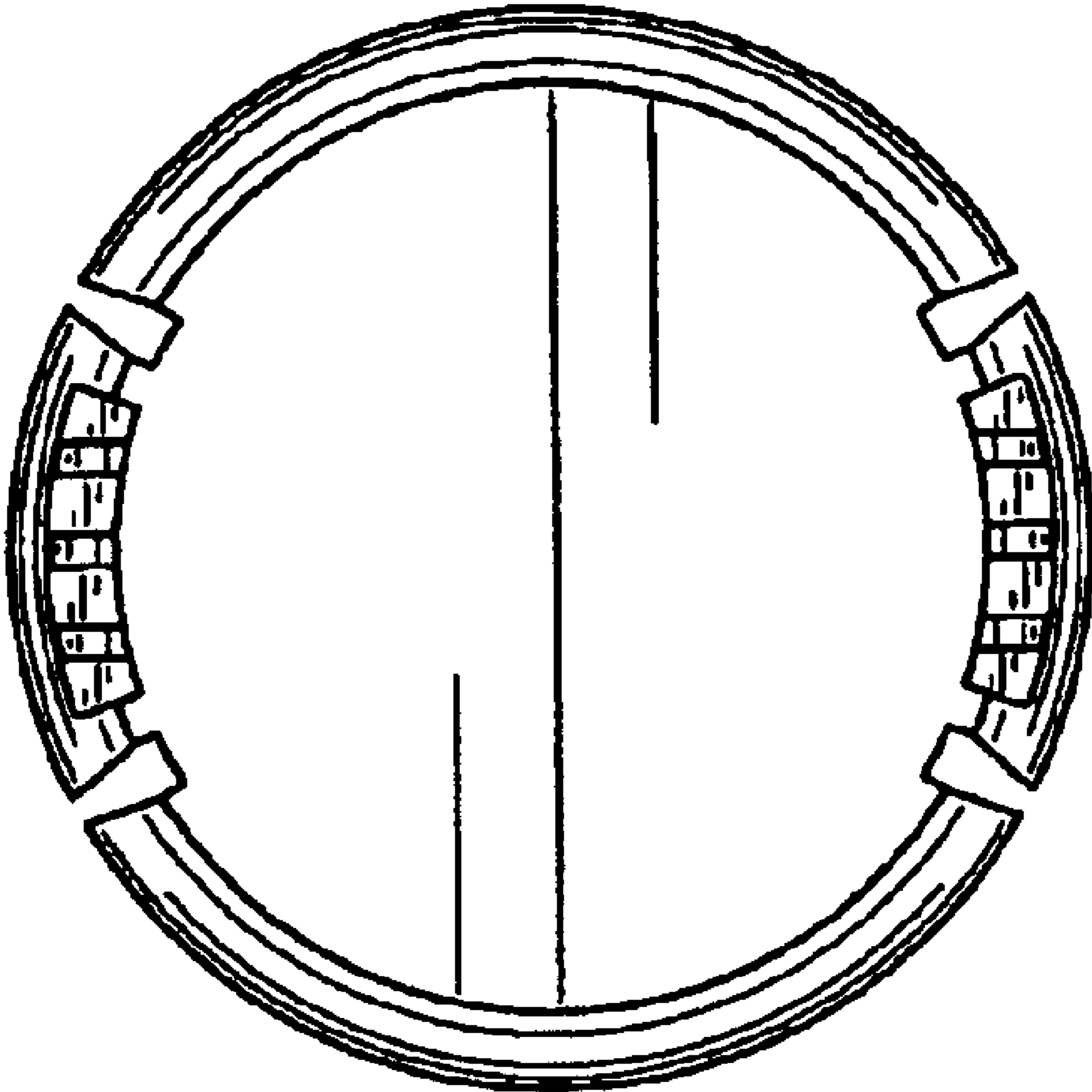


FIG. 6

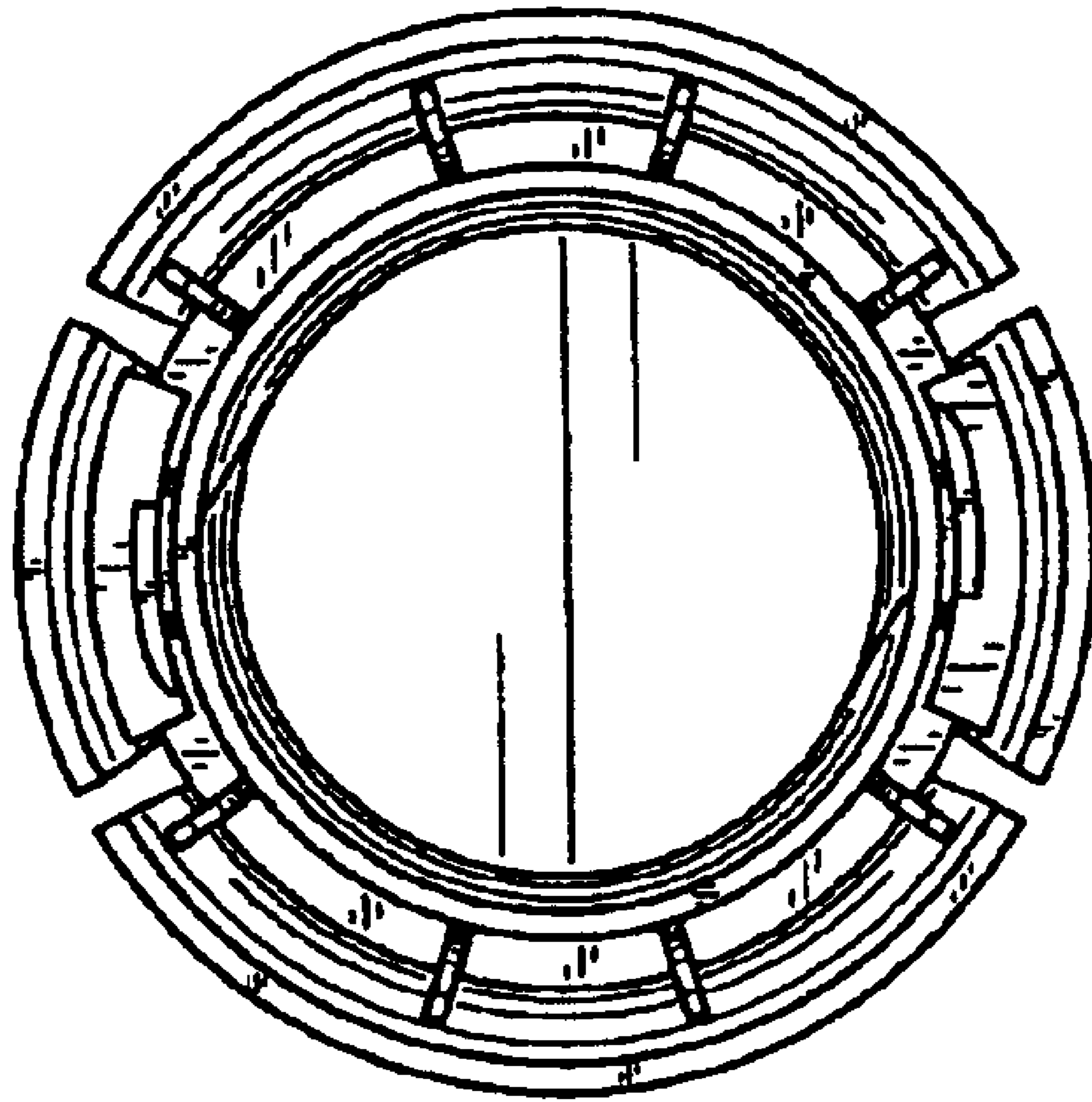


FIG. 7