



US00D511452S

(12) **United States Design Patent** (10) **Patent No.:** **US D511,452 S**
Dibnah et al. (45) **Date of Patent:** **** Nov. 15, 2005**

(54) **BLISTER PACK** 5,875,893 A * 3/1999 Lee et al. 206/463
D415,679 S * 10/1999 Hata D9/415
(75) **Inventors:** **Carl Dibnah, Hull (GB); Andrew** D418,407 S * 1/2000 Uzawa D9/415
Robert McLeish, Sheffield (GB); D442,857 S * 5/2001 Feehan, Jr. D9/415
Jean-Francoise Lhoste, Le Coudray 6,276,529 B1 * 8/2001 Feehan, Jr. 206/469
(FR) D453,901 S * 2/2002 Shepperson D9/418
(73) **Assignee:** **Reckitt Benekiser (UK) Limited,** 6,427,832 B1 * 8/2002 Ali et al. 206/303
Slough (GB) D480,300 S * 10/2003 Lee D9/415
D482,965 S * 12/2003 Spiegel D9/415
D496,268 S * 9/2004 Stamm et al. D9/415

(**) **Term:** **14 Years**

* cited by examiner

(21) **Appl. No.:** **29/205,030**

Primary Examiner—Prabhakar Deshmukh

(22) **Filed:** **May 7, 2004**

(74) *Attorney, Agent, or Firm*—Norris McLaughlin & Marcus, PA

(30) **Foreign Application Priority Data**

(57) **CLAIM**

Nov. 15, 2003 (GB) 3015203

The ornamental design for a blister pack, as shown and described.

(51) **LOC (8) Cl.** **09-07**

DESCRIPTION

(52) **U.S. Cl.** **D9/415**

(58) **Field of Search** D9/414, 415, 418,
D9/457; 206/461–471, 806, 495, 216, 581,
320

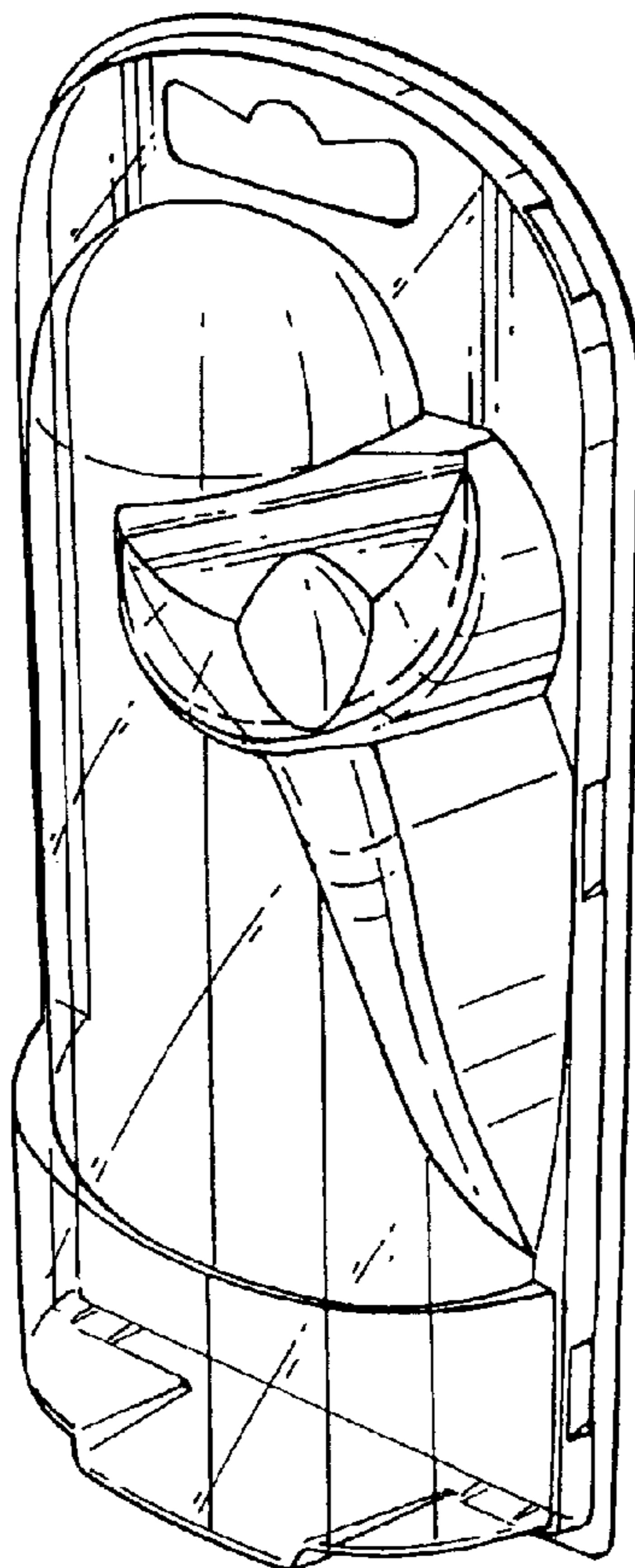
FIG. 1 is a perspective view of the front of the blister pack;
FIG. 2 is a plan view of the front thereof;
FIG. 3 is a plan view of a side thereof;
FIG. 4 is a plan view of the top thereof;
FIG. 5 is a plan view of the rear thereof;
FIG. 6 is a plan view of the other side thereof; and,
FIG. 7 is a plan view of the bottom thereof.

(56) **References Cited**

U.S. PATENT DOCUMENTS

5,429,241 A * 7/1995 Althaus 206/471
D406,753 S * 3/1999 Lee D9/415

1 Claim, 3 Drawing Sheets



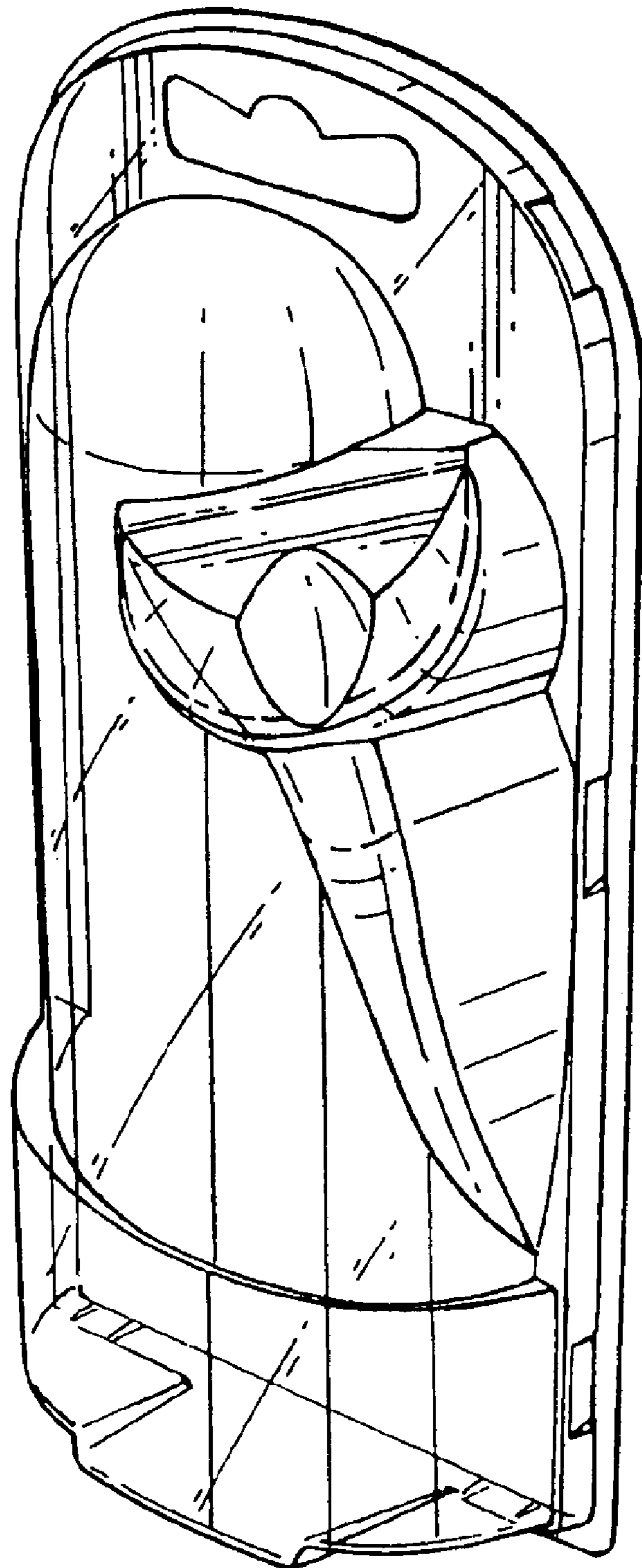


Fig. 1.



Fig.2.

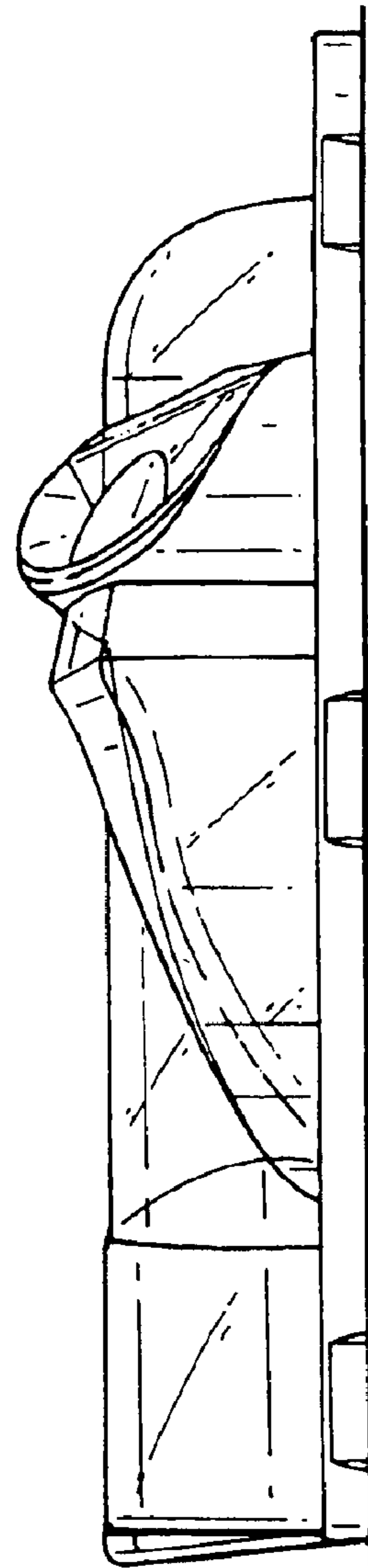


Fig.3.

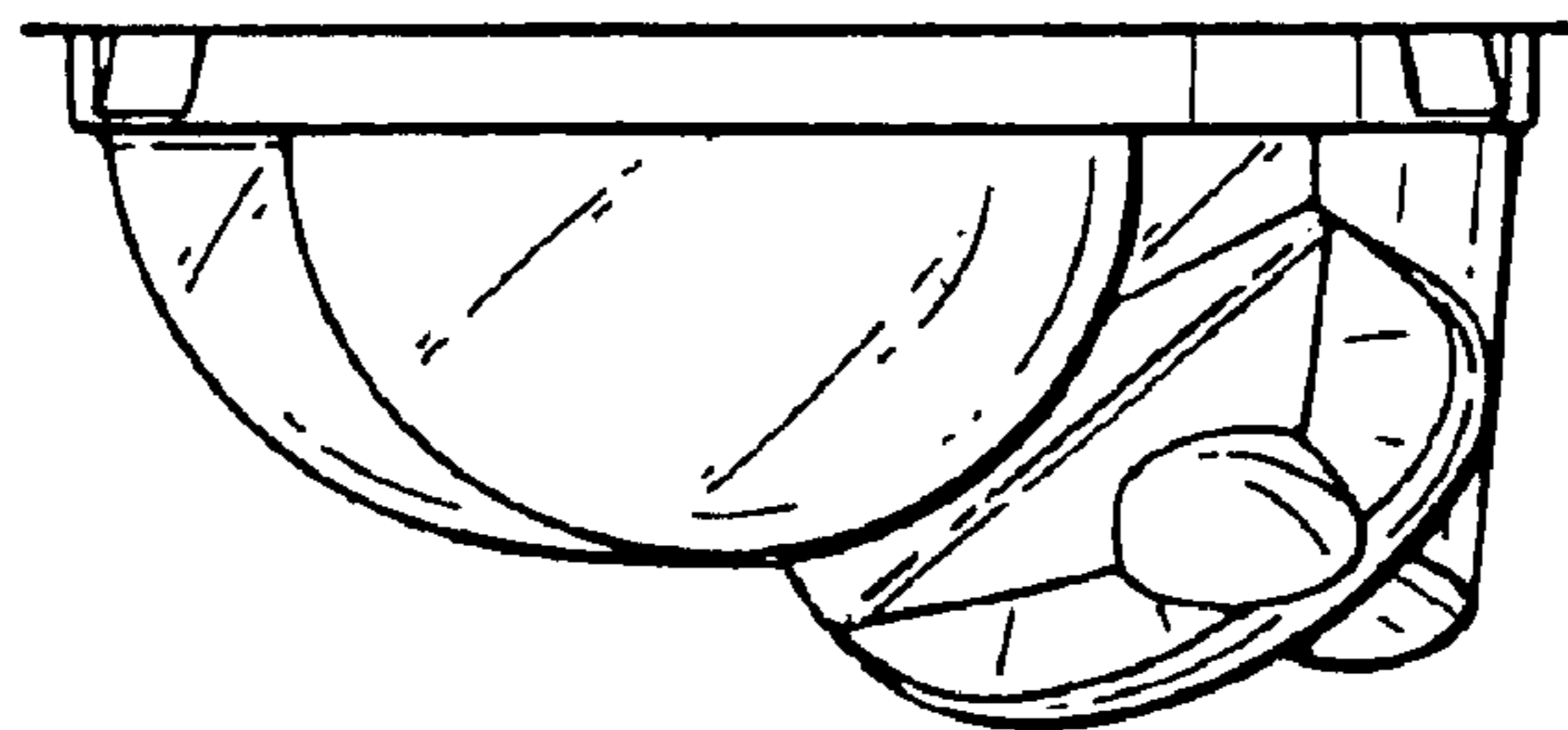


Fig.4.




Fig.5.

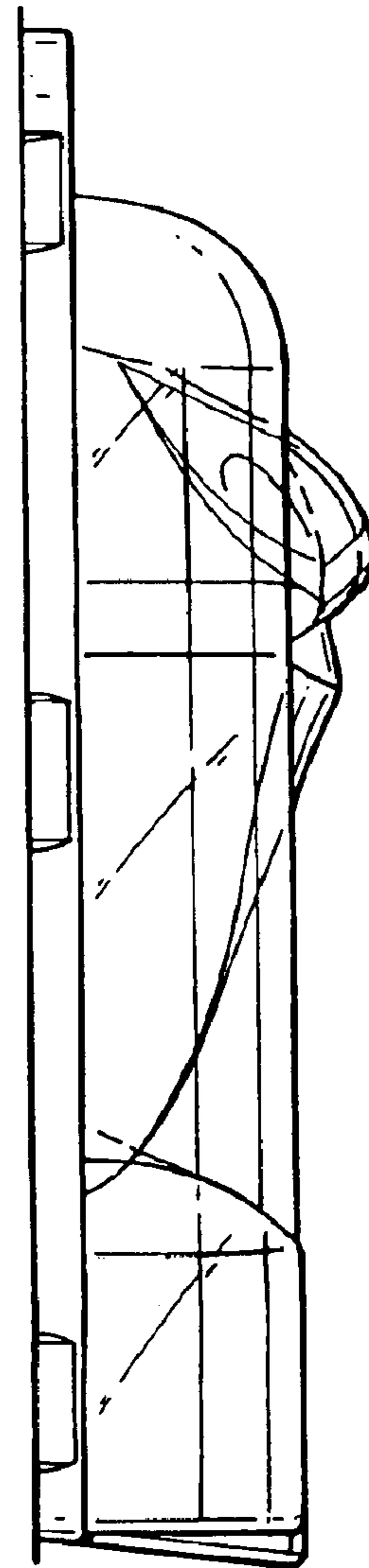


Fig.6.

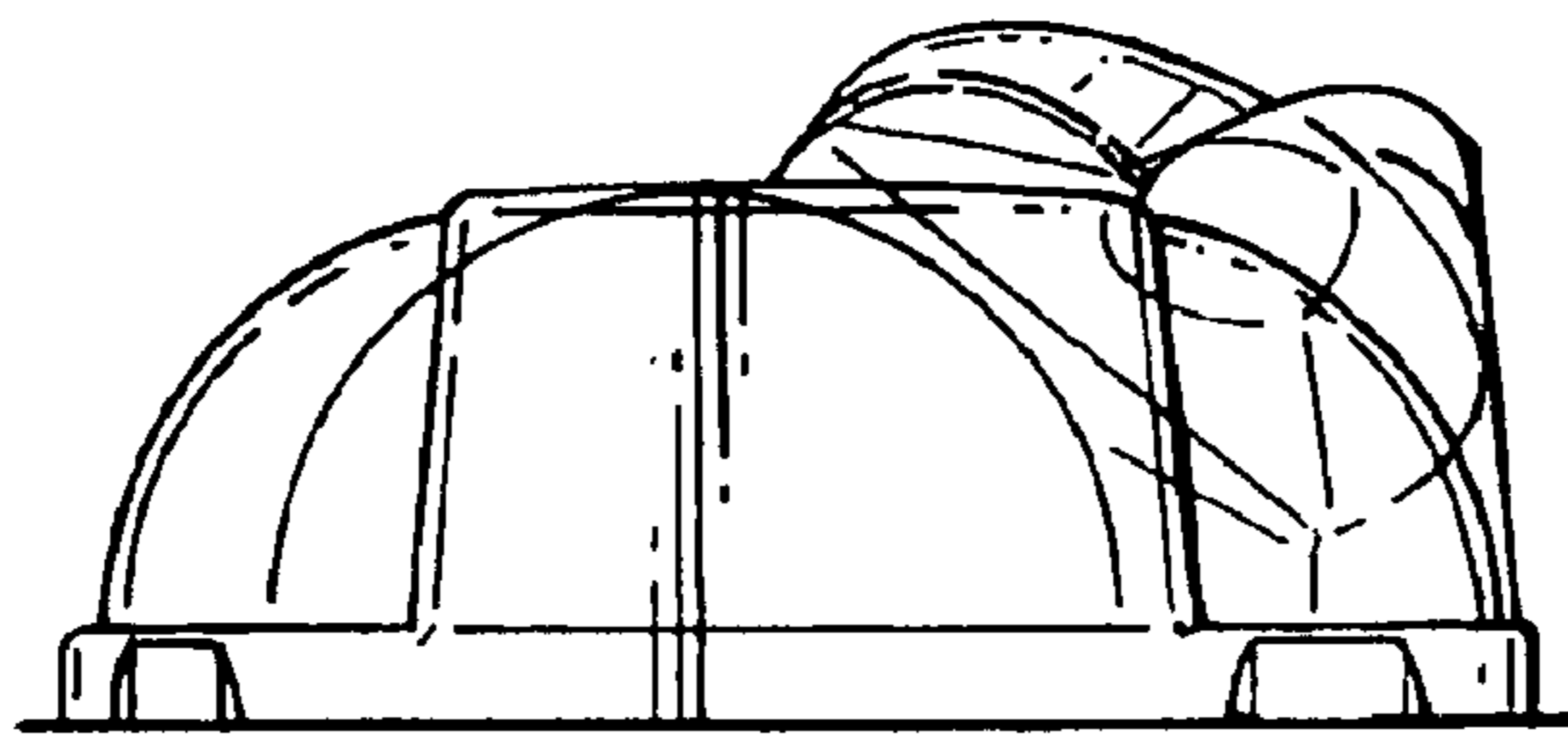


Fig.7.