



US00D511448S

(12) **United States Design Patent**
Chen

(10) **Patent No.:** **US D511,448 S**

(45) **Date of Patent:** **** Nov. 15, 2005**

(54) **RETRACTABLE BLADE CUTTER KNIFE**

(75) **Inventor:** **Jau-Shyong Chen, Chang Hua (TW)**

(73) **Assignee:** **SDI Corporation, Chang Hua Hsien (TW)**

(**) **Term:** **14 Years**

(21) **Appl. No.:** **29/206,949**

(22) **Filed:** **Jun. 8, 2004**

(51) **LOC (8) Cl.** **08-03**

(52) **U.S. Cl.** **D8/99**

(58) **Field of Search** D8/98, 99; 30/155,
30/156, 157, 158, 159, 160, 161, 162, 320,
329, 335, 337

(56) **References Cited**

U.S. PATENT DOCUMENTS

D412,654 S	*	8/1999	Gilbert et al.	D8/99
D412,655 S	*	8/1999	Gilbert et al.	D8/99
D412,822 S	*	8/1999	Gilbert et al.	D8/99
D428,790 S	*	8/2000	Jacquet	D8/99
D431,170 S	*	9/2000	Okada	D8/98
D442,054 S	*	5/2001	Okada et al.	D8/99
D443,807 S	*	6/2001	Okada	D8/99

D453,673 S	*	2/2002	Chen	D8/99
D458,106 S	*	6/2002	Chong	D8/99
D459,189 S	*	6/2002	Chong	D8/99
D464,245 S	*	10/2002	Jacquet	D8/99
D464,552 S	*	10/2002	Jacquet	D8/99
D480,289 S	*	10/2003	Jacquet	D8/99

* cited by examiner

Primary Examiner—Philip S. Hyder

(74) *Attorney, Agent, or Firm*—HersHKovitz & Associates;
Abe HersHKovitz

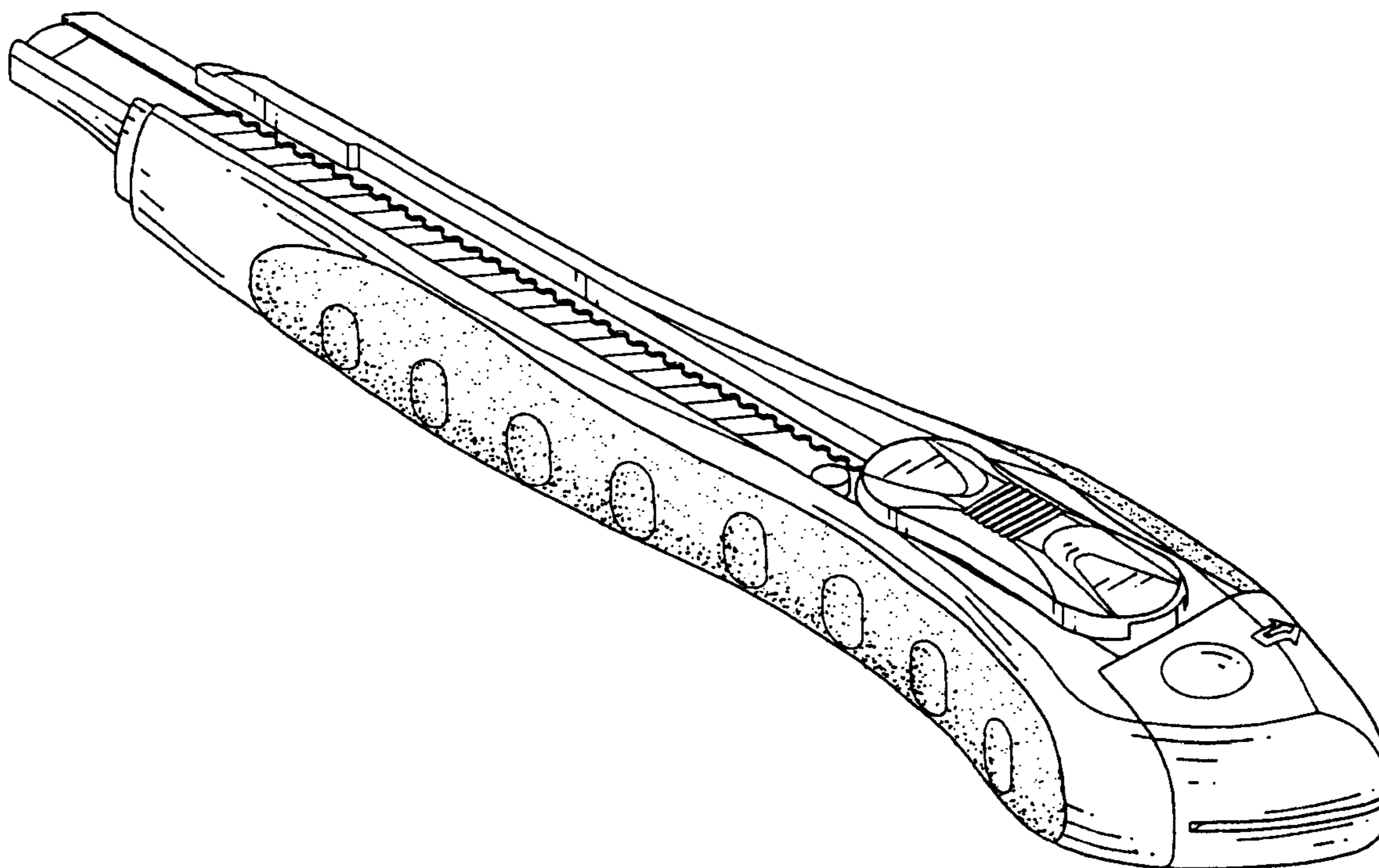
(57) **CLAIM**

The ornamental design for a retractable blade cutter knife, as shown.

DESCRIPTION

FIG. 1 is a perspective view of a retractable blade cutter knife showing my new design;
FIG. 2 is a front elevational view thereof;
FIG. 3 is a rear elevational view thereof;
FIG. 4 is a left elevational view thereof;
FIG. 5 is a right elevational view thereof;
FIG. 6 is top plan view thereof; and,
FIG. 7 is a bottom plan view thereof.

1 Claim, 4 Drawing Sheets



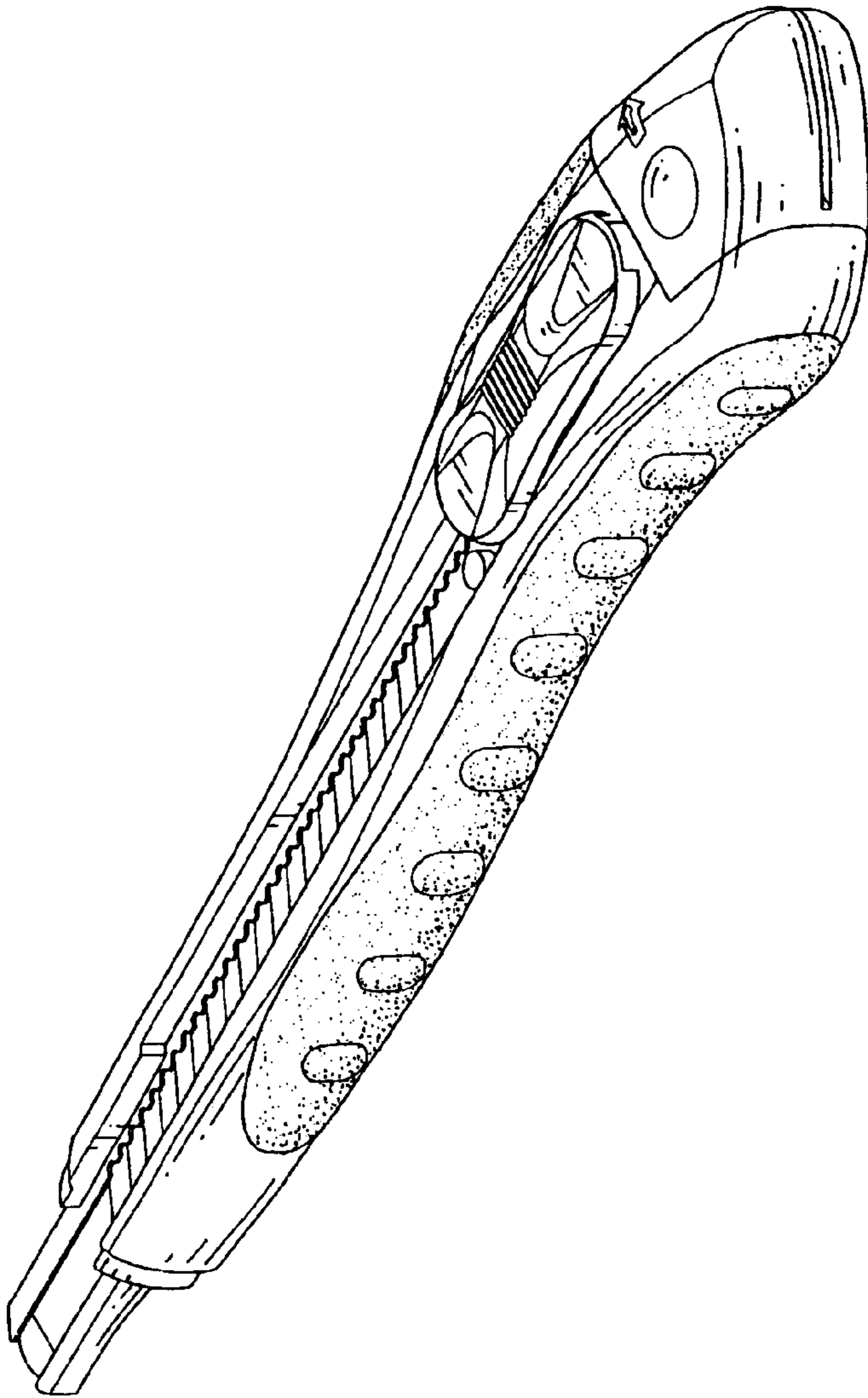


FIG. 1

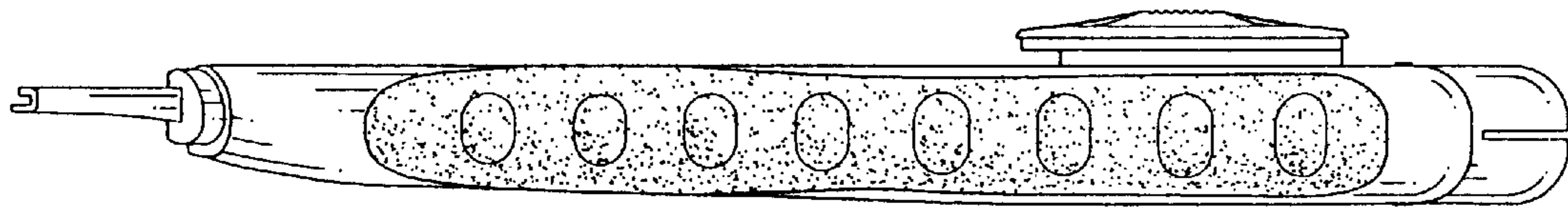


FIG. 2

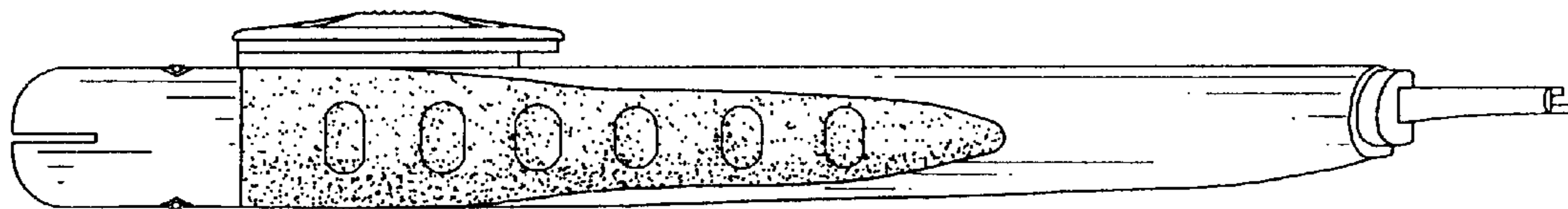


FIG. 3

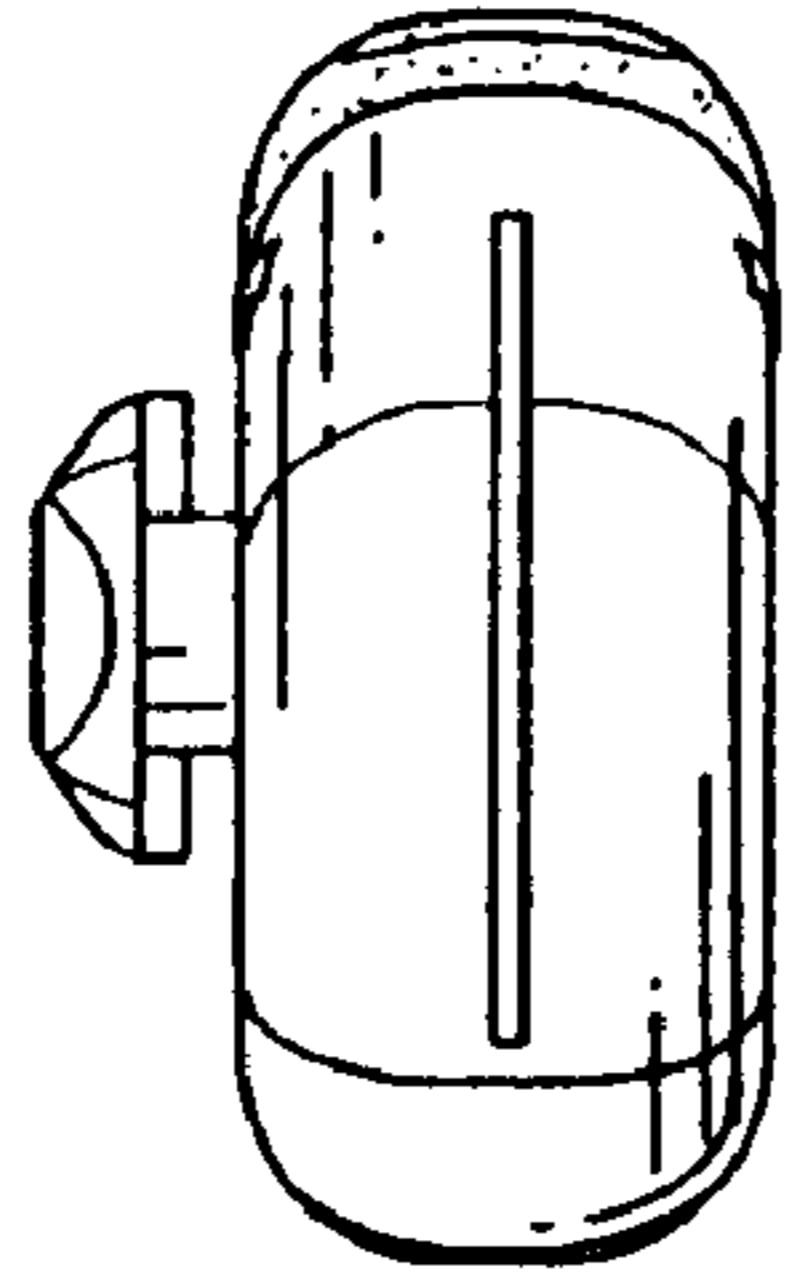


FIG. 5

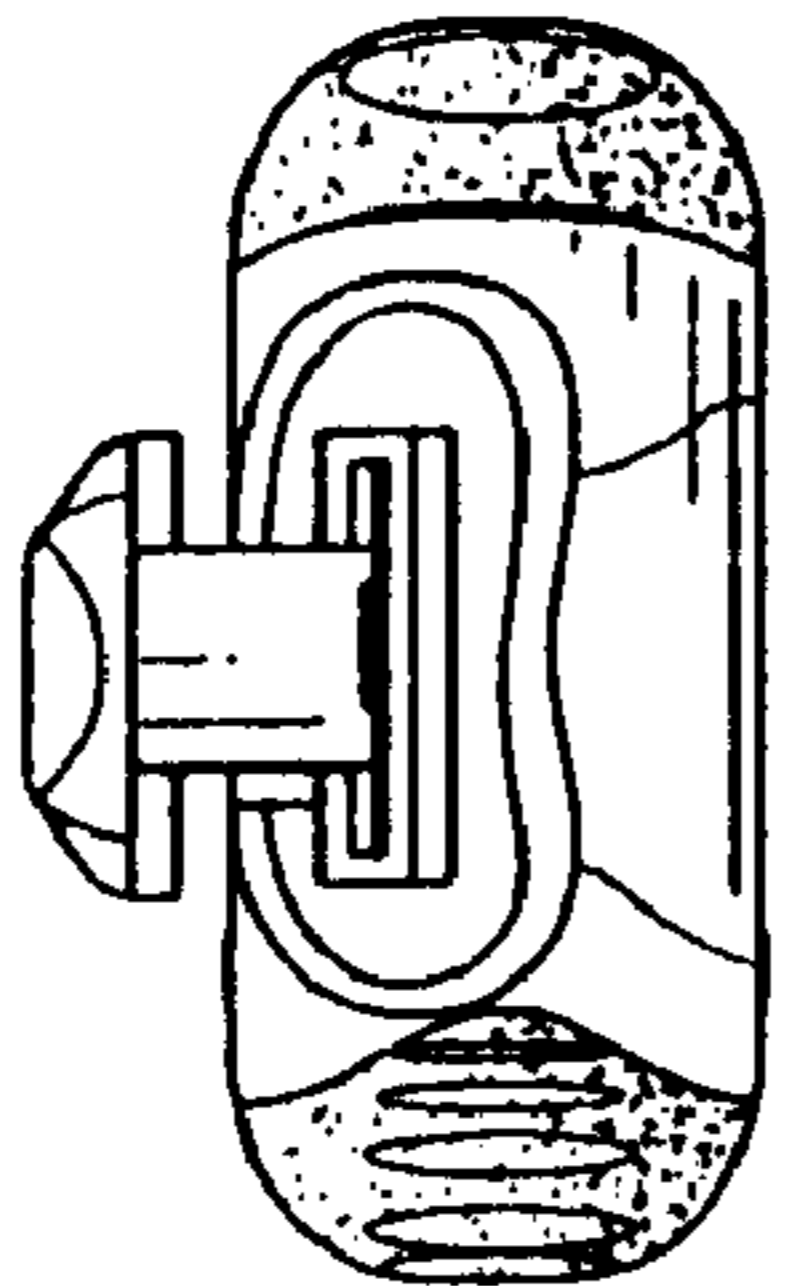


FIG. 4

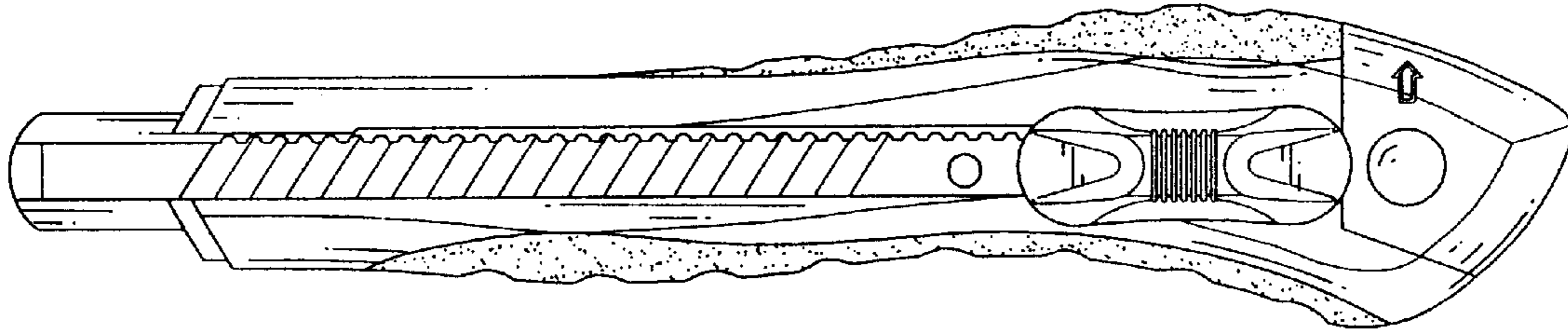


FIG. 6

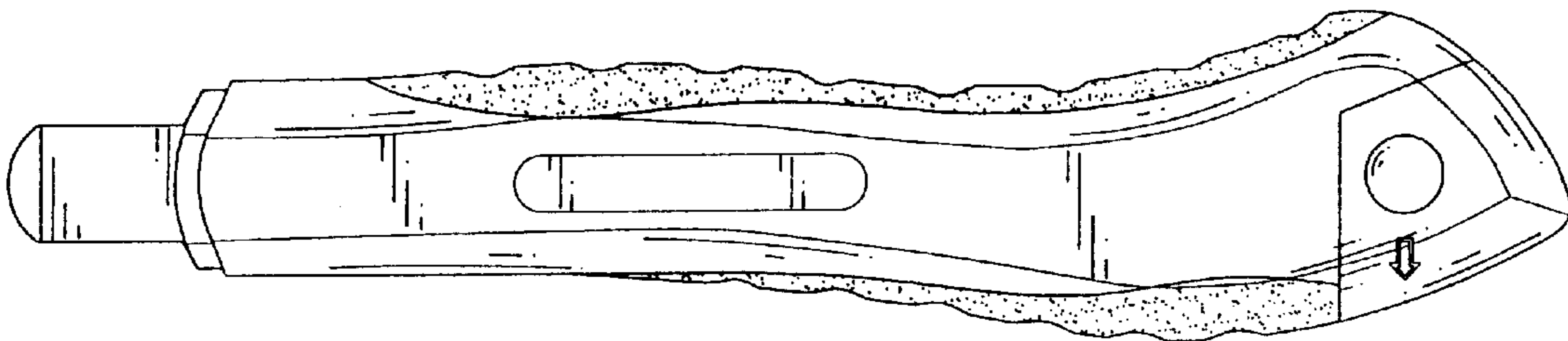


FIG. 7