



US00D511444S

(12) **United States Design Patent** (10) **Patent No.:** **US D511,444 S**
Ridgley-Grenier (45) **Date of Patent:** **** Nov. 15, 2005**

(54) **DETACHABLE CARD PULLING APPARATUS WITH RIBBED GRIPPING PORTION**

(76) Inventor: **Miriam Ridgley-Grenier**, 326 Middletown Ave., Wethersfield, CT (US) 06109

(**) Term: **14 Years**

(21) Appl. No.: **29/211,639**

(22) Filed: **Aug. 19, 2004**

(51) **LOC (8) Cl.** **08-05**

(52) **U.S. Cl.** **D8/14**

(58) **Field of Search** D8/14; 29/764, 29/278

(56) **References Cited**

U.S. PATENT DOCUMENTS

D256,655 S	*	9/1980	Lacey	D7/688
D288,402 S	*	2/1987	Bonbright	D8/14
4,905,393 A		3/1990	Laurie		
5,038,926 A		8/1991	Van Der Toorn		
D337,656 S		7/1993	Hostert		

D372,532 S	*	8/1996	Rossini et al.	D24/126
D377,979 S	*	2/1997	Plaschko et al.	D24/126
5,878,874 A		3/1999	Weggelaar		
6,029,724 A		2/2000	Rudnick		
2003/0051383 A1		3/2003	Attia et al.		

* cited by examiner

Primary Examiner—Holly Baynham

(57) **CLAIM**

The ornamental design for a detachable card pulling apparatus with ribbed gripping portion, as shown and described.

DESCRIPTION

FIG. 1 is a front elevational view of a detachable card pulling apparatus with ribbed gripping portion showing my new design;

FIG. 2 is a right side elevational view thereof;

FIG. 3 is a top plan view thereof;

FIG. 4 is a bottom plan view thereof; and,

FIG. 5 is a perspective view thereof.

The broken line showing of a card is for illustrative purposes only and forms no part of the claimed design.

1 Claim, 3 Drawing Sheets

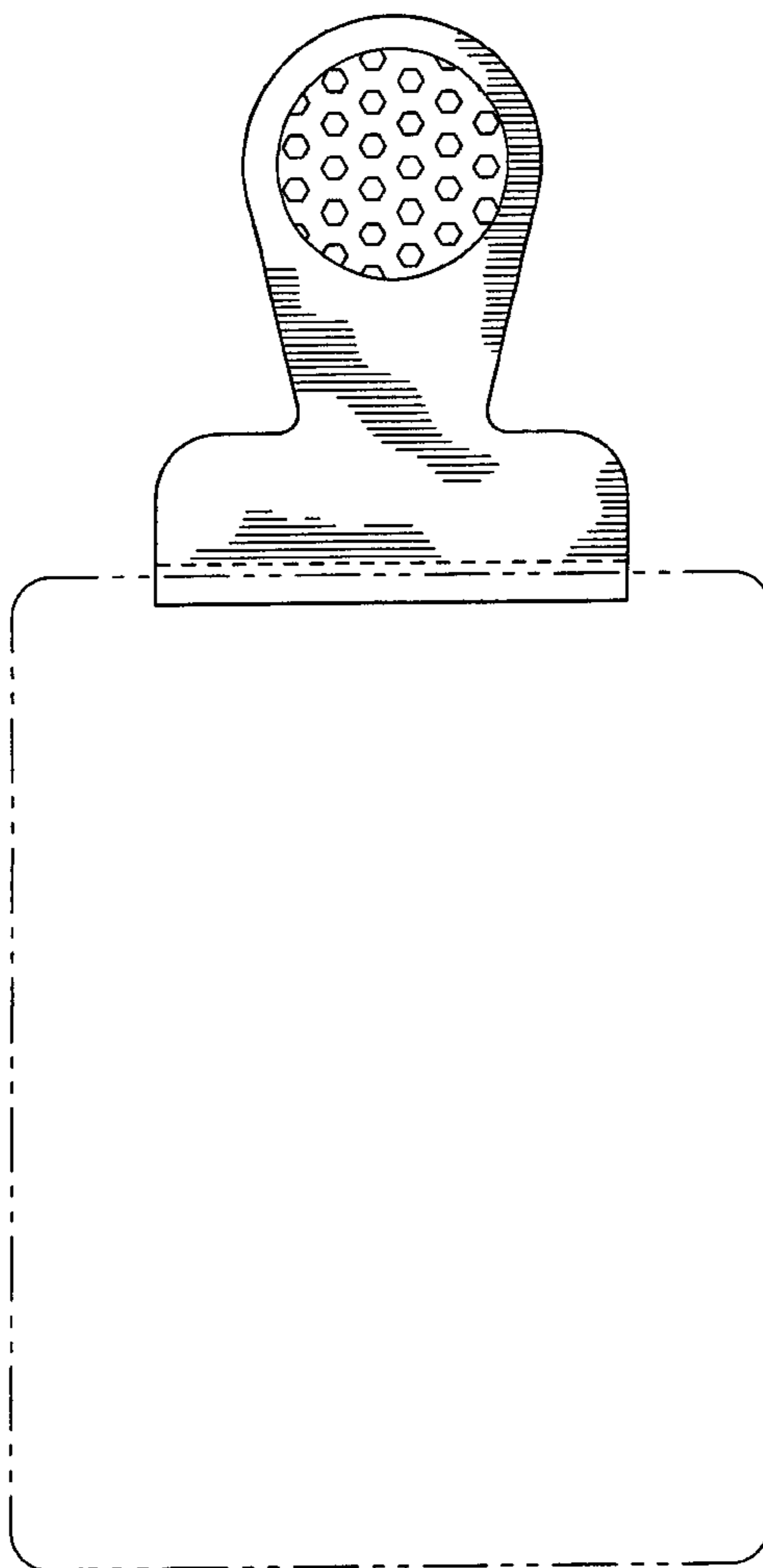


FIG. 1

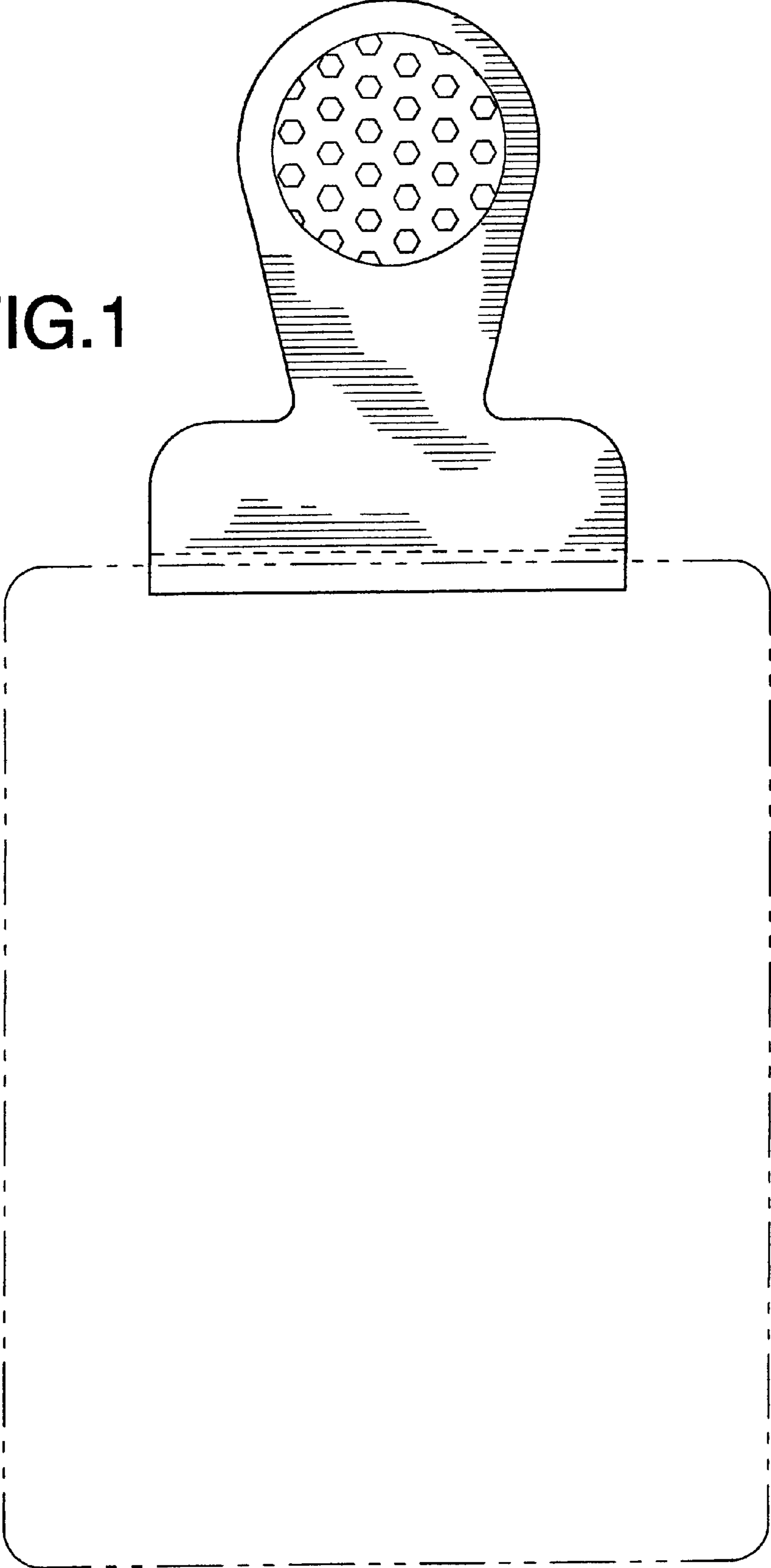




FIG.2




FIG.3




FIG.4

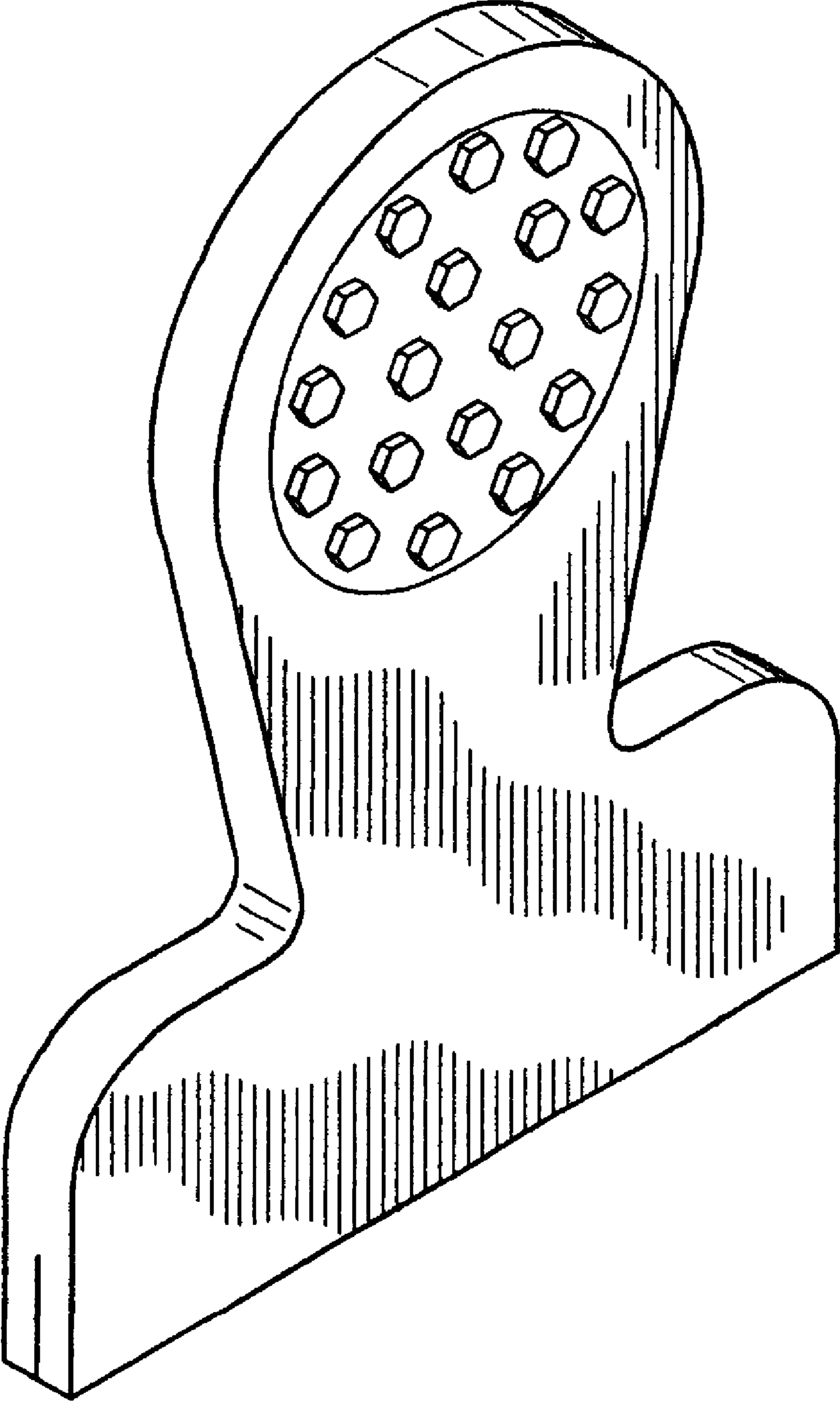


FIG.5