



US00D511441S

(12) **United States Design Patent**
Shane-Schuldt

(10) **Patent No.:** **US D511,441 S**

(45) **Date of Patent:** **** Nov. 15, 2005**

(54) **SPOON**

D254,228 S * 2/1980 King D7/645
D334,116 S * 3/1993 Richmond D7/661
D363,005 S * 10/1995 Thompson D7/661

(75) **Inventor:** **Diane Shane-Schuldt**, Sherrill, NY
(US)

* cited by examiner

(73) **Assignee:** **Oneida, Ltd.**, Oneida, NY (US)

Primary Examiner—Caron D. Veynar

(**) **Term:** **14 Years**

(74) *Attorney, Agent, or Firm*—Wall Marjama & Bilinski
LLP

(21) **Appl. No.:** **29/208,069**

(57) **CLAIM**

(22) **Filed:** **Jun. 23, 2004**

The ornamental design for a spoon, as shown and described.

(51) **LOC (8) Cl.** **07-03**

DESCRIPTION

(52) **U.S. Cl.** **D7/661**

(58) **Field of Search** D7/642-664, 368,
D7/401.2, 669, 675, 676, 683, 688, 689;
30/137, 141, 147-150, 322-327, 329, 340,
342-345

FIG. 1 is a top plan view of a spoon, illustrating my new
Design;

FIG. 2 is a left side elevation view thereof;

FIG. 3 is a right side elevation view thereof;

FIG. 4 is a bottom view thereof;

FIG. 5 is a cross section view taken along line 5-5 of FIG.
1; and,

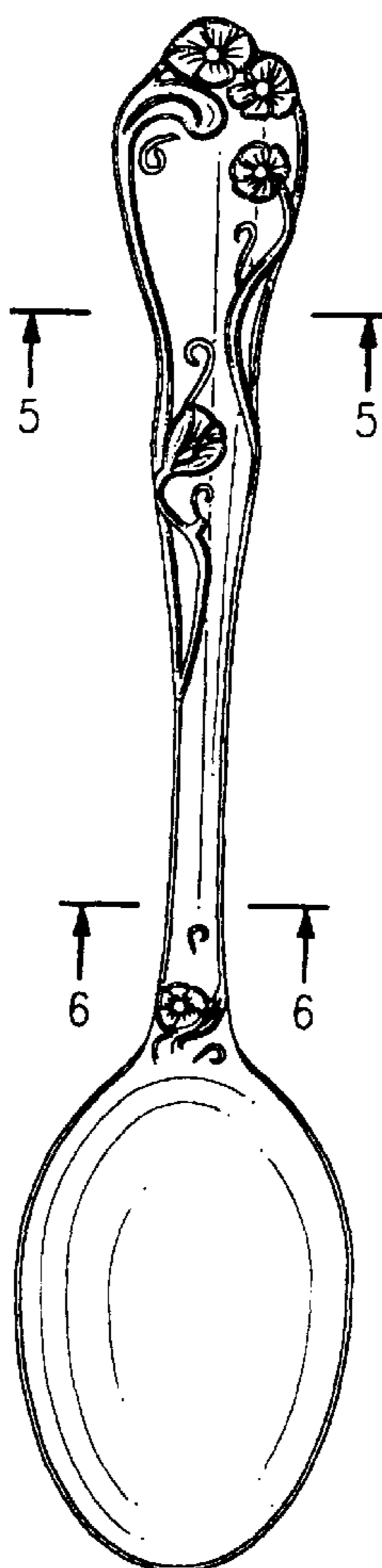
FIG. 6 is a cross section view taken along line 6-6 of FIG.
1.

(56) **References Cited**

U.S. PATENT DOCUMENTS

D21,045 S * 9/1891 Wilkinson D7/663
D157,117 S * 2/1950 Akerlind D7/661
D159,349 S * 7/1950 Lafferty D7/661

1 Claim, 1 Drawing Sheet



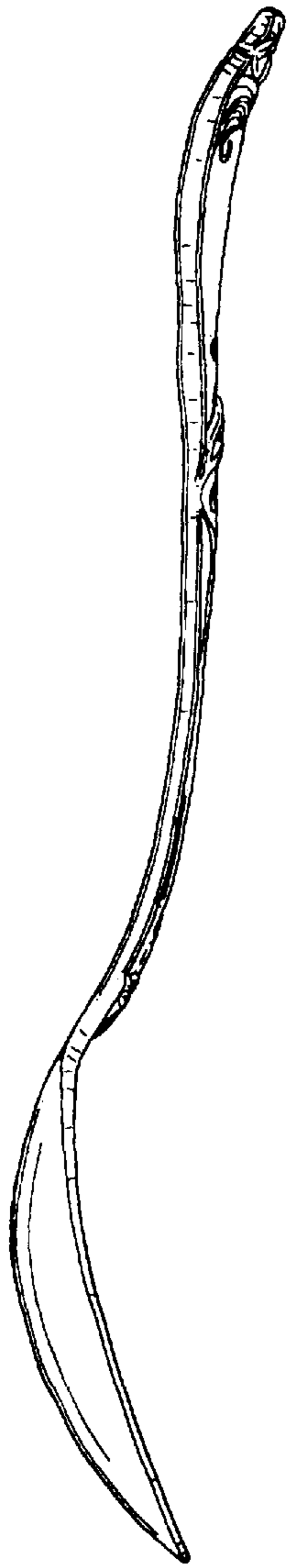


FIG. 2

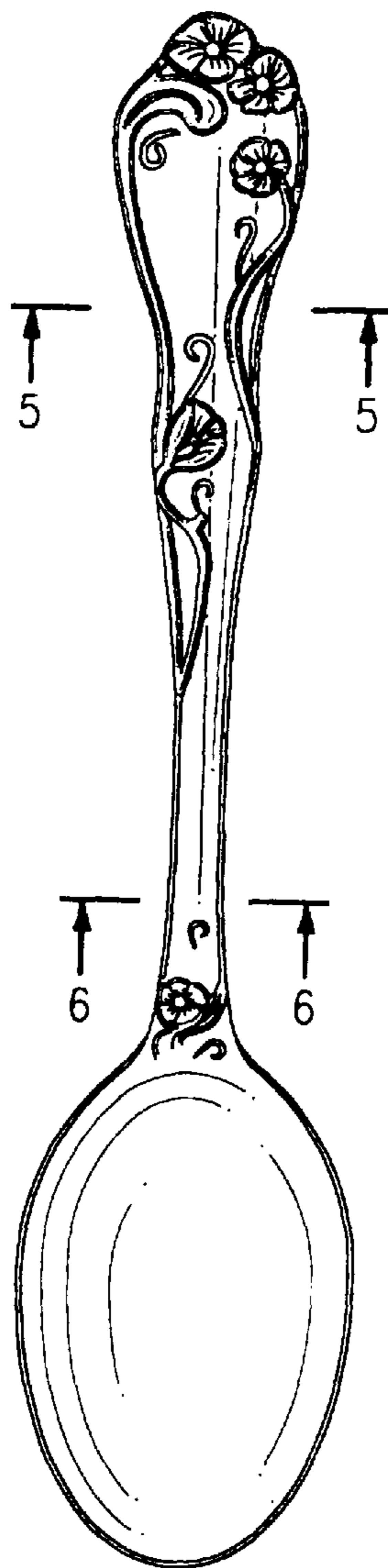


FIG. 1

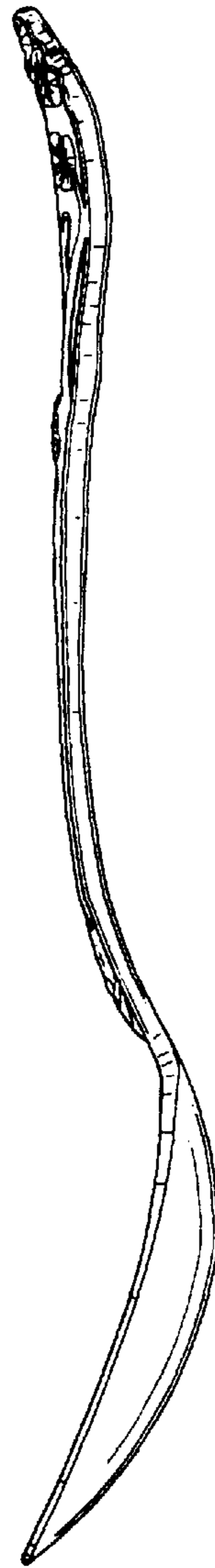


FIG. 3

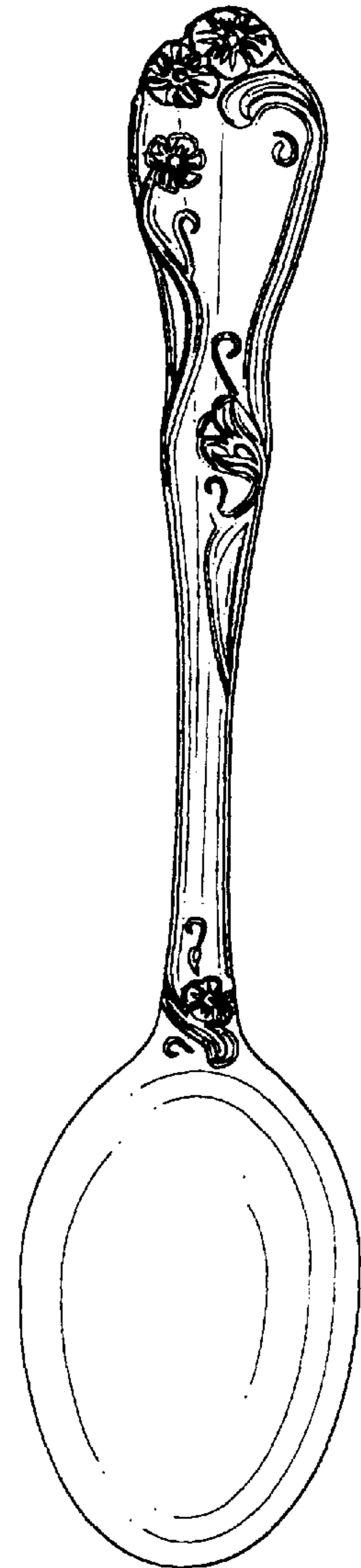


FIG. 4



FIG. 5



FIG. 6