



US00D511432S

(12) **United States Design Patent**
Babkes

(10) **Patent No.:** **US D511,432 S**
(45) **Date of Patent:** **** Nov. 15, 2005**

(54) **COFFEE MAKER**
(75) **Inventor:** **Mitchell H. Babkes**, Saugus, CA (US)
(73) **Assignee:** **Sylmark Holdings Limited**, Dublin (IE)
(**) **Term:** **14 Years**
(21) **Appl. No.:** **29/200,630**
(22) **Filed:** **Mar. 1, 2004**
(30) **Foreign Application Priority Data**
Sep. 1, 2003 (CN) 03340268

2,513,594 A 7/1950 Snyder
2,543,528 A 2/1951 Kaufmann
2,544,324 A 3/1951 Jepson
2,551,563 A 5/1951 Jepson
2,567,187 A 9/1951 Davis, Jr.
2,567,188 A 9/1951 Davis, Jr.
2,573,273 A 10/1951 Wilcox
2,576,432 A 11/1951 Wilcox
2,625,642 A 1/1953 Davis, Jr.
2,651,707 A 9/1953 Jepson
2,664,811 A 1/1954 Jepson
2,675,754 A 4/1954 Huck
2,687,469 A 8/1954 Koci
2,692,937 A 10/1954 Clark
2,694,769 A 11/1954 Huck et al.
2,729,159 A 1/1956 Huck et al.

(51) **LOC (8) Cl.** **07-01**
(52) **U.S. Cl.** **D7/319; D7/317; D7/310**
(58) **Field of Search** D7/304, 373, 305,
D7/309, 310, 311, 316, 317, 318, 319,
300, 312; D23/207; 99/307, 282, 280, 281,
292, 293; 210/118, 481, 131; 219/436;
220/318, 912, 592.16, 4; 222/465.1, 185.1,
553

(Continued)

Primary Examiner—M. N. Pandozzi
(74) *Attorney, Agent, or Firm*—Kathy Mojibi Kavcioglu

(57) **CLAIM**

I claim the ornamental design for the coffee maker, as shown and described.

(56) **References Cited**

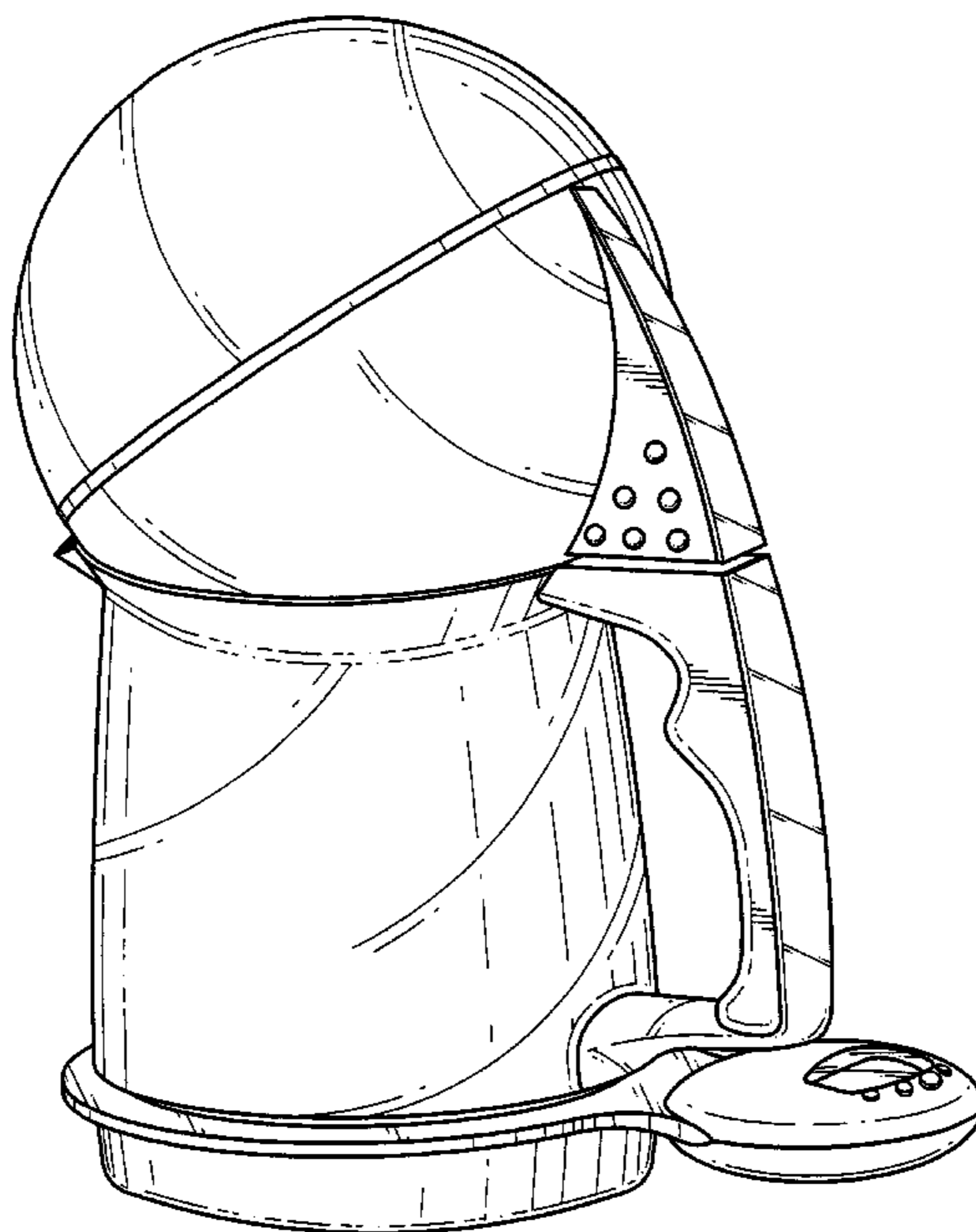
U.S. PATENT DOCUMENTS

D86,671 S * 4/1932 Guild D7/310
2,345,265 A 3/1944 Jepson et al.
2,370,096 A 2/1945 Walder et al.
2,385,694 A 9/1945 Davis, Jr.
2,387,322 A 10/1945 Francis
2,448,096 A 8/1948 Hardin
2,458,640 A 1/1949 Reichold
2,496,237 A 1/1950 Smith
D157,428 S * 2/1950 Richards D7/310
2,507,283 A 5/1950 Strother

DESCRIPTION

FIG. 1 is a perspective view of a coffee maker showing my new design in accordance with a first embodiment; FIG. 2 is a side elevational view thereof; FIG. 3 is a front elevational view thereof; FIG. 4 is a rear elevational view thereof; FIG. 5 is a top plan view thereof; and, FIG. 6 is a bottom plan view thereof. The broken lines in the figures are for illustrative purposes only and form no part of the claimed design.

1 Claim, 5 Drawing Sheets



US D511,432 S

Page 2

U.S. PATENT DOCUMENTS

2,741,975 A	4/1956	Kueser	4,841,849 A	6/1989	Shimomura et al.
2,824,509 A	2/1958	Trogden	4,876,953 A	10/1989	Imamura et al.
2,825,792 A	3/1958	Logan	D366,388 S	* 1/1996	Anghini et al. D7/317
2,829,584 A	4/1958	Jepson	D390,743 S	* 2/1998	Saltet D7/319
2,845,018 A	7/1958	Turke, Sr.	D400,755 S	* 11/1998	Ferlin, Jr. D7/319
2,885,949 A	5/1959	Curtis et al.	D427,478 S	* 7/2000	Littmann et al. D7/318
3,077,156 A	2/1963	Egi et al.	D437,175 S	* 2/2001	Brady D7/319
3,130,663 A	4/1964	Wickenberg et al.	D438,749 S	3/2001	Joergensen
3,224,360 A	12/1965	Wickenberg et al.	D444,204 S	* 6/2001	Hilgers et al. D23/207
3,316,388 A	4/1967	Wickenberg et al.	D445,628 S	* 7/2001	McGroary D7/318
3,334,573 A	8/1967	Kanemaru et al.	D475,883 S	6/2003	Jorgensen
3,638,555 A	2/1972	Mancioli	6,578,467 B1	6/2003	Taylor et al.
3,670,641 A	6/1972	Mancioli	D479,939 S	9/2003	Au
D236,178 S	* 8/1975	Young D7/317	D482,925 S	* 12/2003	Yuen D7/318
4,742,767 A	5/1988	Komatsu et al.			

* cited by examiner




FIG. 1

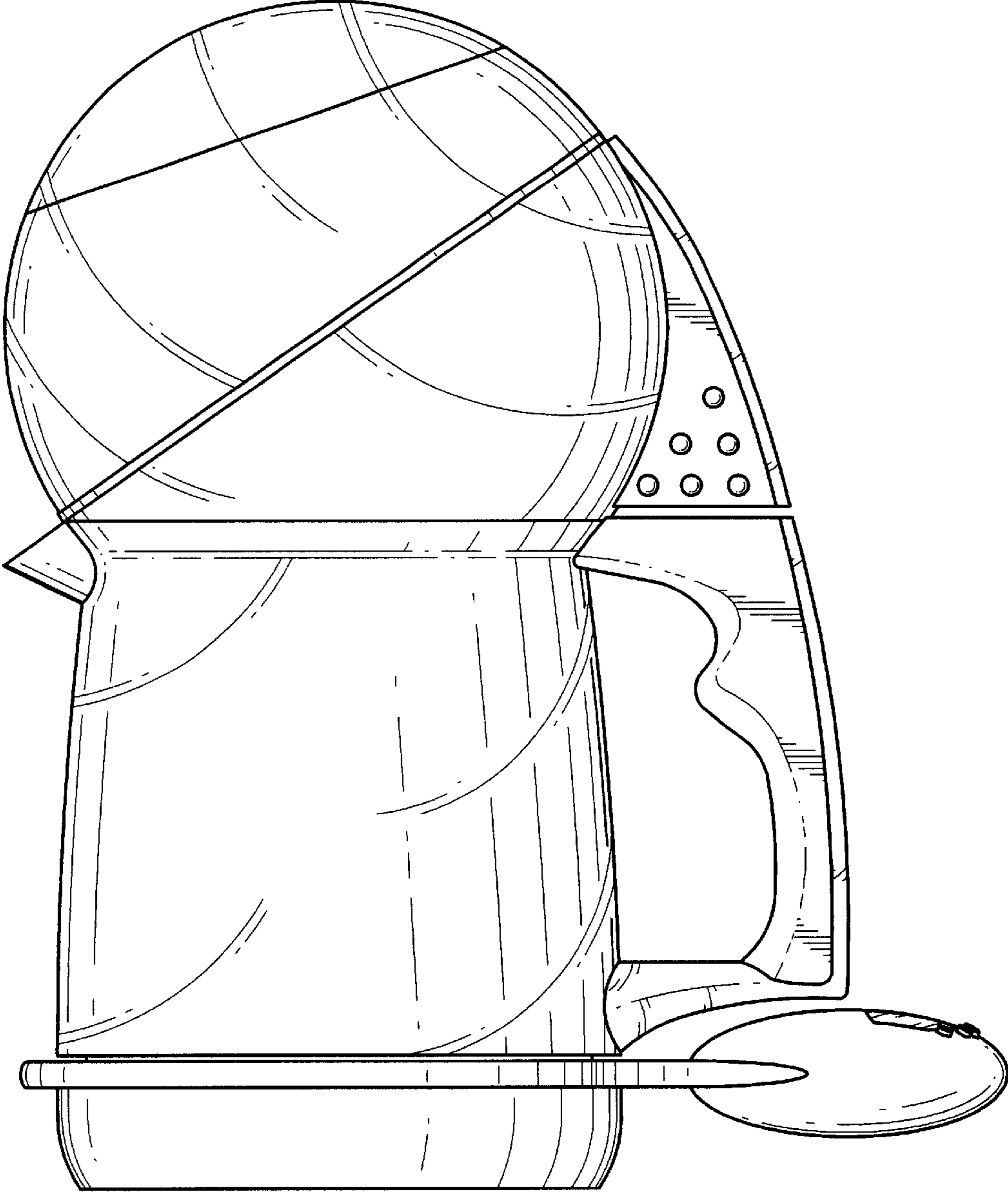


FIG. 2

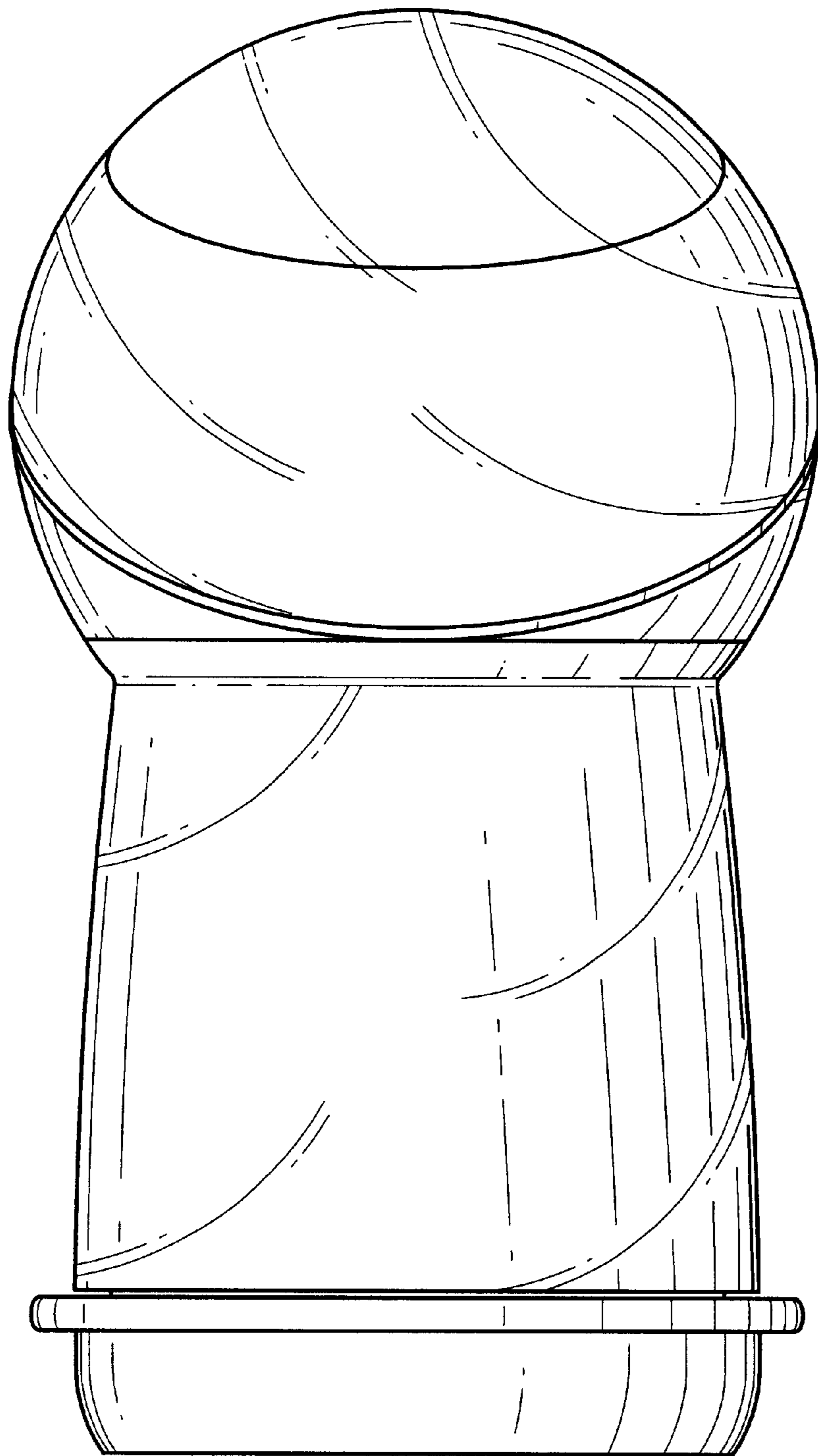


FIG. 3

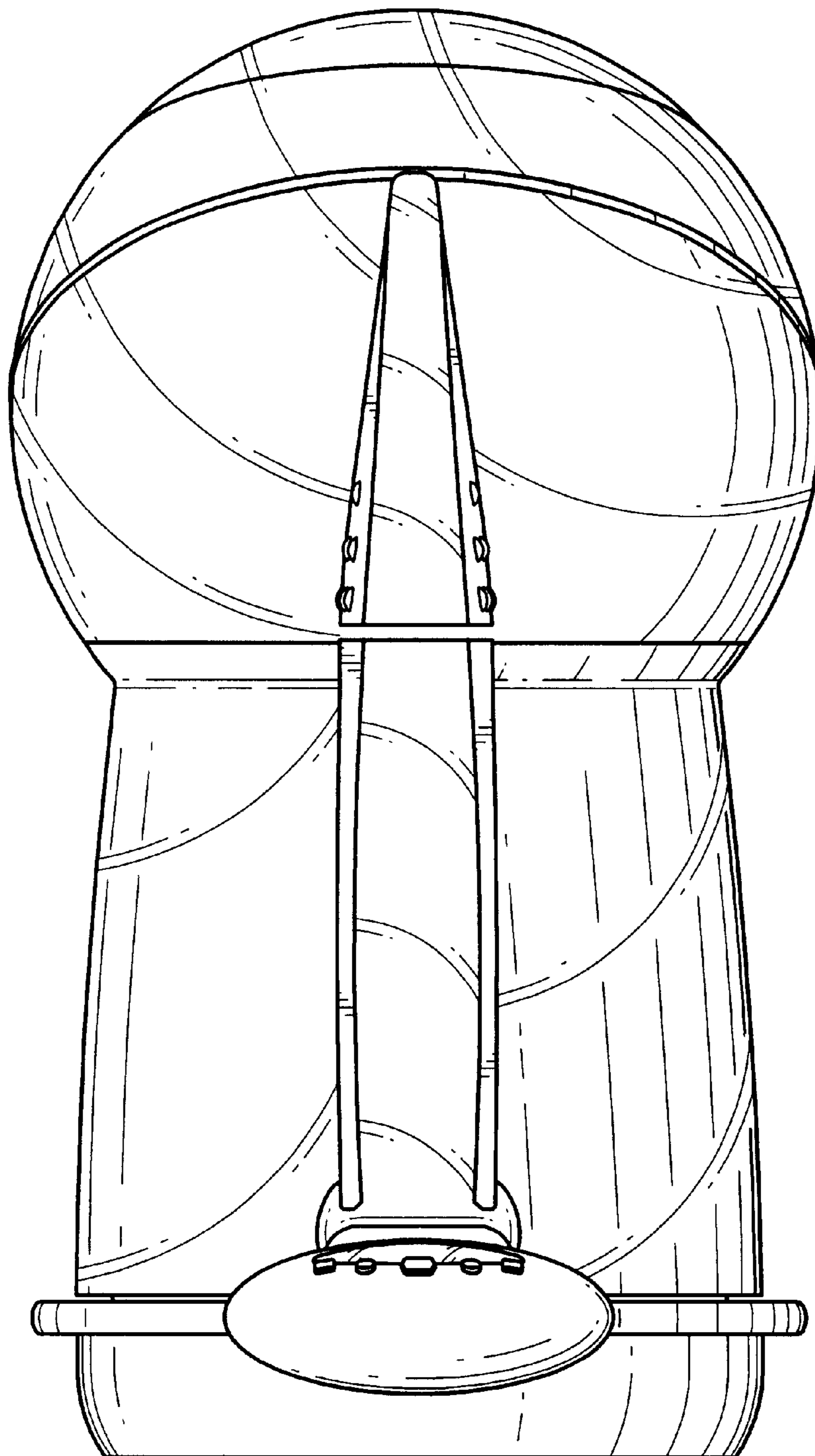


FIG. 4

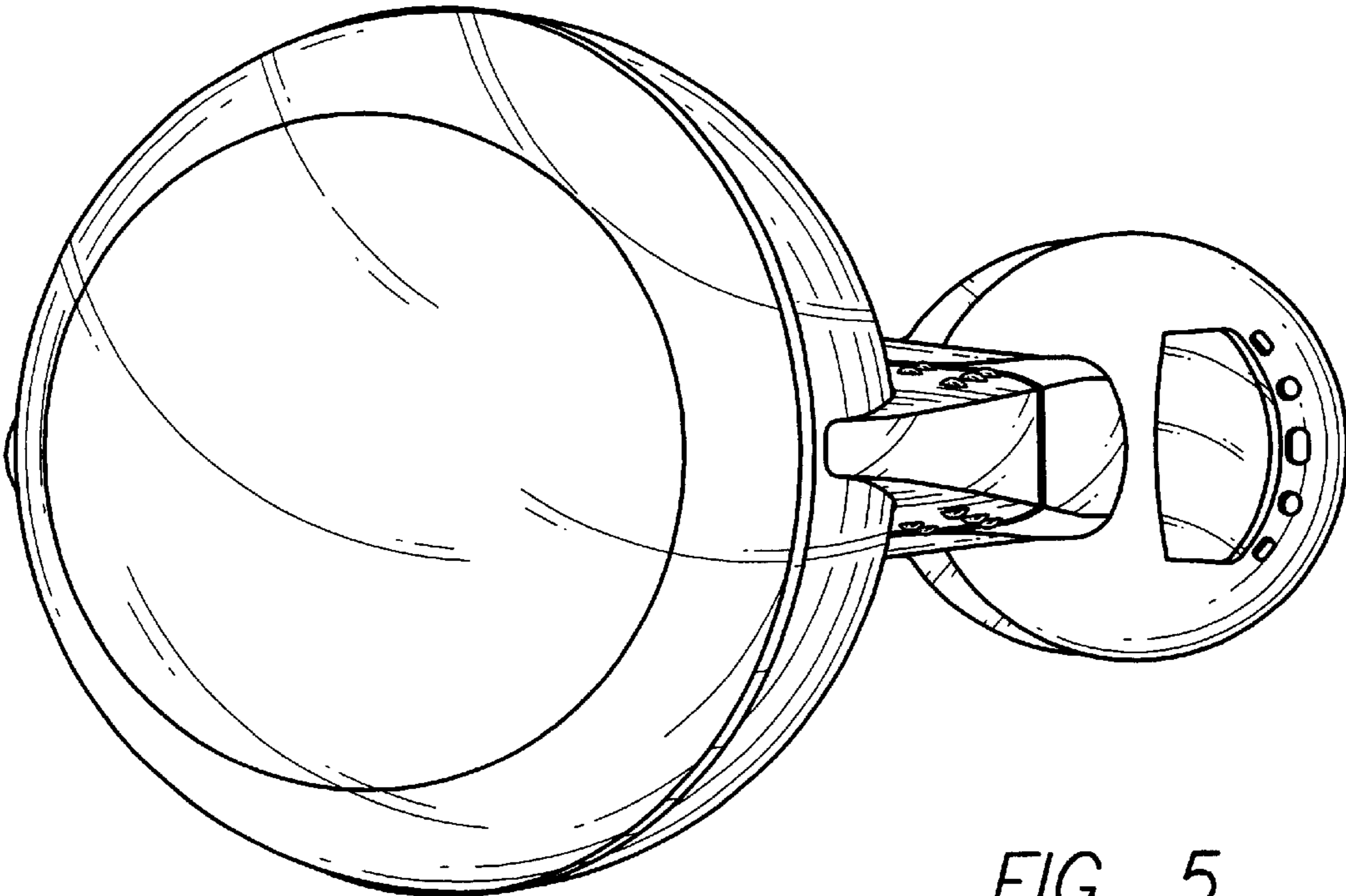


FIG. 5

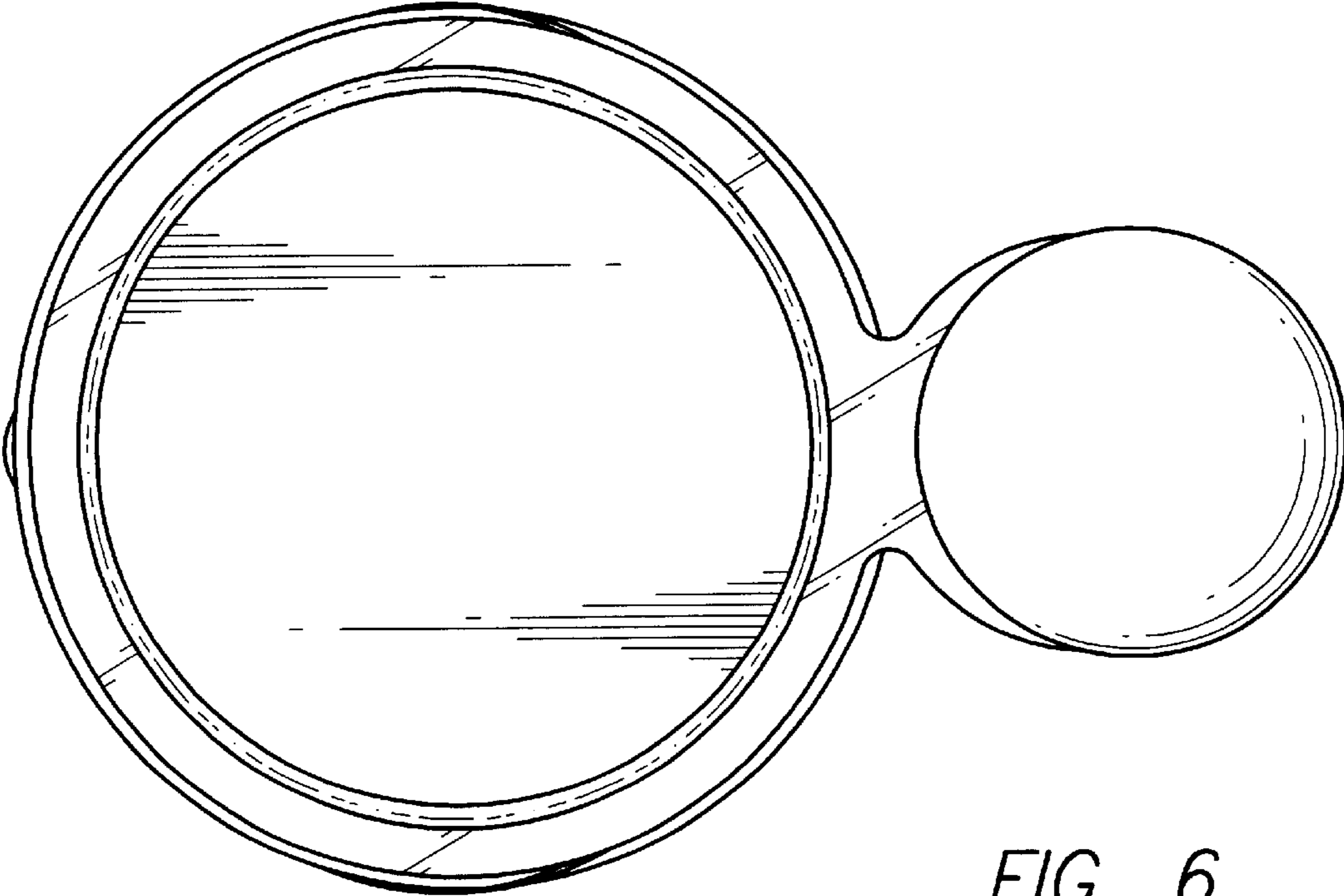


FIG. 6