

US00D511428S

(12) **United States Design Patent**  
**Mohundro**

(10) **Patent No.:** **US D511,428 S**

(45) **Date of Patent:** **\*\* Nov. 15, 2005**

(54) **BED FOOTBOARD**

(75) **Inventor:** **James Glenn Mohundro, Taichung (TW)**

(73) **Assignee:** **Pacific Marketing International (h.K.), Ltd., Taichung (TW)**

(\*\*) **Term:** **14 Years**

(21) **Appl. No.:** **29/207,555**

(22) **Filed:** **Jun. 16, 2004**

(51) **LOC (8) Cl.** ..... **06-06**

(52) **U.S. Cl.** ..... **D6/505**

(58) **Field of Search** ..... D6/382-385, 388-395,  
D6/505-508; 5/53.1, 279.1, 280, 281, 907,  
310

(56) **References Cited**

**U.S. PATENT DOCUMENTS**

D91,104 S \* 11/1933 Douglass ..... D6/393  
D368,178 S \* 3/1996 Walters et al. .... D6/505

D387,919 S \* 12/1997 Keller et al. .... D6/393  
D404,217 S \* 1/1999 Zaidman et al. .... D6/393  
D499,272 S \* 12/2004 Cappaert ..... D6/393  
D499,910 S \* 12/2004 Mohundro ..... D6/505

\* cited by examiner

*Primary Examiner*—Janice E. Seeger

(74) *Attorney, Agent, or Firm*—Rosenberg, Klein & Lee

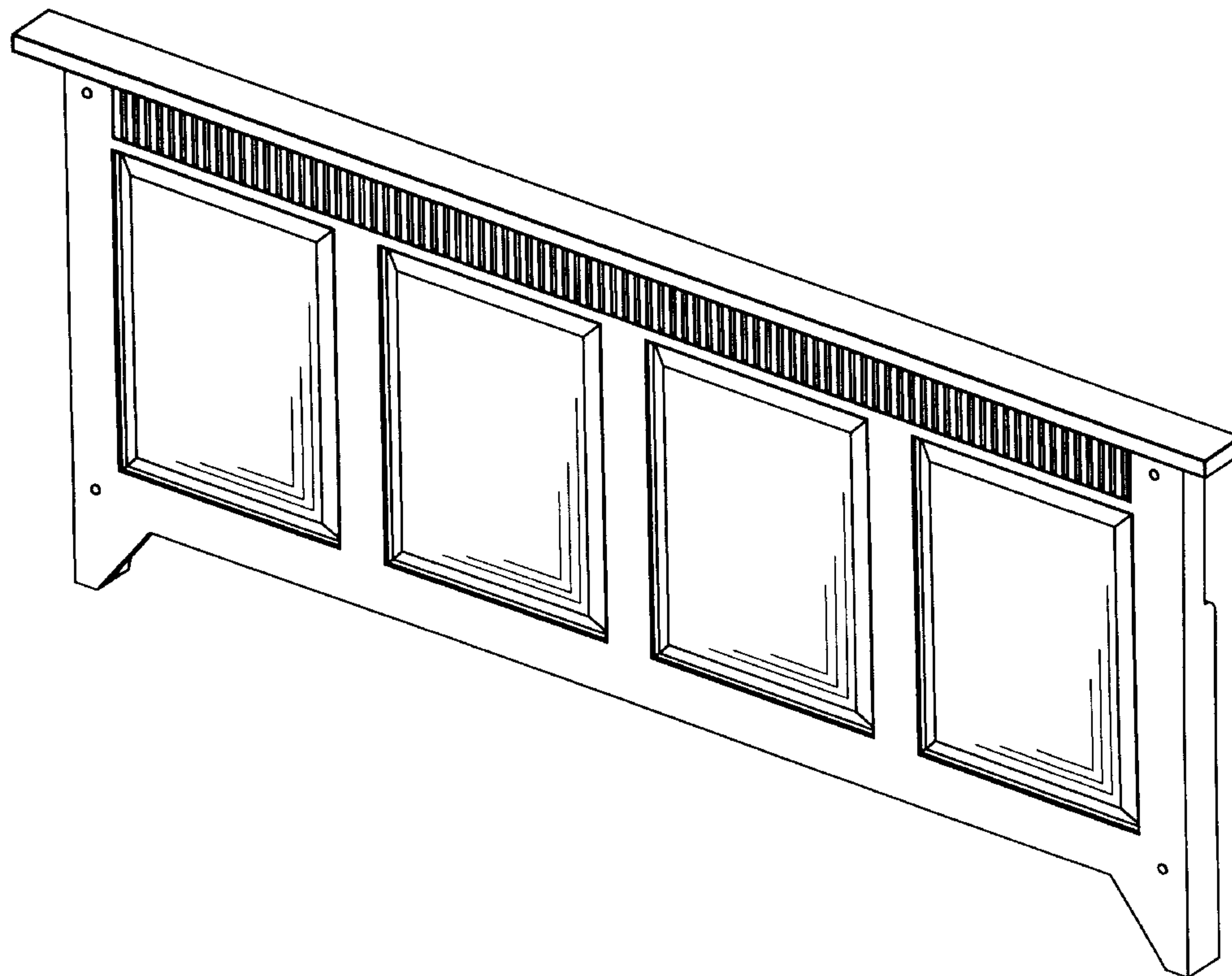
(57) **CLAIM**

The ornamental design for a bed footboard, as shown and described.

**DESCRIPTION**

FIG. 1 is a perspective view of a bed footboard, showing my new design;  
FIG. 2 is a front elevational view thereof;  
FIG. 3 is a rear elevational view thereof;  
FIG. 4 is a left elevational view thereof; and  
FIG. 5 is a right elevational view thereof;  
FIG. 6 is a top plan view thereof; and,  
FIG. 7 is a bottom plan view thereof.

**1 Claim, 5 Drawing Sheets**



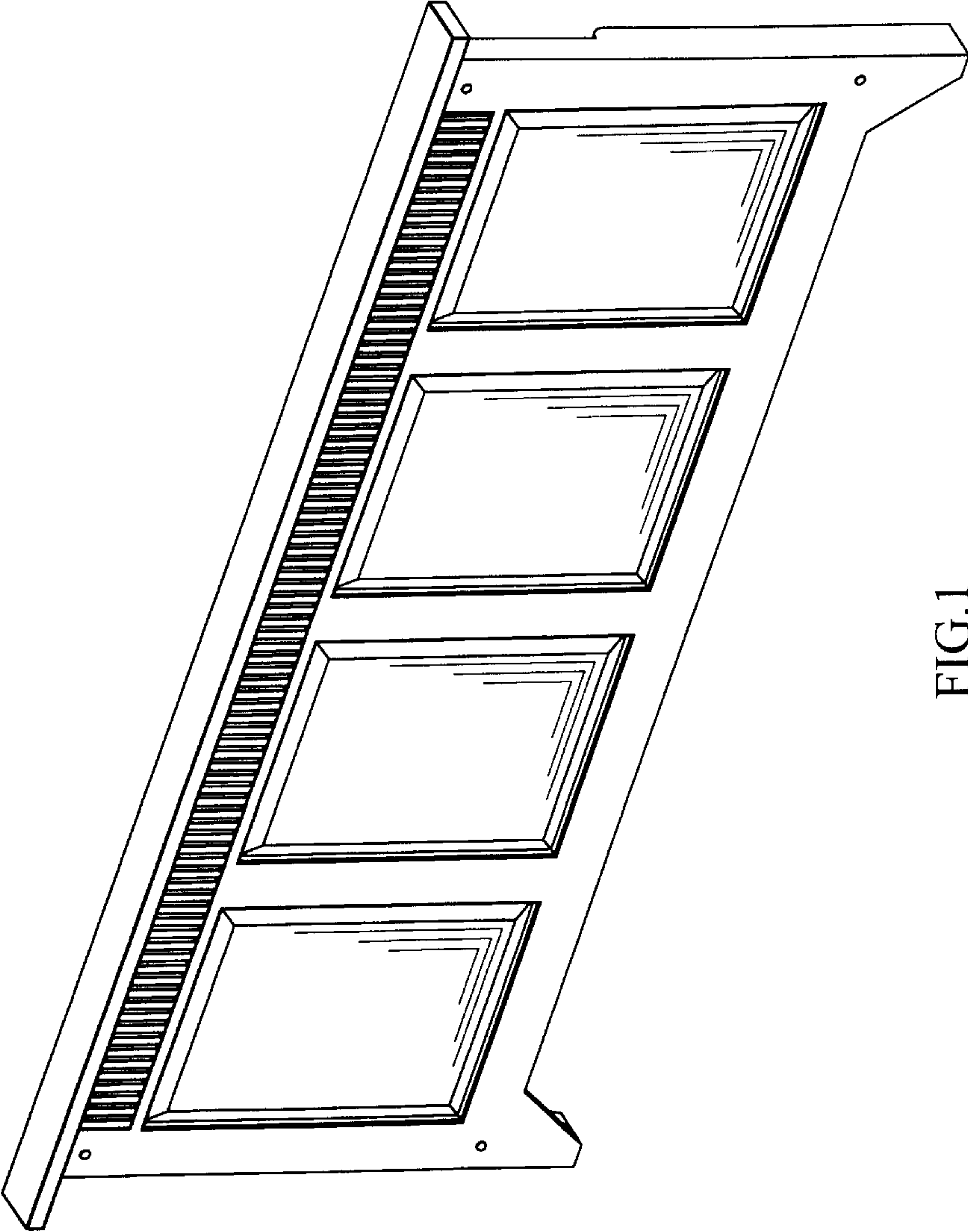


FIG.1

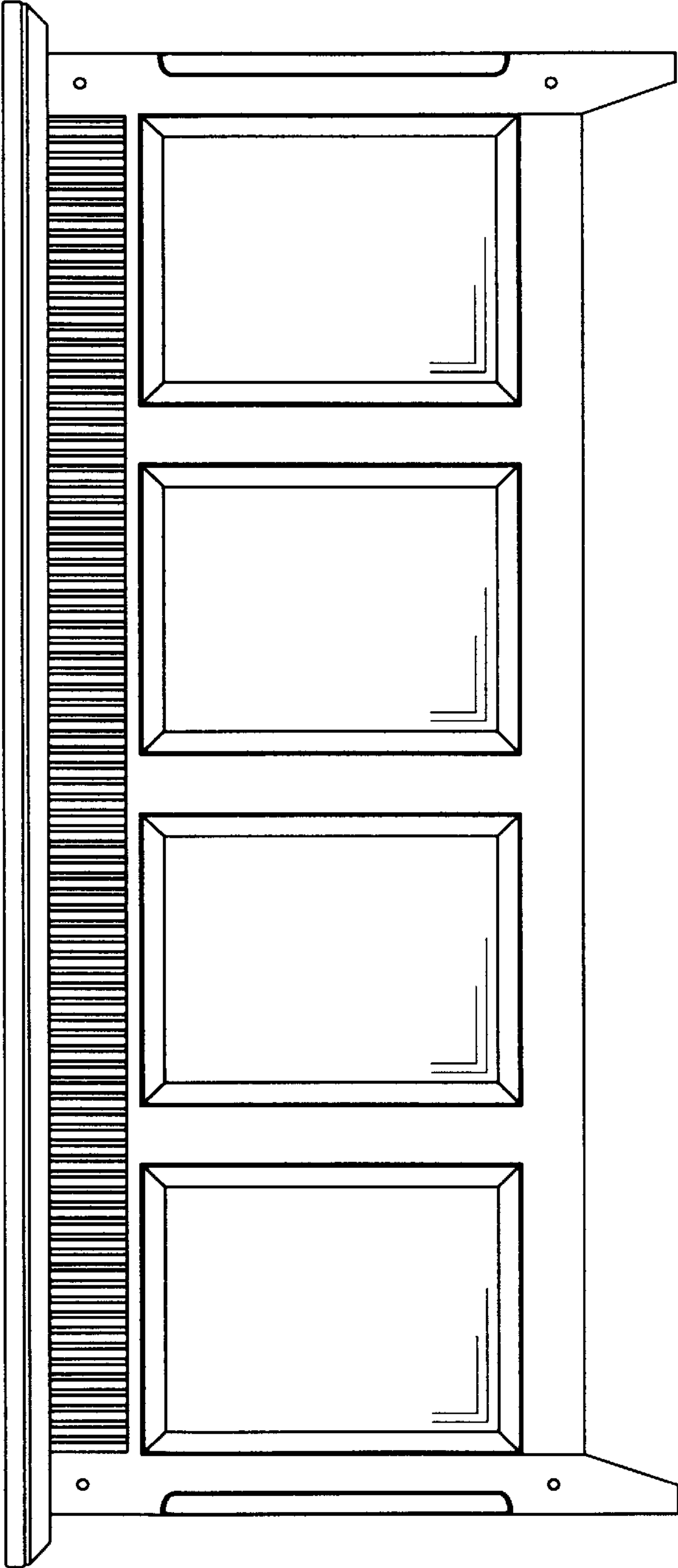


FIG.2




FIG.3

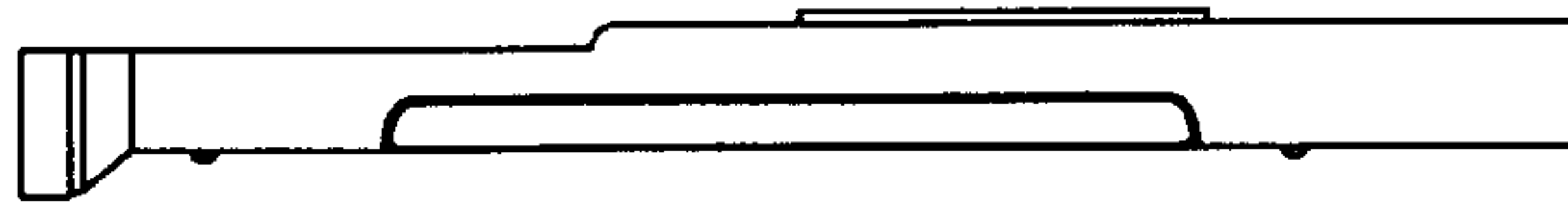


FIG. 5

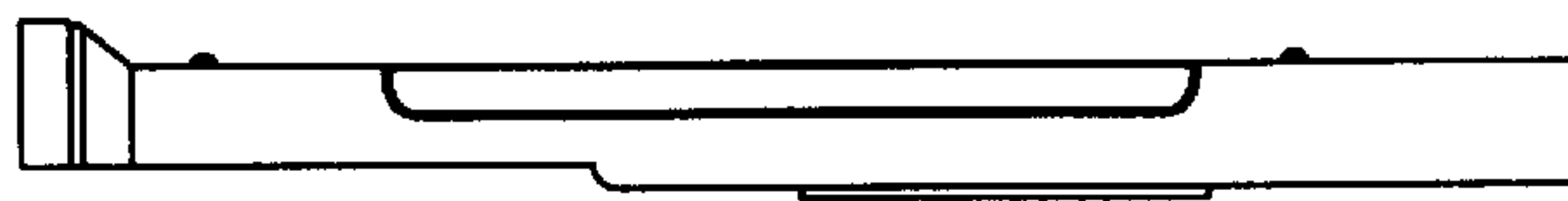


FIG. 4

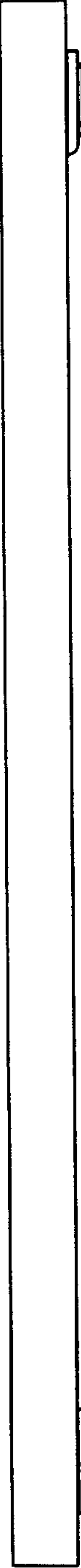


FIG. 6

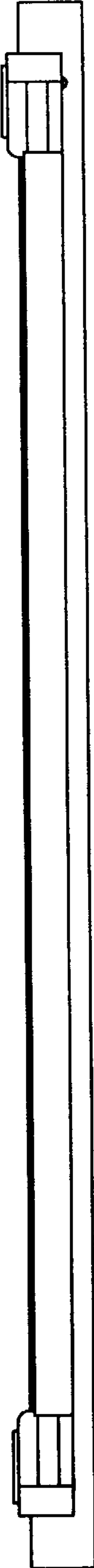


FIG. 7